LAMPIRAN

Lampiran 1 : Data Kuisioner

Prediktabilitas merek				Kesukaan merek		Kompetensi merek					Reputasi merek			Kepercayaan pada perusahaan				Kepercayaan merek			Loyalitas merek			
6	6	6	7	6	6	6	6	6	6	6	7	6	6	6	6	6	5	6	6	6	5	5	5	6
6	6	6	6	6	6	6	6	6	6	6	6	7	7	6	6	5	5	6	6	6	5	6	6	6
6	6	6	6	7	7	4	5	5	5	5	7	7	7	5	5	5	5	5	5	5	6	7	6	7
6	6	6	7	7	7	6	6	6	7	5	3	3	2	6	5	6	6	6	6	6	6	6	6	6
5	6	6	6	6	6	5	6	6	6	6	7	7	7	5	6	5	5	6	6	6	5	5	6	5
5	5	5	5	5	6	5	5	5	5	5	7	7	7	6	6	6	6	2	2	2	7	7	7	7
5	6	5	5	6	5	5	6	5	5	5	5	5	5	3	3	3	5	5	4	4	6	6	7	7
5	5	5	5	6	6	5	5	5	5	5	6	6	6	6	6	5	6	5	5	5	7	7	2	7
7	7	7	7	7	6	7	7	7	7	7	5	7	7	6	5	6	6	7	7	7	6	7	6	6
7	6	6	7	6	7	7	5	5	7	6	7	7	7	6	6	6	6	7	7	7	6	7	7	7
6	6	6	7	6	5	6	6	6	7	6	7	6	6	6	5	5	5	7	7	6	6	6	6	6
6	6	6	6	7	6	5	6	6	6	5	6	6	6	6	6	5	5	7	6	7	6	6	7	6
5	6	5	6	5	5	5	6	5	6	7	6	6	6	6	6	6	6	6	6	6	6	6	6	6
6	6	6	6	6	6	6	6	6	6	6	6	6	6	6	6	6	5	6	6	6	6	7	6	7
6	6	6	6	7	6	6	6	6	5	6	7	7	7	6	5	5	6	6	6	6	6	7	6	7
6	6	6	6	6	7	6	6	6	6	6	6	6	6	6	5	6	6	7	7	7	7	7	7	7
6	6	6	6	6	6	6	6	6	6	6	6	6	6	5	6	6	6	7	7	7	6	6	6	6
6	6	6	6	7	7	6	6	6	6	5	5	5	6	5	6	7	5	6	6	6	7	6	7	6
6	6	6	6	7	6	6	6	6	6	6	7	7	7	6	5	6	5	7	7	7	6	6	6	6
6	6	6	6	6	5	6	6	6	6	6	6	7	7	6	5	5	6	7	7	7	7	7	7	6
7	6	6	7	7	6	5	6	6	6	6	7	6	7	6	6	6	5	6	6	6	6	6	6	6

Prediktabilitas merek				Kesukaan merek		Kompetensi merek					Reputasi merek			Kepercayaan pada perusahaan				Kepercayaan merek			Loyalitas merek			
6	6	6	6	7	7	6	6	6	6	6	7	6	7	3	3	3	3	2	3	2	6	6	7	7
7	6	7	6	5	5	6	6	6	6	5	6	6	6	5	6	6	6	6	6	6	6	6	6	7
6	6	6	6	7	6	6	6	6	6	6	7	7	7	6	6	6	5	6	6	6	6	6	6	7
6	6	6	6	6	7	6	6	6	6	6	7	7	7	7	7	6	5	6	6	5	6	6	6	6
6	6	6	6	7	6	6	6	6	6	6	6	6	6	6	5	6	6	6	6	6	6	6	6	6
6	6	5	6	6	7	6	6	5	6	6	6	6	6	5	6	6	5	7	7	7	6	7	6	6
7	6	7	7	5	6	5	6	5	5	6	7	6	7	6	5	6	6	6	7	6	6	7	6	6
7	6	6	7	7	6	5	6	5	5	5	7	7	6	6	6	5	5	7	6	6	6	7	7	6
6	6	6	7	6	7	6	6	6	5	5	6	6	6	6	5	6	6	6	6	6	5	6	6	6
6	6	6	6	6	5	6	5	6	6	6	6	7	7	6	6	5	6	6	6	7	5	6	6	6
6	6	6	6	6	6	6	6	6	6	6	6	6	6	5	6	6	6	6	6	7	6	6	6	5
6	7	7	7	2	2	6	6	5	5	6	7	7	7	6	5	6	6	7	6	7	7	7	6	7
6	6	6	6	5	5	6	6	6	6	6	6	7	6	6	5	7	6	2	2	2	7	6	6	6
7	6	7	7	5	6	5	6	5	5	5	7	7	7	5	6	6	5	7	7	7	7	7	7	6
6	6	6	7	7	7	6	6	6	6	6	7	7	7	6	5	6	6	6	6	6	7	6	7	6
7	6	7	5	6	6	5	5	5	5	5	6	6	6	6	6	5	6	7	7	7	6	6	6	6
6	6	6	6	6	6	6	6	6	6	6	6	6	6	5	6	5	6	6	6	6	7	7	7	7
6	6	7	6	6	6	6	6	2	6	6	6	6	6	6	6	5	6	6	6	6	6	6	7	6
6	6	7	6	6	7	6	6	2	6	2	6	6	5	5	5	6	6	2	2	2	6	6	6	6
6	6	6	6	7	6	6	6	6	6	6	5	6	3	5	5	6	6	7	7	7	6	6	6	6
6	6	7	6	7	7	6	6	5	6	6	6	6	6	5	5	6	6	6	6	6	7	6	7	7
6	6	6	7	6	7	6	6	6	5	5	3	4	3	6	5	6	5	6	5	6	6	7	7	6
7	6	7	6	5	6	4	6	4	6	6	6	6	6	6	6	6	5	6	6	6	7	6	6	6

Prediktabilitas merek				Kesukaan merek		Kompetensi merek					Reputasi merek			Kepercayaan pada perusahaan				Kepercayaan merek			Loyalitas merek			
7	6	7	6	7	5	5	6	5	6	5	6	6	6	3	3	3	2	6	6	6	7	7	6	6
6	6	7	6	6	5	6	6	5	6	6	6	6	5	5	6	6	6	6	6	6	5	6	5	5
7	6	6	6	5	6	7	6	6	6	6	5	5	6	5	6	5	6	6	6	5	6	6	6	6
7	6	7	7	5	6	5	6	5	5	6	5	5	6	5	6	6	6	7	7	7	6	7	6	6
7	6	7	6	4	2	5	6	5	6	5	4	4	4	6	5	6	6	7	6	7	6	7	7	6
6	6	6	6	5	6	6	6	6	5	6	3	2	2	6	5	6	6	7	6	7	6	6	5	6
6	7	6	6	7	6	6	5	6	6	5	6	5	5	6	6	5	6	6	7	6	6	7	7	6
6	7	7	6	6	7	5	5	5	6	5	6	6	6	5	5	6	5	7	7	6	6	6	7	6
7	7	6	6	6	6	5	5	6	6	6	5	6	6	7	6	6	6	6	7	7	7	7	6	7
6	6	6	7	6	6	6	5	6	5	7	5	6	5	5	5	5	5	7	7	7	7	7	6	6
6	7	6	7	6	6	6	7	6	7	4	7	6	7	3	2	3	3	7	7	7	6	7	6	6
7	6	7	6	5	5	5	6	5	6	6	5	6	6	7	6	7	5	5	6	5	7	7	6	7
7	6	6	7	6	6	5	6	6	5	6	5	5	5	6	6	6	5	5	6	6	6	6	6	6
6	5	5	6	5	5	6	5	5	6	5	6	5	6	6	5	6	5	6	5	6	6	6	6	6
7	6	6	5	5	6	6	6	5	6	5	6	6	6	6	6	6	5	6	6	5	6	6	6	6
6	7	6	6	2	2	5	6	5	6	6	6	5	6	6	5	5	4	6	6	6	6	6	6	6
6	6	7	6	6	7	6	6	6	5	5	6	6	6	5	5	5	5	6	6	5	6	7	6	6
6	7	6	6	5	5	6	5	5	5	6	6	5	6	3	4	5	5	6	6	5	6	7	6	6
7	6	6	6	5	6	5	5	5	6	5	6	6	5	6	5	6	7	2	2	2	7	7	7	6
6	5	6	6	5	5	6	6	5	5	6	6	6	6	6	6	5	6	3	3	3	6	7	6	6
6	7	6	6	5	6	5	6	5	6	6	5	6	5	6	6	6	5	2	2	2	6	6	6	6
6	6	6	6	5	6	6	6	5	6	6	6	5	6	6	6	7	6	4	4	4	7	6	7	6
6	6	6	6	6	5	6	6	6	6	6	6	6	6	5	6	6	4	2	3	3	7	6	7	7

Prediktabilitas merek				Kesukaan merek		Kompetensi merek					Reputasi merek			Kepercayaan pada perusahaan				Kepercayaan merek			Loyalitas merek			
6	6	6	5	6	5	5	6	5	6	5	5	6	5	6	5	6	6	5	5	6	7	7	6	7
6	5	5	6	6	6	6	5	5	6	5	5	6	6	6	5	6	6	5	5	6	6	5	6	6
6	6	5	6	5	6	5	6	5	5	5	5	5	6	6	5	6	6	7	7	6	5	6	5	6
6	5	6	6	6	7	6	6	5	6	5	5	6	6	6	5	6	6	5	7	6	6	6	7	6
6	5	5	6	3	3	5	6	6	6	5	7	7	6	7	6	7	6	6	5	6	6	5	6	6
6	5	6	6	6	6	6	5	5	6	5	6	6	5	7	6	4	7	6	5	5	5	7	7	6
5	6	7	5	5	6	6	5	6	6	5	6	6	6	7	6	7	6	6	5	6	5	6	6	6
6	5	6	6	3	3	5	6	6	6	5	6	5	5	7	7	6	5	6	6	5	5	5	6	6
6	5	6	7	6	6	6	5	6	6	6	5	7	6	7	7	6	6	5	6	6	5	5	6	5
6	5	6	5	2	3	6	5	6	5	5	5	5	6	7	6	5	7	5	6	6	6	6	6	5
5	6	5	5	6	5	5	6	5	6	5	6	5	6	5	5	6	4	6	6	5	6	5	6	5
5	5	5	5	5	6	5	5	6	5	5	5	5	5	6	7	7	7	5	6	6	6	5	6	5
6	6	5	5	6	6	6	5	6	6	6	5	5	5	7	6	6	7	5	5	6	5	6	7	6
7	6	6	5	5	4	6	6	5	6	6	5	6	6	7	6	7	6	6	5	5	6	6	7	6
6	5	5	6	5	5	5	6	6	5	5	5	6	6	7	6	6	6	6	6	5	5	6	5	6
6	6	5	7	6	5	6	5	5	4	5	6	6	7	7	7	6	6	6	6	7	7	4	4	7
6	5	5	4	3	2	5	5	6	5	5	5	5	5	7	6	6	7	5	5	5	3	4	4	5
7	6	6	7	5	6	7	4	4	7	7	7	4	4	7	6	5	6	7	4	7	3	2	2	2
5	7	6	6	7	6	5	4	5	7	7	7	5	6	5	4	4	5	7	6	7	6	6	5	5
7	4	4	7	6	6	7	6	4	4	4	7	6	4	4	4	6	6	7	4	7	6	5	5	6
6	5	6	6	5	5	5	6	5	6	5	5	6	6	5	6	7	6	5	5	6	5	5	6	6
6	5	5	6	6	5	5	6	6	6	6	6	5	6	6	6	6	6	6	5	6	6	5	6	5
5	6	5	6	7	6	6	6	6	5	6	6	6	5	7	6	7	6	6	5	4	6	5	6	6

Prediktabilitas merek				Kesukaan merek		Kompetensi merek					Reputasi merek			Kepercayaan pada perusahaan				Kepercayaan merek			Loyalitas merek			
5	4	4	4	6	6	5	6	5	6	5	6	5	6	7	7	6	6	5	6	5	6	6	5	5
5	5	6	6	6	7	5	6	5	6	6	6	6	5	6	6	7	7	5	6	5	6	6	6	6
5	6	6	5	5	6	5	6	5	5	5	6	6	6	6	7	6	5	6	6	6	5	5	4	6
6	6	5	7	5	7	6	5	5	6	6	5	5	6	7	6	7	7	6	5	5	6	5	6	6
6	5	6	5	5	6	6	5	6	5	6	6	6	5	7	7	6	7	6	6	6	6	5	6	6
6	5	6	5	6	5	6	5	5	5	5	6	5	5	7	6	7	7	6	5	5	5	6	4	5
5	6	5	6	6	4	5	6	6	6	5	6	5	4	7	6	6	7	6	6	6	6	1	6	6
5	6	6	6	3	2	6	6	5	6	5	5	6	6	7	6	6	6	6	6	6	5	6	5	5
6	5	6	4	5	6	6	5	6	5	4	5	5	6	6	7	7	6	6	5	6	5	5	5	6
6	6	5	6	6	6	5	5	6	6	6	3	2	2	6	7	5	7	5	5	6	6	7	5	6
5	6	6	5	6	7	5	6	6	6	5	6	6	6	6	7	6	7	6	6	6	7	6	7	6
4	4	4	4	6	5	6	7	7	6	6	6	6	6	7	6	7	6	7	4	6	7	6	6	6
6	6	5	7	5	6	6	7	7	6	7	7	6	7	5	6	5	6	7	6	7	7	6	7	6
7	5	6	5	6	6	7	6	6	6	7	7	6	5	6	5	5	5	7	6	7	7	6	5	7
6	6	6	5	6	7	6	7	6	7	6	4	7	6	6	6	6	6	7	6	5	7	6	6	7
7	5	6	5	2	2	7	6	7	6	4	7	6	5	6	5	5	5	7	6	6	5	4	6	4
7	6	7	6	6	6	6	7	6	7	7	6	7	6	6	5	5	6	7	6	7	7	7	6	7
5	5	6	5	6	6	6	6	6	6	6	6	6	6	5	5	5	5	4	5	4	7	4	7	6
7	6	6	7	7	7	7	6	7	6	6	7	6	7	5	5	4	4	7	5	6	6	7	6	7
7	5	6	7	6	6	6	7	5	7	7	7	4	6	6	6	5	6	7	6	7	6	7	6	7
7	7	6	6	3	3	6	7	6	7	5	6	7	5	6	5	5	6	6	7	5	6	6	7	6
7	6	5	4	6	6	6	7	6	7	6	7	6	7	6	6	5	5	6	7	6	6	7	6	6
7	6	5	7	6	7	6	7	6	5	7	6	5	7	6	6	5	5	5	4	7	6	7	6	6

Prediktabilitas merek				Kesukaan merek		Kompetensi merek					Reputasi merek			Kepercayaan pada perusahaan				Kepercayaan merek			Loyalitas merek			
7	7	6	5	6	6	7	6	6	5	7	7	7	6	6	6	5	6	5	7	6	4	4	4	4
7	6	6	6	7	6	6	6	7	5	6	7	6	6	3	3	3	4	7	6	6	3	5	5	6
5	5	5	5	6	6	4	5	4	5	5	5	5	5	6	5	6	6	4	4	5	6	7	7	6
5	6	6	6	7	6	6	6	6	6	6	6	5	6	5	6	6	6	6	6	6	6	6	6	6
7	6	7	6	6	6	7	6	7	6	6	7	6	7	6	5	6	5	6	6	6	7	7	7	6
7	5	5	7	7	7	6	6	6	6	6	6	6	6	6	6	5	6	6	7	6	7	6	7	6
6	7	6	7	6	6	7	6	5	7	6	7	6	6	5	6	6	6	5	7	7	7	6	7	7
6	7	7	6	7	7	6	7	5	7	6	6	6	7	7	7	6	6	7	6	6	7	6	6	7
7	6	6	7	7	6	7	6	5	6	6	7	7	6	6	6	7	7	6	6	5	7	6	6	7
7	7	6	6	2	6	7	6	6	6	7	6	6	6	6	7	6	5	6	7	7	7	6	5	7
6	6	5	6	6	6	6	7	7	7	7	6	5	7	7	6	7	7	6	7	7	6	7	6	6
7	6	6	5	6	6	7	6	6	7	7	6	6	7	7	7	6	7	6	6	7	6	7	7	6
7	6	6	6	7	6	7	5	6	6	7	6	7	6	7	6	7	7	7	7	6	6	7	6	6
6	6	5	6	6	6	7	5	6	7	6	7	6	6	7	6	6	7	7	6	6	6	6	6	7
7	5	6	7	3	2	6	7	6	6	6	7	7	6	7	6	6	6	6	6	7	6	7	6	7
7	7	5	6	6	7	7	6	6	5	6	7	6	5	6	7	7	6	6	7	6	7	6	6	7
7	6	6	6	6	5	7	6	6	6	7	7	7	6	6	7	5	7	7	7	6	7	6	6	6
6	6	7	7	2	3	7	5	7	6	7	6	7	6	6	7	6	7	7	6	6	5	5	5	6
6	7	6	5	6	5	6	7	5	6	7	7	5	6	7	6	7	6	6	7	6	6	6	5	6
6	5	5	6	6	5	5	5	5	5	5	6	6	6	5	6	5	6	5	5	5	6	6	5	6
6	6	5	6	7	6	6	5	5	6	5	6	6	6	6	5	5	5	6	5	5	5	5	5	6
6	6	7	6	6	6	6	6	6	7	6	6	6	6	6	6	6	6	6	5	6	6	5	5	6
5	5	5	5	5	6	5	5	5	6	5	6	5	6	6	5	5	5	2	2	2	5	5	5	6

Prediktabilitas merek				Kesukaan merek		Kompetensi merek					Reputasi merek			Kepercayaan pada perusahaan				Kepercayaan merek			Loyalitas merek			
7	6	7	6	3	2	6	6	7	7	6	6	6	6	6	5	5	6	6	6	6	4	5	7	4
6	5	6	5	7	6	5	5	5	5	5	3	3	2	5	5	5	5	2	2	2	5	7	5	7
5	5	5	6	6	6	5	6	5	4	5	5	5	6	5	5	4	4	5	5	4	6	6	5	6
6	6	6	6	5	5	6	7	7	5	6	3	6	6	6	6	5	6	6	5	7	6	5	6	5
5	6	7	6	2	2	5	6	6	5	6	6	5	6	6	5	5	6	6	6	5	6	6	6	5
6	5	5	5	6	5	6	6	6	6	6	6	6	6	6	6	5	5	5	5	6	6	6	5	6
5	6	6	6	6	6	5	5	5	5	5	5	6	5	6	6	5	5	5	5	5	5	5	5	5
5	6	5	6	7	6	6	6	5	6	5	6	6	7	6	6	5	6	6	5	6	6	5	6	5
6	6	5	6	5	5	5	6	6	6	5	5	5	6	6	5	5	6	5	5	6	6	5	6	6
6	5	5	5	4	3	6	6	6	6	6	5	5	6	6	5	6	6	6	5	6	5	6	6	6
5	6	6	6	6	7	5	6	5	6	6	6	5	6	5	6	6	6	6	6	5	5	6	6	7
5	6	5	6	5	5	6	6	6	6	5	7	5	6	6	5	6	5	5	6	5	6	6	5	6
5	6	5	6	5	6	5	6	6	6	6	2	3	2	6	6	5	6	6	5	6	5	6	6	7
3	3	4	3	5	6	5	5	5	5	5	6	5	6	5	6	6	6	6	5	5	6	6	5	6

Lampiran 2 : Hasil uji karakteristik responden

Statistics

		JENIS KELAMIN	USIA	PENDIDIKAN	PENDAPATAN	MENGGUNAKAN 1 BULAN TERAKHIR
N	Valid	150	150	150	150	150
	Missing	0	0	0	0	0

JENIS KELAMIN

		Frequency	Percent	Valid Percent	Cumulative Percent
Valid	Pria	104	69.3	69.3	69.3
	Wanita	46	30.6	30.6	100.0
	Total	150	100.0	100.0	

USIA

		Frequency	Percent	Valid Percent	Cumulative Percent
Valid	17 Tahun - 21 Tahun	50	50	50	50
	22 Tahun - 25 Tahun	100	100	100	100.0
	Total	100	100.0	100.0	

MENGGUNAKAN 1 BULAN TERAKHIR

	Frequency	Percent	Valid Percent	Cumulative Percent
Valid Ya	150	100.0	100.0	100.0

Lampiran 3 : Hasil Uji Kualitas Instrumen (Uji Validitas)

Prediktabilitas Merek

Correlations

	PDM1	PDM2	PDM3	PDM4	TOTAL

PDM1	Pearson Correlation	1	.307**	.412**	.401**	.671**
	Sig. (2-tailed)		.000	.000	.000	.000
	N	150	150	150	150	150
PDM2	Pearson Correlation	.307**	1	.470**	.384**	.659**
	Sig. (2-tailed)	.000		.000	.000	.000
	N	150	150	150	150	150
PDM3	Pearson Correlation	.412**	.470**	1	.290**	.731**
	Sig. (2-tailed)	.000	.000		.000	.000
	N	150	150	150	150	150
PDM4	Pearson Correlation	.401**	.384**	.290**	1	.672**
	Sig. (2-tailed)	.000	.000	.000		.000
	N	150	150	150	150	150
TOTAL	Pearson Correlation	.671**	.659**	.731**	.672**	1
	Sig. (2-tailed)	.000	.000	.000	.000	
	N	150	150	150	150	150

**. Correlation is significant at the 0.01 level (2-tailed).

Kesukaan merek

Correlations

		KSM1	KSM2	TOTAL
KSM1	Pearson Correlation	1	.755**	.935**
	Sig. (2-tailed)		.000	.000
	N	150	150	150
KSM2	Pearson Correlation	.755**	1	.938**
	Sig. (2-tailed)	.000		.000
	N	150	150	150
TOTAL	Pearson Correlation	.935**	.938**	1
	Sig. (2-tailed)	.000	.000	
	N	150	150	150

**. Correlation is significant at the 0.01 level (2-tailed).

Kompetensi Merek

Correlations

		KPM1	KPM2	KPM3	KPM4	KPM5	TOTAL
KPM1	Pearson Correlation	1	.142	.307**	.288**	.338**	.651**

	Sig. (2-tailed)		.082	.000	.000	.000	.000
	N	150	150	150	150	150	150
KPM2	Pearson Correlation	.142	1	.258**	.253**	.195*	.544**
	Sig. (2-tailed)	.082		.001	.002	.017	.000
	N	150	150	150	150	150	150
KPM3	Pearson Correlation	.307**	.258**	1	.153	.348**	.673**
	Sig. (2-tailed)	.000	.001		.061	.000	.000
	N	150	150	150	150	150	150
KPM4	Pearson Correlation	.288**	.253**	.153	1	.305**	.609**
	Sig. (2-tailed)	.000	.002	.061		.000	.000
	N	150	150	150	150	150	150
KPM5	Pearson Correlation	.338**	.195*	.348**	.305**	1	.708**
	Sig. (2-tailed)	.000	.017	.000	.000		.000
	N	150	150	150	150	150	150
TOTAL	Pearson Correlation	.651**	.544**	.673**	.609**	.708**	1
	Sig. (2-tailed)	.000	.000	.000	.000	.000	
	N	150	150	150	150	150	150

**. Correlation is significant at the 0.01 level (2-tailed).

*. Correlation is significant at the 0.05 level (2-tailed).

Reputasi Merek

Correlations

		RPM1	RPM2	RPM3	TOTAL
RPM1	Pearson Correlation	1	.590**	.636**	.854**
	Sig. (2-tailed)		.000	.000	.000
	N	150	150	150	150
RPM2	Pearson Correlation	.590**	1	.674**	.862**
	Sig. (2-tailed)	.000		.000	.000
	N	150	150	150	150
RPM3	Pearson Correlation	.636**	.674**	1	.892**
	Sig. (2-tailed)	.000	.000		.000
	N	150	150	150	150
TOTAL	Pearson Correlation	.854**	.862**	.892**	1
	Sig. (2-tailed)	.000	.000	.000	

	N	150	150	150	150

**. Correlation is significant at the 0.01 level (2-tailed).

Kepercayaan pada Perusahaan

Correlations

		KPP1	KPP2	KPP3	KPP4	TOTAL
KPP1	Pearson Correlation	1	.636**	.541**	.566**	.846**
	Sig. (2-tailed)		.000	.000	.000	.000
	N	150	150	150	150	150
KPP2	Pearson Correlation	.636**	1	.526**	.515**	.823**
	Sig. (2-tailed)	.000		.000	.000	.000
	N	150	150	150	150	150
KPP3	Pearson Correlation	.541**	.526**	1	.503**	.790**
	Sig. (2-tailed)	.000	.000		.000	.000
	N	150	150	150	150	150
KPP4	Pearson Correlation	.566**	.515**	.503**	1	.792**
	Sig. (2-tailed)	.000	.000	.000		.000
	N	150	150	150	150	150
TOTAL	Pearson Correlation	.846**	.823**	.790**	.792**	1
	Sig. (2-tailed)	.000	.000	.000	.000	
	N	150	150	150	150	150

**. Correlation is significant at the 0.01 level (2-tailed).

Kepercayaan Merek

Correlations

		KCM1	KCM2	KCM3	TOTAL
KCM1	Pearson Correlation	1	.776**	.835**	.939**
	Sig. (2-tailed)		.000	.000	.000
	N	150	150	150	150
KCM2	Pearson Correlation	.776**	1	.758**	.910**
	Sig. (2-tailed)	.000		.000	.000
	N	150	150	150	150
KCM3	Pearson Correlation	.835**	.758**	1	.933**

	Sig. (2-tailed)	.000	.000		.000
	N	150	150	150	150
TOTAL	Pearson Correlation	.939**	.910**	.933**	1
	Sig. (2-tailed)	.000	.000	.000	
	N	150	150	150	150

**. Correlation is significant at the 0.01 level (2-tailed).

Loyalitas Merek

Correlations

		LYM1	LYM2	LYM3	LYM4	TOTAL
LYM1	Pearson Correlation	1	.434**	.427**	.538**	.784**
	Sig. (2-tailed)		.000	.000	.000	.000
	N	150	150	150	150	150
LYM2	Pearson Correlation	.434**	1	.371**	.505**	.783**
	Sig. (2-tailed)	.000		.000	.000	.000
	N	150	150	150	150	150
LYM3	Pearson Correlation	.427**	.371**	1	.292**	.703**
	Sig. (2-tailed)	.000	.000		.000	.000
	N	150	150	150	150	150
LYM4	Pearson Correlation	.538**	.505**	.292**	1	.749**
	Sig. (2-tailed)	.000	.000	.000		.000
	N	150	150	150	150	150
TOTAL	Pearson Correlation	.784**	.783**	.703**	.749**	1
	Sig. (2-tailed)	.000	.000	.000	.000	
	N	150	150	150	150	150

**. Correlation is significant at the 0.01 level (2-tailed).

Lampiran 4 : Uji reliablitias data formal

Prediktabilitas Merek

Reliability Statistics

Cronbach's Alpha	N of Items
.706	4

Kesukaan Merek

Reliability Statistics

Cronbach's Alpha	N of Items
.860	2

Kompetensi Merek

Reliability Statistics

Cronbach's Alpha	N of Items
.638	5

Reputasi Merek

Reliability Statistics

Cronbach's Alpha	N of Items
.838	3

Kepercayaan pada Perusahaan

Reliability Statistics

Cronbach's Alpha	N of Items
.791	4

Kepercayaan Merek

Reliability Statistics

Cronbach's Alpha	N of Items
.919	3

Loyalitas Merek

Reliability Statistics

Cronbach's Alpha	N of Items
.744	5

Lampiran 5 : Uji Deskriptif

Descriptive Statistics

	N	Range	Minimum	Maximum	Mean	Std. Deviation
PDM1	150	3	4	7	6.07	.696
PDM2	150	3	4	7	5.85	.628
PDM3	150	3	4	7	5.87	.702
PDM4	150	3	4	7	5.95	.731
KSM1	150	5	2	7	5.61	1.226
KSM2	150	5	2	7	5.59	1.259

Lampiran 6 : Path Diagram

KPM3	150	5	2	7	5.59	.779
KPM4	150	3	4	7	5.82	.666

.771
.989
.942
..041
.817
.790
.818
.785
..220
..194
..210
.811
.934
.865
.727

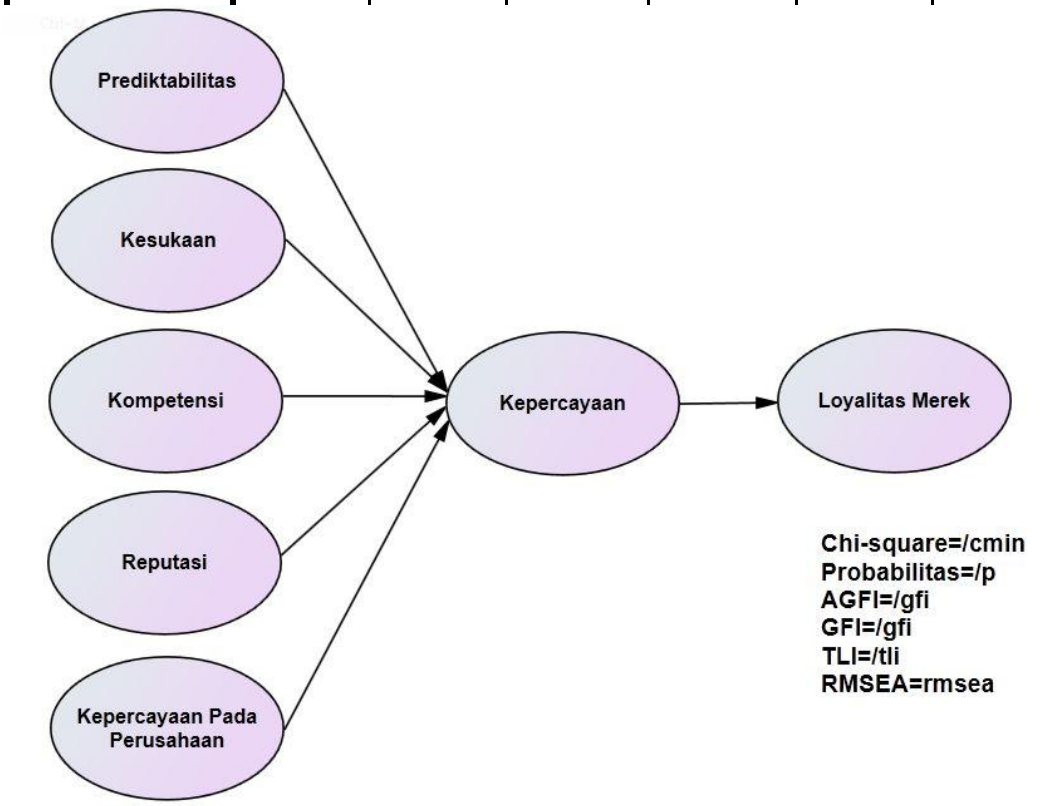

Lampiran 7 : Persamaan Struktural

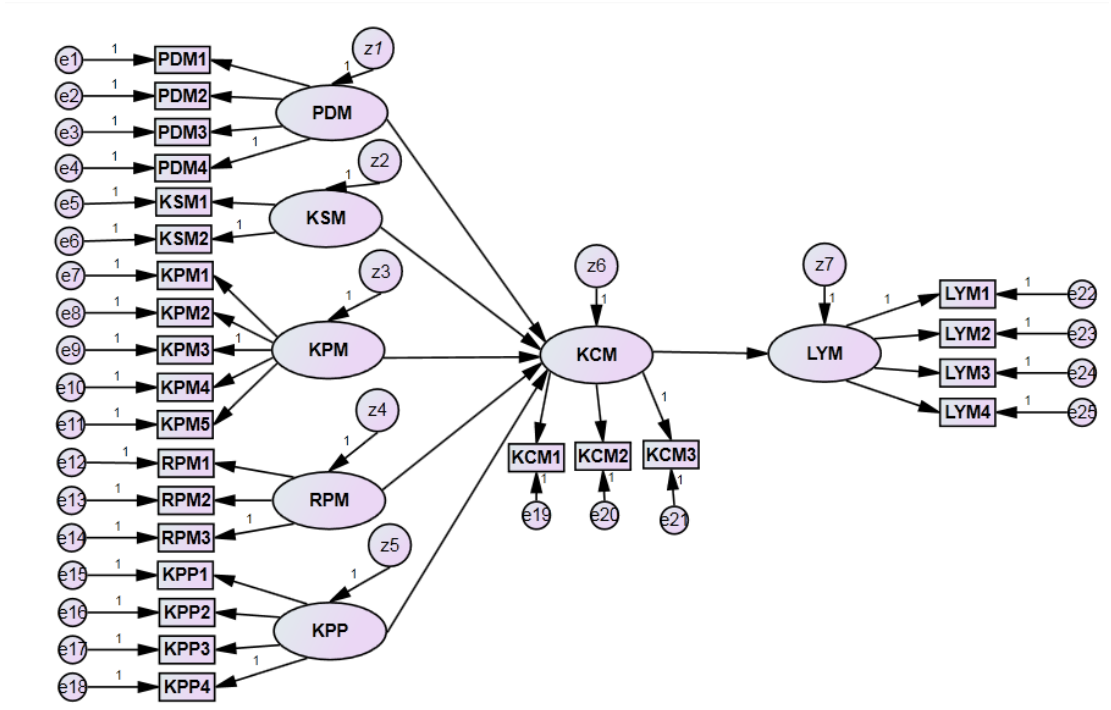

Lampiran 7 : Uji Outlier

Observation number	Mahalanobis d-squared	p1	p2
87	87.47	0	0
99	64.859	0	0
40	62.454	0	0
85	60.859	0	0
102	54.917	0.001	0
86	52.643	0.001	0
10	49.664	0.002	0
110	46.117	0.006	0
124	45.471	0.007	0
50	43.112	0.014	0
140	42.985	0.014	0
55	41.734	0.019	0
39	40.181	0.028	0
129	39.249	0.035	0.001
113	38.516	0.041	0.001
100	38.369	0.043	0.001
112	37.972	0.047	0.001
34	36.848	0.06	0.004
22	36.215	0.068	0.007

106	36.074	0.07	0.005
132	35.623	0.078	0.006
138	35.362	0.082	0.006
105	34.854	0.091	0.009
76	33.979	0.108	0.034
114	33.803	0.112	0.028
73	33.472	0.12	0.034
139	33.141	0.128	0.04
149	33.018	0.131	0.032
63	32.283	0.15	0.088
120	32.271	0.15	0.06
111	31.959	0.159	0.073
45	31.925	0.16	0.052
117	31.225	0.182	0.134
7	31.005	0.189	0.141
107	30.311	0.213	0.299
4	30.281	0.214	0.245
Observation number	Mahalanobis d-squared	p1	p2
83	30.067	0.222	0.259
91	29.989	0.225	0.227
65	29.357	0.249	0.411
98	28.557	0.283	0.699
41	28.512	0.285	0.652
131	28.345	0.292	0.658
141	28.323	0.293	0.6
127	28.194	0.299	0.591
75	28.168	0.3	0.533
78	27.891	0.313	0.596
62	27.618	0.326	0.656
43	27.041	0.354	0.829
121	26.955	0.358	0.812
118	26.717	0.37	0.846
71	26.701	0.371	0.807
104	26.591	0.377	0.799
44	26.557	0.378	0.762
115	26.498	0.381	0.732
90	26.352	0.389	0.739
97	26	0.408	0.825
103	25.975	0.409	0.789
77	25.651	0.426	0.857
9	25.327	0.444	0.91
93	25.209	0.451	0.909
67	25.142	0.454	0.896

70	25.091	0.457	0.878
108	24.946	0.465	0.884
123	24.739	0.477	0.907
48	24.354	0.499	0.955
94	24.203	0.508	0.959
95	24.113	0.513	0.956
69	24.028	0.518	0.952
74	24.015	0.518	0.935
37	23.698	0.537	0.964
47	23.41	0.554	0.98
116	22.827	0.588	0.997
33	22.783	0.59	0.996
79	22.709	0.595	0.995
130	22.632	0.599	0.994
Observation number	Mahalanobis d-squared	p1	p2
53	22.53	0.605	0.994
61	22.466	0.609	0.993
142	22.386	0.613	0.992
81	22.273	0.62	0.992
136	22.242	0.622	0.989
126	22.227	0.623	0.984
109	22.15	0.627	0.982
54	21.963	0.638	0.987
56	21.59	0.659	0.995
88	21.395	0.67	0.997
84	21.225	0.68	0.998
29	21.142	0.685	0.997
92	21.135	0.685	0.996
122	21.052	0.69	0.995
28	21.037	0.691	0.993
150	20.701	0.709	0.997
51	20.676	0.711	0.996
72	20.565	0.717	0.996
64	20.452	0.723	0.996
58	20.416	0.725	0.994
125	20.373	0.727	0.992
128	20.349	0.728	0.989
6	20.034	0.745	0.995
82	19.731	0.761	0.998
145	19.643	0.765	0.998

Lampiran 8 : Pengujian Normalitas

Variable	min	max	skew	c.r.	kurtosis	c.r.
LYM4	4	7	-0.519	-2.57	0.983	2.434
LYM3	2	7	-1.131	-5.596	3.524	8.722
LYM2	4	7	-0.477	-2.362	-0.144	-0.355
LYM1	3	7	-0.858	-4.248	1.8	4.455
KCM1	2	7	-1.72	-8.516	3.097	7.665
KCM2	2	7	-1.484	-7.346	2.423	5.997
KCM3	2	7	-1.56	-7.722	2.575	6.372
KPP1	3	7	-1.01	-5.002	2.308	5.711
KPP2	3	7	-0.658	-3.257	1.338	3.311
KPP3	3	7	-0.64	-3.17	1.076	2.664
KPP4	3	7	-0.433	-2.144	0.348	0.862
RPM1	3	7	-1.177	-5.826	2.1	5.196
RPM2	2	7	-0.986	-4.881	2.574	6.371
RPM3	2	7	-1.919	-9.498	6.105	15.108
KPM5	2	7	-0.633	-3.131	2.911	7.204
KPM4	4	7	-0.135	-0.67	-0.023	-0.056
KPM1	4	7	-0.055	-0.27	-0.236	-0.584
KPM2	4	7	-0.142	-0.702	0.153	0.378
KPM3	2	7	-1.239	-6.131	5.164	12.779
KSM1	2	7	-1.435	-7.104	2.217	5.488
KSM2	2	7	-1.529	-7.569	2.506	6.202
PDM1	4	7	-0.204	-1.012	-0.516	-1.278
PDM2	4	7	-0.287	-1.42	0.487	1.204
PDM3	4	7	-0.085	-0.421	-0.354	-0.876
PDM4	4	7	-0.384	-1.899	0.16	0.397
Multivariate					62.307	10.28

Lampiran 9 : Pengujian Hipotesis

			Estimate	S.E.	C.R.	P	Label
KCM	<---	PDM	0.761	0.31	2.458	0.014	par_19
KCM	<---	KSM	0.209	0.094	2.225	0.026	par_20
KCM	<---	KPM	0.807	0.249	3.242	0.001	par_21
KCM	<---	RPM	0.278	0.137	2.034	0.042	par_22
KCM	<---	KPP	0.407	0.18	2.264	0.024	par_23
LYM	<---	KCM	0.132	0.049	2.683	0.007	par_24
PDM4	<---	PDM	1				
PDM3	<---	PDM	1.244	0.308	4.041	***	par_1
PDM2	<---	PDM	0.949	0.224	4.23	***	par_2
PDM1	<---	PDM	1.05	0.257	4.079	***	par_3
KSM2	<---	KSM	1				
KSM1	<---	KSM	0.865	0.271	3.196	0.001	par_4
KPM3	<---	KPM	1				
KPM2	<---	KPM	0.527	0.147	3.585	***	par_5
KPM1	<---	KPM	0.848	0.186	4.553	***	par_6
KPM4	<---	KPM	0.593	0.171	3.459	***	par_7
KPM5	<---	KPM	0.995	0.211	4.724	***	par_8
RPM3	<---	RPM	1				
RPM2	<---	RPM	0.857	0.12	7.143	***	par_9
RPM1	<---	RPM	0.92	0.131	7.015	***	par_10
KPP4	<---	KPP	1				
KPP3	<---	KPP	1.039	0.164	6.32	***	par_11
KPP2	<---	KPP	1.112	0.167	6.661	***	par_12
KPP1	<---	KPP	1.255	0.181	6.944	***	par_13
KCM3	<---	KCM	1				
KCM2	<---	KCM	0.961	0.061	15.721	***	par_14
KCM1	<---	KCM	1.021	0.06	16.968	***	par_15
LYM1	<---	LYM	1				
LYM2	<---	LYM	0.985	0.173	5.699	***	par_16
LYM3	<---	LYM	0.596	0.144	4.143	***	par_17
LYM4	<---	LYM	0.837	0.148	5.667	***	par_18

Lampiran 10 : Standardized Regression Weight

			Estimate
KCM	<---	PDM	0.269
KCM	<---	KSM	0.218
KCM	<---	KPM	0.358
KCM	<---	RPM	0.191
KCM	<---	KPP	0.201
LYM	<---	KCM	0.258
PDM4	<---	PDM	0.52
PDM3	<---	PDM	0.664
PDM2	<---	PDM	0.573
PDM1	<---	PDM	0.558
KSM2	<---	KSM	0.937
KSM1	<---	KSM	0.786
KPM3	<---	KPM	0.605
KPM2	<---	KPM	0.41
KPM1	<---	KPM	0.577
KPM4	<---	KPM	0.424
KPM5	<---	KPM	0.616
RPM3	<---	RPM	0.798
RPM2	<---	RPM	0.716
RPM1	<---	RPM	0.72
KPP4	<---	KPP	0.652
KPP3	<---	KPP	0.649
KPP2	<---	KPP	0.72
KPP1	<---	KPP	0.786
KCM3	<---	KCM	0.895
KCM2	<---	KCM	0.876
KCM1	<---	KCM	0.908
LYM1	<---	LYM	0.688
LYM2	<---	LYM	0.691
LYM3	<---	LYM	0.401
LYM4	<---	LYM	0.689

Lampiran 11 : Modifikasi Model

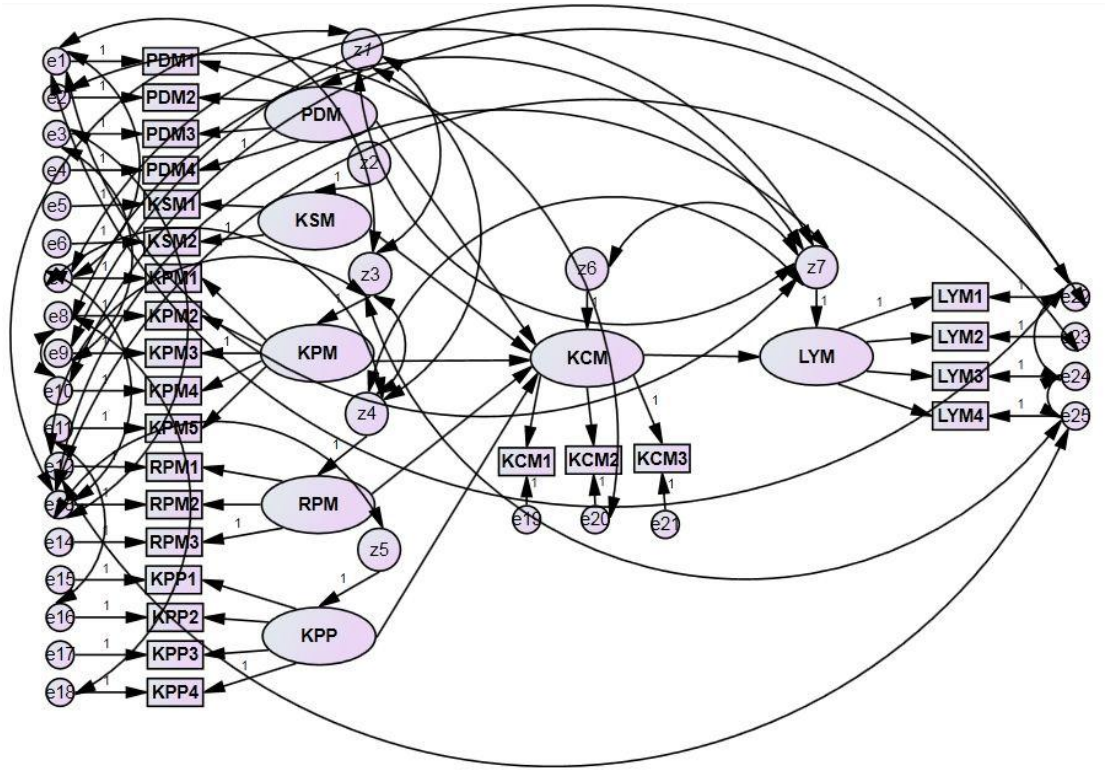

Lampiran 12 : Covariences

			M.I.	Par Change
z3	<-->	z4	12.544	0.129
z1	<-->	z4	13.065	0.106

z1	<-->	z3	9.486	0.063
z7	<-->	z4	8.782	0.118
z7	<-->	z1	14.918	0.085
z7	<-->	z6	8.539	-0.139
e25	<-->	z3	4.62	0.052
e24	<-->	e25	4.678	-0.07
e22	<-->	e24	5.56	0.092
e12	<-->	z3	5.395	0.076
e12	<-->	e25	4.753	0.069
e13	<-->	z5	6.181	0.079
e13	<-->	z1	6.207	0.062
e13	<-->	z7	9.525	0.103
e13	<-->	e23	4.512	0.074
e11	<-->	e16	4.134	0.068
e10	<-->	e22	5.081	0.072
e7	<-->	z4	4.409	0.083
e7	<-->	z7	13.827	0.111
e7	<-->	e13	5.736	0.08
e8	<-->	z7	5.663	0.066
e8	<-->	e18	6.291	-0.074
e8	<-->	e10	4.232	0.057
e9	<-->	e22	9.428	-0.108
e1	<-->	z3	9.183	0.086
e1	<-->	z7	13.908	0.115
e1	<-->	e22	5.888	0.079
e1	<-->	e7	7.466	0.084
e2	<-->	e20	4.99	0.063
e3	<-->	e13	8.202	0.095
e3	<-->	e9	4.107	-0.067

Lampiran 13 : Model Fit Amos

Model Fit Summary

CMIN

Model	NPAR	CMIN	DF	P	CMIN/DF
Default model	87	176.555	238	.999	.742
Saturated model	325	.000	0		
Independence model	25	1443.687	300	.000	4.812

RMR, GFI

Model	RMR	GFI	AGFI	PGFI
Default model	.037	.918	.889	.673
Saturated model	.000	1.000		
Independence model	.183	.466	.422	.430

Baseline Comparisons

Model	NFI Delta1	RFI rho1	IFI Delta2	TLI rho2	CFI
Default model	.878	.846	1.051	1.068	1.000
Saturated model	1.000		1.000		1.000
Independence model	.000	.000	.000	.000	.000

Parsimony-Adjusted Measures

Model	PRATIO	PNFI	PCFI
Default model	.793	.696	.793
Saturated model	.000	.000	.000
Independence model	1.000	.000	.000

NCP

Model	NCP	LO 90	HI 90
Default model	.000	.000	.000
Saturated model	.000	.000	.000
Independence model	1143.687	1029.078	1265.801

FMIN

Model	FMIN	F0	LO 90	HI 90
Default model	1.209	.000	.000	.000
Saturated model	.000	.000	.000	.000
Independence model	9.888	7.833	7.048	8.670

RMSEA

Model	RMSEA	LO 90	HI 90	PCLOSE
Default model	.000	.000	.000	1.000
Independence model	.162	.153	.170	.000

AIC

Model	AIC	BCC	BIC	CAIC
Default model	350.555	388.255	610.723	697.723
Saturated model	650.000	790.833	1621.891	1946.891
Independence model	1493.687	1504.520	1568.448	1593.448

ECVI

Model	ECVI	LO 90	HI 90	MECVI
Default model	2.401	2.822	2.822	2.659
Saturated model	4.452	4.452	4.452	5.417
Independence model	10.231	9.446	11.067	10.305

HOELTER

Model	HOELTER .05	HOELTER .01
Default model	228	242
Independence model	35	37

Minimization:	.029
Miscellaneous:	1.671
Bootstrap:	.000
Total:	1.700