

A. LAMPIRAN SAMPEL PENELITIAN

1. Sampel Penelitian

NO	KODE	NAMA PERUSAHAAN	TAHUN		
			2013	2014	2015
1	ADES	PT AKASHA WIRA INTERNATIONAL Tbk	2013	2014	2015
2	AKPI	PT AKASHA WIRA INTERNATIONAL Tbk	2013	2014	2015
3	AMFG	PT ASAHIMAS FLAT GLASS Tbk	2013	2014	2015
4	APLI	PT ASIAPLAST INDUSTRIES Tbk	2013	2014	2015
5	ARNA	PT ARWANA CITRAMULIA Tbk	2013	2014	2015
6	ASII	PT ASTRA INTERNATIONAL Tbk	2013	2014	2015
7	AUTO	PT ASTRA OTOPARTS Tbk	2013	2014	2015
8	BTON	PT BETONJAYA MANUNGGAL Tbk	2013	2014	2015
9	BUDI	PT BUDI STARCH & SWEETENER Tbk	2013	2014	2015
10	CEKA	PT WILMAR CAHAYA INDONESIA Tbk.	2013	2014	2015
11	CPIN	PT CHAROEN POKPHAND INDONESIA Tbk	2013	2014	2015
12	DLTA	PT DELTA DJAKARTA Tbk	2013	2014	2015
13	DPNS	PT DUTA PERTIWI NUSANTARA Tbk	2013	2014	2015
14	DVLA	PT DARYA-VARIA LABORATORIA Tbk	2013	2014	2015
15	EKAD	PT EKADHARMA INTERNATIONAL Tbk	2013	2014	2015
16	GGRM	PT GUDANG GARAM Tbk	2013	2014	2015
17	HMSP	PT HANJAYA MANDALA SAMPOERNA Tbk	2013	2014	2015
18	ICBP	PT INDOFOOD CBP SUKSES MAKMUR Tbk	2013	2014	2015
19	IGAR	PT CHAMPION PACIFIC INDONESIA Tbk	2013	2014	2015
20	INCI	PT INTANWIJAYA INTERNASIONAL Tbk	2013	2014	2015
21	INDF	PT INTANWIJAYA INTERNASIONAL Tbk	2013	2014	2015
22	INDS	PT INDOSPRING Tbk	2013	2014	2015

23	JECC	PT JEMBO CABLE COMPANY Tbk	2013	2014	2015
24	JPFA	PT JAJA COMFEED INDONESIA Tbk	2013	2014	2015
25	KBLI	<i>PT KMI WIRE & CABLE Tbk</i>	2013	2014	2015
26	KBLM	PT KABELINDO MURNI Tbk	2013	2014	2015
27	KLBF	PT Kalbe Farma Tbk	2013	2014	2015
28	LION	PT LION METAL WORKS Tbk	2013	2014	2015
29	LMSH	PT LIONMESH PRIMA Tbk	2013	2014	2015
30	MERK	PT MERK Tbk	2013	2014	2015
31	MLBI	<i>PT MULTI BINTANG</i>	2013	2014	2015
32	MYOR	PT MAYORA INDAH Tbk	2013	2014	2015
33	NIPS	PT NIPRESS Tbk	2013	2014	2015
34	PICO	PT PELANGI INDAH CANINDO Tbk	2013	2014	2015
35	PYFA	PT PYRIDAM FARMA Tbk	2013	2014	2015
36	ROTI	PT PYRIDAM FARMA Tbk	2013	2014	2015
37	SCCO	PT SUPRIME CABLE MANUFACTURING & COMMERCE Tbk	2013	2014	2015
38	SIDO	PT INDUSTRI JAMU DAN FARMASI SIDO MUNCUL Tbk	2013	2014	2015
39	SKLT	PT SEKAR LAUT Tbk	2013	2014	2015
40	SMBR	PT SEMEN BATURAJA (PERSERO) Tbk	2013	2014	2015
41	SMCB	PT HOLCIM INDONESIA Tbk	2013	2014	2015
42	SMGR	PT SEMEN INDONESIA (PERSERO) Tbk	2013	2014	2015
43	SMSM	PT SELAMAT SEMPURNA Tbk	2013	2014	2015
44	SRSN	PT INDO ACIDATAMA Tbk	2013	2014	2015
45	TCID	<i>PT MANDOM INDONESIA Tbk</i>	2013	2014	2015
46	TOTO	PT SURYA TOTO INDONESIA Tbk	2013	2014	2015
47	TRST	PT TRIAS SENTOSA Tbk	2013	2014	2015
48	TSPC	PT TEMPO SCAN PACIFIC Tbk	2013	2014	2015
49	ULTJ	PT ULTRAJAYA MILK INDUSTRY & TRADING COMPANY Tbk	2013	2014	2015
50	UNIT	PT. NUSANTARA INTI CORPORA Tbk	2013	2014	2015

51	UNVR	PT UNILEVER INDONESIA Tbk	2013	2014	2015
52	WIIM	PT WISMILAK INTI MAKMUR Tbk	2013	2014	2015

2. Intellectual Capital

NO	KODE	VAIC		
		2013	2014	2015
1	ADES	2.52773	2.03018	2.00160
2	AKPI	1.79205	1.77074	1.63391
3	AMFG	2.06007	2.82294	2.61086
4	APLI	1.26738	1.85475	1.26311
5	ARNA	9.17272	8.47033	3.34847
6	ASII	3.44511	3.26942	2.61511
7	AUTO	6.19538	2.22607	1.49351
8	BTON	8.71115	4.81566	2.87665
9	BUDI	3.45268	1.91847	1.77331
10	CEKA	5.60041	3.96630	5.03095
11	CPIN	5.65840	4.16734	3.88181
12	DLTA	5.22204	5.50858	4.15760
13	DPNS	8.32269	2.44873	1.98704
14	DVLA	3.06264	2.22580	2.37186
15	EKAD	2.89257	3.27363	3.28750
16	GGRM	4.08935	4.23095	4.76839
17	HMSP	1.98346	5.19379	4.58943
18	ICBP	4.49895	4.21443	4.21972
19	IGAR	2.58607	2.70921	2.45498
20	INCI	3.24437	3.02855	3.31882
21	INDF	2.99204	3.42663	2.84176
22	INDS	2.91496	2.44600	1.08645
23	JECC	2.18279	2.07588	1.28634
24	JPFA	7.18809	1.51594	1.92283
25	KBLI	2.75541	2.62141	3.09669
26	KBLM	1.70982	2.61156	1.90427
27	KLBF	3.11433	3.09134	2.91797

28	LION	2.44029	1.96246	2.01549
29	LMSH	2.72326	2.05445	1.47153
30	MERK	3.05529	3.05846	2.88756
31	MLBI	7.78058	6.37667	4.43645
32	MYOR	3.33923	2.06095	3.27952
33	NIPS	2.41679	2.35641	1.89901
34	PICO	2.10992	2.14742	2.23991
35	PYFA	1.76757	1.62584	1.64579
36	ROTI	2.66489	2.49600	2.68564
37	SCCO	2.97550	3.35210	3.19596
38	SIDO	6.96097	6.46909	5.29972
39	SKLT	1.82564	2.00964	2.26502
40	SMBR	4.14563	5.21574	4.72098
41	SMCB	2.30961	2.32073	3.65920
42	SMGR	3.03988	4.20229	3.51472
43	SMSM	3.01069	3.11651	3.04492
44	SRSN	2.12733	1.97451	1.98539
45	TCID	2.19368	2.21894	3.31907
46	TOTO	2.71278	2.65152	2.38223
47	TRST	2.03691	1.89078	1.68175
48	TSPC	2.61692	2.43737	2.26505
49	ULTJ	3.87574	3.14522	4.43238
50	UNIT	1.37606	1.16705	1.19608
51	UNVR	5.18364	6.25550	3.10382
52	WIIM	2.86738	2.40466	2.44916

3. Kinerja Keuangan

NO	KODE	ROA		
		2013	2014	2015
1	ADES	0.13421	0.08266	0.06763
2	AKPI	0.03186	0.02752	0.01774
3	AMFG	0.12735	0.15336	0.10871
4	APLI	0.00903	0.06117	0.00755
5	ARNA	0.27866	0.30291	0.06676
6	ASII	0.12862	0.11464	0.07998
7	AUTO	0.10054	0.07583	0.03024
8	BTON	0.18890	0.05446	0.04262
9	BUDI	0.01618	0.01757	0.01596
10	CEKA	0.08092	0.04428	0.09575
11	CPIN	0.21952	0.10105	0.09243
12	DLTA	0.41336	0.38106	0.24096
13	DPNS	0.34061	0.06395	0.04311
14	DVLA	0.14769	0.08601	0.10495
15	EKAD	0.15130	0.14337	0.17015
16	GGRM	0.11692	0.12458	0.13598
17	HMSP	0.52946	0.48337	0.36655
18	ICBP	0.13951	0.13765	0.15096
19	IGAR	0.15391	0.81978	0.86069
20	INCI	0.07853	0.07774	0.11337
21	INDF	0.05976	0.07366	0.05403
22	INDS	0.08403	0.06601	0.00181

23	JECC	0.03503	0.03120	0.00625
24	JPFA	0.06006	0.03499	0.04066
25	KBLI	0.07867	0.07190	0.09669
26	KBLM	0.01631	0.04229	0.03281
27	KLBF	0.22735	0.22233	0.19866
28	LION	0.17054	0.10340	0.09143
29	LMSH	0.13718	0.07995	0.02846
30	MERK	0.33677	0.28965	0.30225
31	MLBI	0.86661	0.47203	0.27479
32	MYOR	0.13966	0.05052	0.14463
33	NIPS	0.05709	0.05593	0.02698
34	PICO	0.03378	0.03278	0.02881
35	PYFA	0.04854	0.02440	0.02848
36	ROTI	0.11566	0.11800	0.13977
37	SCCO	0.08238	0.11011	0.11621
38	SIDO	0.19741	0.10878	0.11763
39	SKLT	0.05496	0.07136	0.07259
40	SMBR	0.14767	0.13823	0.13566
41	SMCB	0.08973	0.05400	0.01966
42	SMGR	0.17388	0.20614	0.15335
43	SMSM	0.26959	0.30839	0.26292
44	SRSN	0.07763	0.06463	0.03608
45	TCID	0.14891	0.12955	0.28006
46	TOTO	0.18509	0.18650	0.15641
47	TRST	0.02225	0.01942	0.01522
48	TSPC	0.15347	0.13162	0.11251
49	ULTJ	0.15533	0.12849	0.19793
50	UNIT	0.00952	0.01275	0.00361
51	UNVR	0.53631	0.55513	0.49774
52	WIIM	0.14249	0.11242	0.13254

4. Nilai Perusahaan

NO	KODE	TOBINS Q		
		2013	2014	2015
1	ADES	3.074564236	16.821099823	1.413910469
2	AKPI	0.770438569	0.790212683	0.822219755
3	AMFG	1.078339139	1.099403846	0.873163204
4	APLI	0.604000755	0.622618341	3.441312857
5	ARNA	5.625859997	5.347120342	4.827275345
6	ASII	1.782639520	1.763751210	1.474130906
7	AUTO	1.636667971	1.702006941	0.830404174
8	BTON	0.773939758	0.714616457	0.613335252
9	BUDI	0.816049819	0.810116391	0.748369261
10	CEKA	0.828748823	0.928901476	0.839639042
11	CPIN	3.887150568	3.446009185	2.218289510
12	DLTA	7.237827302	6.498804010	4.191501140
13	DPNS	0.735553374	0.556874453	0.587775046
14	DVLA	2.301870901	2.524163643	2.057218260
15	EKAD	1.101322865	1.223359783	0.968048024
16	GGRM	2.012313786	2.436572092	2.067892134
17	HMSP	10.463528816	11.126443141	11.663830269
18	ICBP	3.172801927	3.469135461	3.341255015
19	IGAR	1.193989527	1.138527353	0.758578407
20	INCI	0.392963858	0.368275862	0.417058345
21	INDF	1.250697742	1.220838135	1.025232229

22	INDS	0.841344092	0.661506366	0.338528224
23	JECC	1.228468055	1.177540730	0.879543183
24	JPFA	1.520232554	1.313977069	1.038447586
25	KBLI	0.762440524	0.724336571	0.645250026
26	KBLM	0.858395794	0.819717365	0.225921801
27	KLBF	5.427191639	7.111081145	4.718992623
28	LION	1.418012598	1.095536000	1.142904520
29	LMSH	0.762394743	0.640705809	0.200783537
30	MERK	6.339552390	5.274988760	4.992315782
31	MLBI	14.633248754	12.037333078	8.859150545
32	MYOR	2.989146101	2.419192165	2.946901813
33	NIPS	0.997562934	1.117482739	1.014751152
34	PICO	0.795724559	0.777244579	0.712211376
35	PYFA	0.912947652	0.855927296	0.741839935
36	ROTI	3.400682858	3.826555648	2.926836087
37	SCCO	1.111777651	1.001268173	0.911723295
38	SIDO	3.667974021	3.309258988	3.124851834
39	SKLT	0.578405645	1.163764280	1.313643195
40	SMBR	1.287479699	1.363691594	0.973509655
41	SMCB	1.581413650	1.474523126	0.952355835
42	SMGR	3.017577566	3.070557132	2.053086372
43	SMSM	3.327935455	4.252273844	3.437978591
44	SRSN	0.968212479	0.950467250	0.931925357
45	TCID	1.825199097	2.218837234	1.769766559
46	TOTO	2.591259363	2.363572633	3.328658304
47	TRST	3.474466621	0.788610841	0.676400251
48	TSPC	2.990039182	2.570600468	1.562929439
49	ULTJ	4.906135477	3.903045912	3.428579443
50	UNIT	0.515590199	0.504547276	0.514993611
51	UNVR	15.543197174	17.925150291	18.640407516
52	WIIM	1.508991361	1.349205737	0.969640826

LAMPIRAN SPSS

1. Lampiran Descriptive

Descriptive Statistics

	N	Minimum	Maximum	Mean	Std. Deviation
Intellectual Capital	156	1.086	9.173	3.17257	1.581337
Kinerja Keuangan	156	.002	.867	.14346	.151008
Nilai Perusahaan	156	.201	18.640	2.66892	3.370912
Valid N (listwise)	156				

2. Uji Normalitas

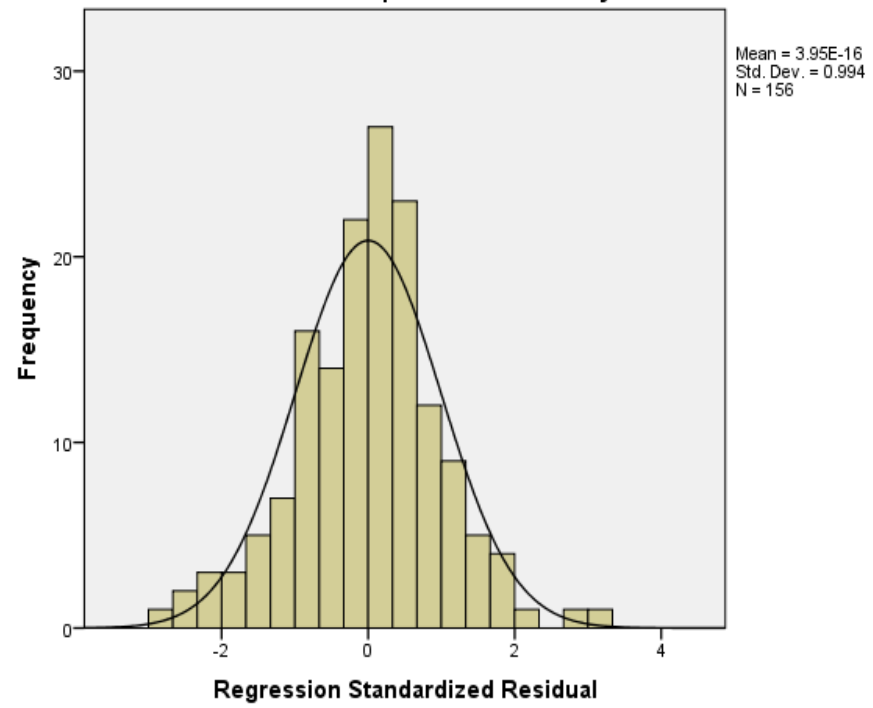
One-Sample Kolmogorov-Smirnov Test

		Unstandardized Residual
N		156
Normal Parameters ^{a,b}	Mean	.0000000
	Std. Deviation	.67655122
Most Extreme Differences	Absolute	.063
	Positive	.051
	Negative	-.063
Kolmogorov-Smirnov Z		.788
Asymp. Sig. (2-tailed)		.563

a. Test distribution is Normal.

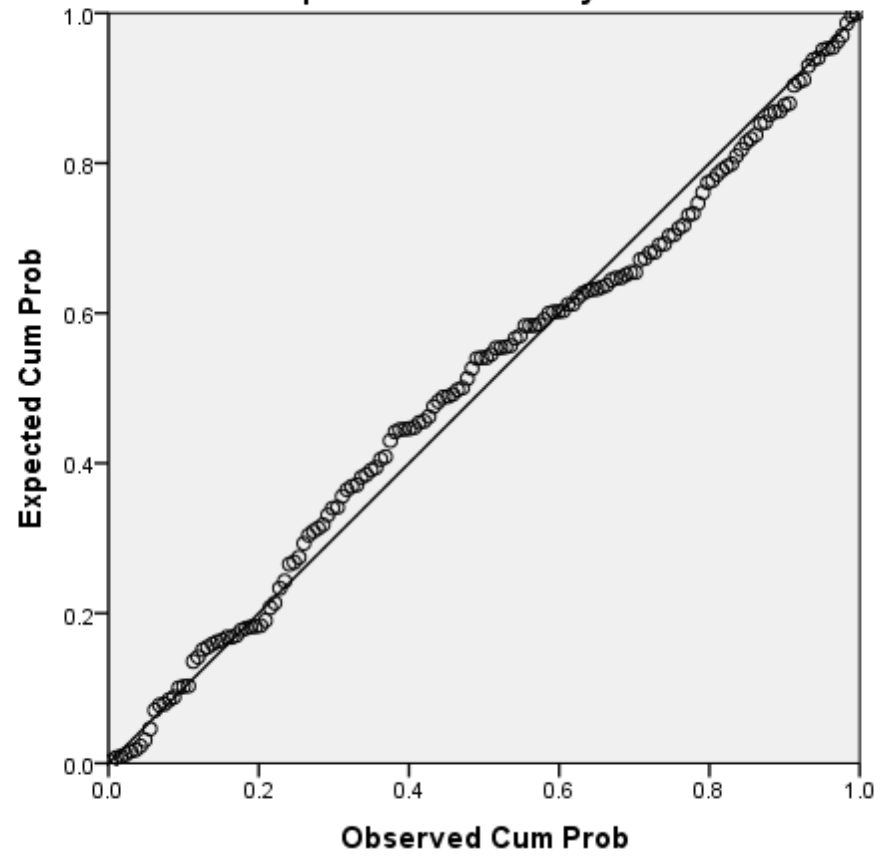
b. Calculated from data.

Histogram
Dependent Variable: y



Normal P-P Plot of Regression Standardized Residual

Dependent Variable: y



3. Uji Heteroskedastisitas

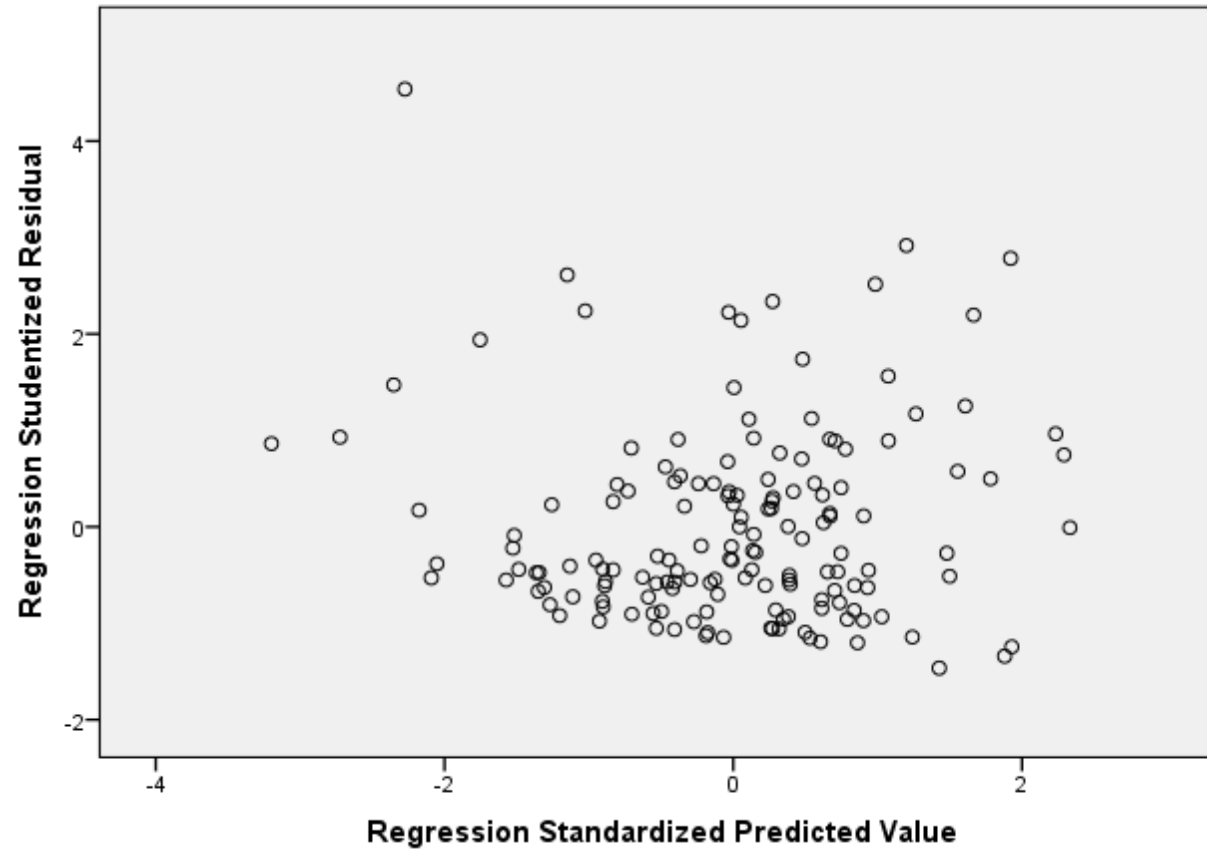
Coefficients^a

Model	Unstandardized Coefficients		Standardized Coefficients	t	Sig.
	B	Std. Error	Beta		
1 (Constant)	.516	.197		2.621	.010
Intellectual Capital	.120	.099	.127	1.203	.231
Kinerja Keuangan Perusahaan	.054	.044	.130	1.224	.223

a. Dependent Variable: ABS_RES

Scatterplot

Dependent Variable: ABS_RES



4. Uji Multikolinearitas

Coefficients^a

Model	Unstandardized Coefficients		Standardized Coefficients	t	Sig.	Collinearity Statistics		
	B	Std. Error	Beta			Tolerance	VIF	
1	(Constant)	1.005	.314		3.205	.002		
	Intellectual Capital	.482	.158	.245	3.041	.003	.551	1.816
	Kinerja Keuangan Perusahaan	.422	.070	.485	6.026	.000	.551	1.816

a. Dependent Variable: Nilai Perusahaan

5. Uji Autokolerasi

Model Summary^b

Model	R	R Square	Adjusted R Square	Std. Error of the Estimate	Durbin-Watson
1	.674 ^a	.454	.447	.68096	1.847

a. Predictors: (Constant), Kinerja Keuangan Perusahaan, Intellectual Capital

b. Dependent Variable: Nilai Perusahaan

Uji Regresi Linear Berganda

1. Persamaan 1

Model Summary

Model	R	R Square	Adjusted R Square	Std. Error of the Estimate
1	.670 ^a	.449	.446	.78349

a. Predictors: (Constant), Intellectual Capital

ANOVA^a

Model		Sum of Squares	df	Mean Square	F	Sig.
1	Regression	77.146	1	77.146	125.674	.000 ^b
	Residual	94.534	154	.614		
	Total	171.680	155			

a. Dependent Variable: Kinerja Keuangan Perusahaan

b. Predictors: (Constant), Intellectual Capital

Coefficients^a

Model	Unstandardized Coefficients		Standardized Coefficients	t	Sig.			
	B	Std. Error	Beta					
1	(Constant)	-4.028	.158			-25.553	.000	
	Intellectual Capital	1.516	.135			.670	11.210	.000

a. Dependent Variable: Kinerja Keuangan Perusahaan

2. Persamaan 2

Model Summary

Model	R	R Square	Adjusted R Square	Std. Error of the Estimate
1	.674 ^a	.454	.447	.68096

a. Predictors: (Constant), Kinerja Keuangan Perusahaan, Intellectual Capital

ANOVA^a

Model		Sum of Squares	df	Mean Square	F	Sig.
1	Regression	59.063	2	29.532	63.686	.000 ^b
	Residual	70.947	153	.464		
	Total	130.010	155			

a. Dependent Variable: Nilai Perusahaan

b. Predictors: (Constant), Kinerja Keuangan Perusahaan, Intellectual Capital

Coefficients^a

Model	Unstandardized Coefficients		Standardized Coefficients	t	Sig.	
	B	Std. Error	Beta			
1	(Constant)	1.005	.314		3.205	.002
	Intellectual Capital	.482	.158	.245	3.041	.003
	Kinerja Keuangan Perusahaan	.422	.070	.485	6.026	.000

a. Dependent Variable: Nilai Perusahaan