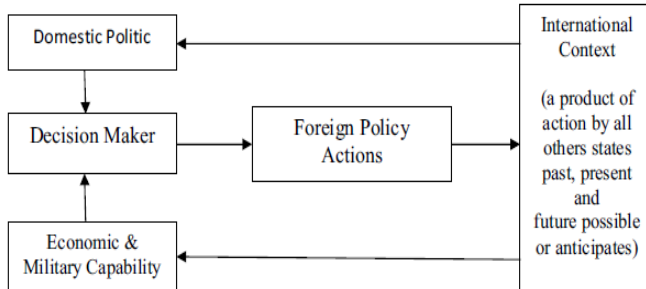
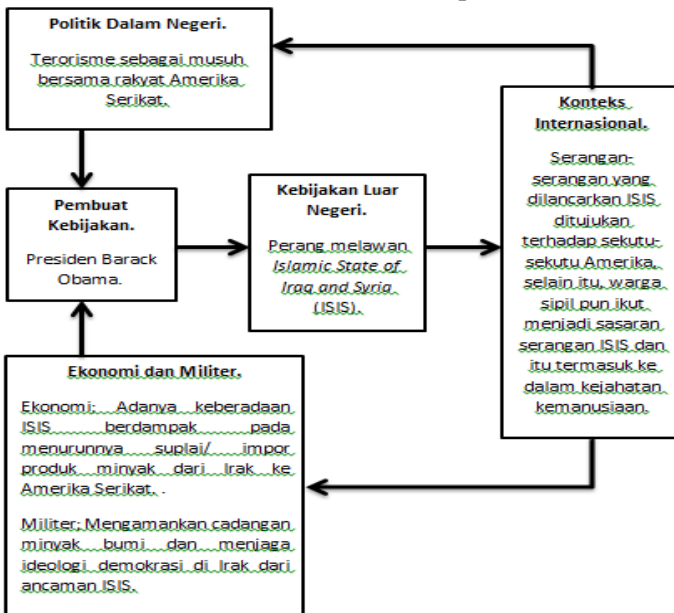


LAMPIRAN



Gambar1.1

Model Proses Pengambilan Keputusan Luar Negeri
(William D. Coplin)



Gambar 1.2

Aplikasi Teori Model Proses Pengambilan Keputusan Luar Negeri
(William D. Coplin)



Gambar 2.1; Peta Wilayah Amerika Serikat



Gambar 2.2; Presiden Barack Obama

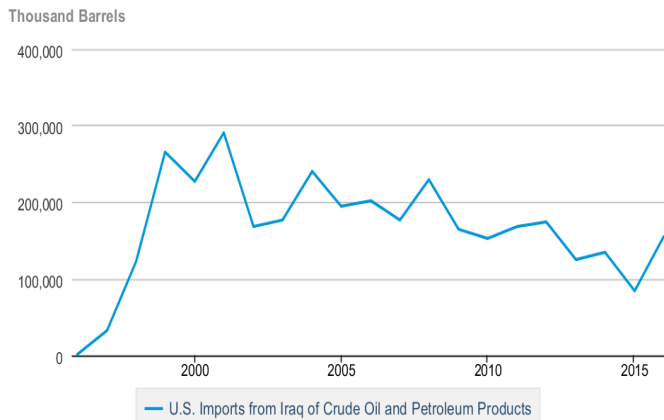


Gambar 3.1; Bendera Gerakan *Islamic State of Iraq and Syria*



Gambar 3.2; Militan Islamic Stae of Iraq and Syria

U.S. Imports from Iraq of Crude Oil and Petroleum Products



Source: U.S. Energy Information Administration

Gambar 4.1; Grafik Impor Produk Minyak Mentah dan Minyak Bumi Amerika Serikat dari Irak

Tabel 4.1; Impor Minyak Mentah dan Minyak Bumi dari Irak ke Amerika Serikat

U.S. Imports from Iraq of Crude Oil and Petroleum Products	
https://www.eia.gov/dnav/pet/hist/LeafHandler.ashx?n=pet&s=mttimiz1&f=a	
06:47:07 GMT+0700 (SE Asia Standard Time), December 15, 2017	
Source: U.S. Energy Information Administration	
Year	U.S. Imports from Iraq of Crude Oil and Petroleum Products Thousand Barrels
2016	155.122
2015	83.726
2014	134.642
2013	124.403
2012	174.080
2011	167.690
2010	151.619
2009	164.357
2008	229.300
2007	176.709
2006	201.866
2005	193.987
2004	240.191
2003	175.663
2002	167.638
2001	289.998
2000	226.804
1999	264.764
1998	122.518
1997	32.530
1996	423

