

# Performance Evaluation of Wind Turbine with Doubly-Fed Induction Generator

*by* Agus Jamal

---

**Submission date:** 14-Sep-2019 11:41AM (UTC+0700)

**Submission ID:** 1172472009

**File name:** B2\_Agus\_Jamal.pdf (371.77K)

**Word count:** 3474

**Character count:** 19773

## Performance Evaluation of Wind Turbine with Doubly-Fed Induction Generator

Agus Jamal

Department of Electrical Engineering, Faculty of Engineering  
 Universitas Muhammadiyah Yogyakarta, Yogyakarta, 55183, Indonesia

Slamet Suropto

Department of Electrical Engineering, Faculty of Engineering  
 Universitas Muhammadiyah Yogyakarta, Yogyakarta, 55183, Indonesia

Ramadoni Syahputra

Department of Electrical Engineering, Faculty of Engineering  
 Universitas Muhammadiyah Yogyakarta, Yogyakarta, 55183, Indonesia

### Abstract

This paper presents the performance evaluation of wind turbine with doubly-fed induction generator. A stator flux oriented vector control is used for the variable speed doubly-fed induction generator operation. By controlling the generator excitation current the amplitude of the stator EMF is adjusted equal to the amplitude of the grid voltage. To set the generator frequency equal to the grid one, the turbine pitch angle controller accelerates the turbine and generator until it reaches the synchronous speed. The system is modeled and simulated in the Simulink software for modeling of all types of induction generator configurations. The model makes use of rotor reference frame using dynamic vector approach for machine model. The results of a single line to ground fault and a symmetrical three-phase ground fault is analyzed. The results show that the wind energy conversion system can normally operate in fault conditions.

**Keywords:** Distributed Generation, Doubly-Fed Induction Machine, Wind Energy Conversion Systems, Performance Evaluation.

### INTRODUCTION

Distributed Generation (DG) is typically defined as small generators, usually less than 30-MW, that are connected to transmission or distribution systems [1]-[4]. The emerging new techniques such as small combustion turbines, fuel cells, wind energy, solar energy, and superconducting magnetic energy storage (SMES) make DGs more and more affordable and popular. The government of Indonesia has targeted that DGs from renewable energy resources for up to 23% of all new generation going online by the year 2025 [5]-[8]. The target has been emerged because the conventional energy sources are limited and have pollution to the environment. In this case, wind energy is the most promising renewable energy source among them due to economically viable [9]-[11]. Many applications of wind power can be found in a wide power range from a few kilowatts to several megawatts in

small scale off-grid standalone systems or large scale grid-connected wind farms. Recently Enercon constructed a turbine of 4.5 MW with rotor diameter of 112.8 meters. Due to lack of control on active and reactive power, this type of distributed power generation causes problems in the electrical connected system [12]-[13]. So this requires accurate modeling, control and selection of appropriate wind energy conversion system.

Doubly-fed induction machines are receiving increasing attention for wind energy conversion system during such situation. Doubly-fed induction generator with vector control is very attractive to the high performance variable speed drive and generating applications [14]-[17]. With increasing penetration of wind-derived power in interconnected power systems, it has become necessary to model the complete wind energy systems in order to study the impact and also to study wind power plant control [18]-[20]. In this paper, an attempt to develop a dynamic model of induction machine which can be simulated as both motoring and generating mode when testing control strategies. Many researchers have used the artificial intelligence in control strategies [21]-[28]. Through the model developed in this paper can be used for simulating all types of induction generator configurations. The choice of synchronous rotating reference frame makes it particularly favorable for the simulation of doubly-fed configuration in transient conditions. The induction machine is modeled in vectorized form in the synchronous reference frame. A complete simulation model is developed for such machine under variable speed operation using Simulink environment.

### DOUBLY-FED INDUCTION GENERATOR

Induction machines are used extensively in the power system as induction motors but are not widely used as generators [14]. Despite their simplicity in construction, they are not preferred as much as synchronous generators. This is mainly due to the defined relationship between the export of P and absorption of Q. However, induction generators have the benefits of providing large damping torque in the prime

over, which makes it suitable for the application in fixed speed wind turbines. The fixed speed wind turbine uses a squirrel cage induction generator that is coupled to the power system through a connecting transformer. Figure 1 shows the wind turbine characteristics. Due to different operating speeds of the rotor and generator, a gearbox is used to match these speeds. The generator slip slightly varies with the amount of generated power and is therefore not entirely constant.

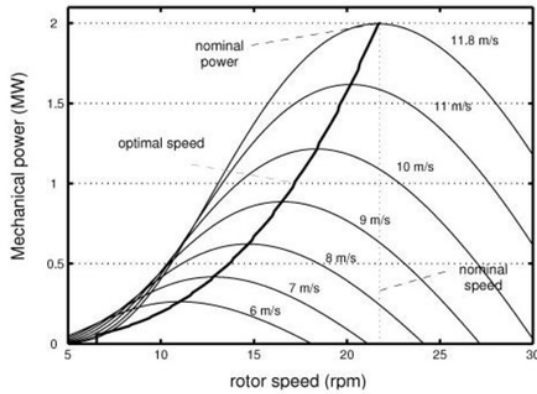


Figure 1: Wind turbine characteristics

General concept of the doubly-fed induction generator is shown in Figure 2. The mechanical power generated by the wind turbine is transformed into electrical power by an induction generator and is fed into the main grid through the stator and the rotor windings. The rotor winding is connected to the main grid by self-commutated AC/DC converters allowing controlling the slip ring voltage of the induction machine in magnitude and phase angle. In contrast to a conventional, singly-fed induction generator, the electrical power of a doubly-fed induction generator is independent from the speed. Therefore, it is possible to realize a variable speed wind generator allowing adjusting the mechanical speed to the wind speed and hence operating the turbine at the aerodynamically optimal point for a certain wind speed range.

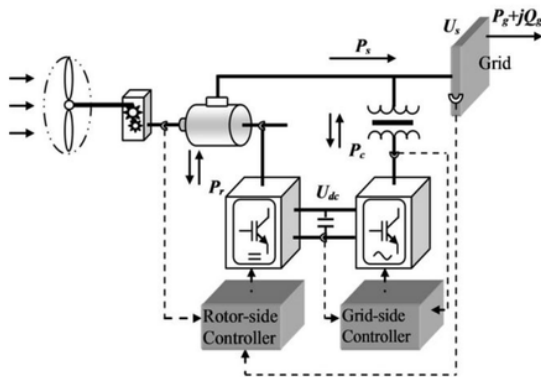


Figure 2: Typical of doubly-fed induction generator

Half of the world's leading wind turbine manufacturers use the doubly fed induction generator systems [14]. This is due to the fact that the power electronic converter only has to handle a fraction (20% – 30%) of the total power, i.e., the slip power. This means that if the speed is in the range ±30% around the synchronous speed, the converter has a rating of 30% of the rated turbine power, reducing the losses in the power electronic converter, compared to a system where the converter has to handle the total power. In addition, the cost of the converter becomes lower. The doubly fed induction machine has been used in wind turbines for a long time. In the past, the ACAC converter connected to the rotor consisted of a rectifier and inverter based on thyristor bridges. Nowadays, AC-AC converters are equipped with bidirectional IGBTs, connecting the rotor of the variable speed doubly fed induction generator to the electrical grid.

SYSTEM MODELING

In this work, physical model of the wind energy conversion system with doubly-fed induction generator connected to grid of distribution system is created in Simulink software. The system models constituting elements of the system separately and also considers interrelationship among different elements within the system, where type and structure of the model is mainly dictated by the particular requirements of the analysis, e.g. steady-state, fault studies, etc. Indeed, due to the importance of more realistic prediction of the behavior of doubly-fed induction machine, it is intended to adopt physical model rather than functional model in order to accurately assess performance of doubly-fed induction generator in the event of fault particularly in determining whether or not the generator will trip following a fault. Figure 3 shows induction machine stator currents and grid-side converter currents, while Figure 4 shows the wind turbine model. In order to simulate the overall of the system, distribution power system with distributed generation including wind energy conversion system is also illustrated in Figure 5.

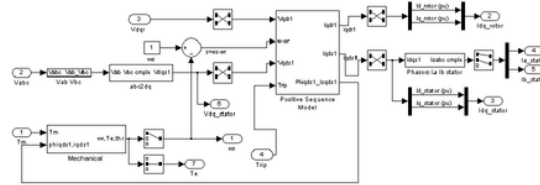


Figure 3: Induction machine stator currents and grid-side converter currents

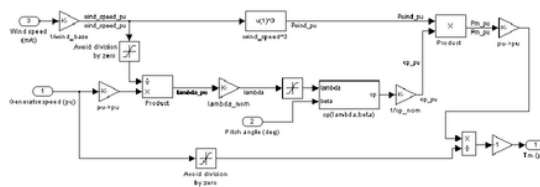


Figure 4: Wind turbine model.

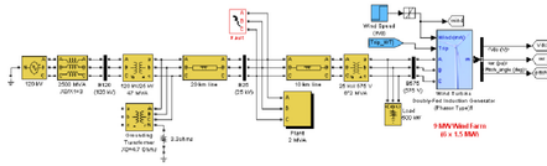


Figure 5: Wind energy connected to a distribution system.

## RESULTS AND DISCUSSION

The presented model is simulated using Simulink software to investigate the doubly-fed induction generator operation during starting, normal running, and fault conditions. The example described in this section illustrates the steady-state and dynamic performance of a 9 MW wind farm connected to a distribution system. The wind farm consists of six 1.5 MW wind turbines connected to a 25 kV distribution system exporting power to a 120 kV grid through a 30 km 25 kV feeder. A 2300V, 2 MVA plant consisting of a motor load (1.68 MW induction motor at 0.93 PF) and of a 200 kW resistive load is connected on the same feeder at bus B25. A 500 kW load is also connected on the 575 V bus of the wind farm. The diagram of this system in Matlab Simulink model is illustrated in Figure 5.

Both the wind turbine and the motor load have a protection system monitoring voltage, current and machine speed. The DC link voltage of the DFIG is also monitored. Wind turbines use a doubly-fed induction generator consisting of a wound rotor induction generator and an AC/DC/AC IGBT-based PWM converter. The stator winding is connected directly to the 60 Hz grid while the rotor is fed at variable frequency through an AC/DC/AC converter. The doubly-fed induction generator technology allows extracting maximum energy from the wind for low wind speeds by optimizing the turbine speed, while minimizing mechanical stresses on the turbine during gusts of wind. The optimum turbine speed producing maximum mechanical energy for a given wind speed is proportional to the wind speed. Another advantage of the doubly-fed induction generator technology is the ability for power electronic converters to generate reactive power, thus eliminating the need for installing capacitor banks as in the case of squirrel-cage induction generators. The terminal voltage will be controlled to a value imposed by the reference voltage ( $V_{ref}=1$  pu) and the voltage droop ( $X_s=0.02$  pu).

**Simulation of Turbine Response to a Change in Wind Speed**  
 In this section, the turbine response to a change in wind speed is observed. Initially, wind speed is set at 8 m/s, and then at  $t=5$  s, wind speed increases suddenly at 14 m/s. Figure 6 shows the waveforms associated with this simulation. At  $t=5$  s, the generated active power starts increasing smoothly (together with the turbine speed) to reach its rated value of 9 MW in approximately 15 s. Over that time frame the turbine speed increases from 0.8 pu to 1.21 pu.

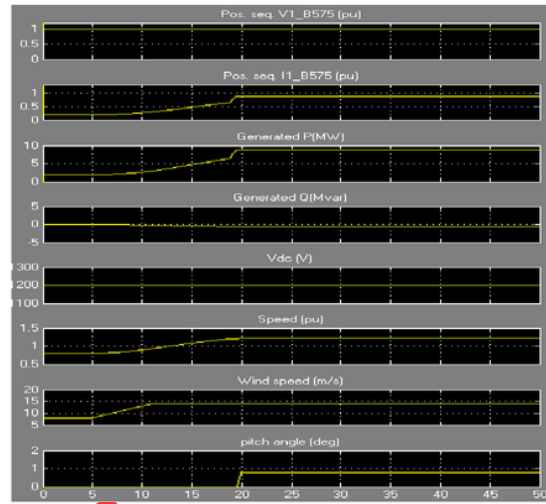


Figure 6: Waveforms for a gust of wind in voltage regulation mode.

Initially, the pitch angle of the turbine blades is zero degree and the turbine operating point follows the red curve of the turbine power characteristics up to point D. Then the pitch angle is increased from 0 deg to 0.76 deg to limit the mechanical power.

The voltage and the generated reactive power is also observed. The reactive power is controlled to maintain a 1 pu voltage. At nominal power, the wind turbine absorbs 0.68 MVar (generated  $Q=-0.68$  MVar) to control voltage at 1 pu. If the mode of operation is changed to Varregulation with the Generated reactive power Qrefset to zero, the voltage increases to 1.021 pu when the wind turbine generates its nominal power at unity power factor.

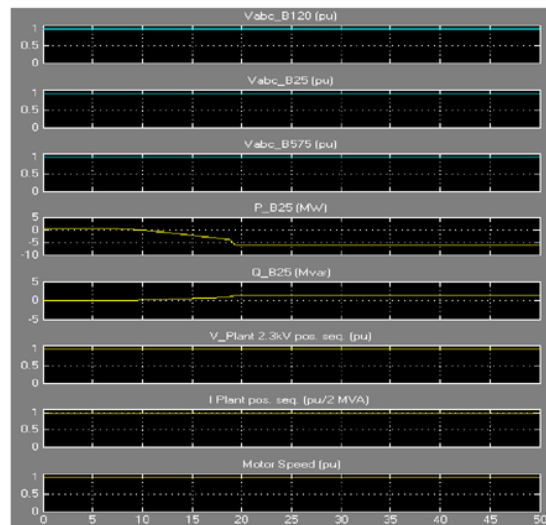


Figure 7: Waveforms for a gust of wind in Var regulation mode.



### Simulation of Single Line to Ground Fault on the 25 kV System

In this section, the impact of a voltage sag resulting from a remote fault on the 25 kV system is observed. In this simulation the mode of operation is initially Var regulation with  $Q_{ref}=0$  and the wind speed is constant at 8 m/s. A 0.15 pu voltage drop lasting 0.5 s is programmed, in the 25 kV voltage source menu, to occur at  $t=5$  s. The simulation results are illustrated in Figure 8, for voltage regulation mode and Figure 9, for Varregulation mode. The plant voltage and current as well as the motor speed can be observed. Note that the wind farm produces 1.87 MW. At  $t=5$  s, the voltage falls below 0.9 pu and at  $t=5.22$  s, the protection system trips the plant because an under-voltage lasting more than 0.2 s has been detected (exceeding protection settings for the Plant subsystem). The plant current falls to zero and motor speed decreases gradually, while the wind farm continues generating at a power level of 1.87 MW. After the plant has tripped, 1.25 MW of power ( $P_{B25}$  measured at bus B25) is exported to the grid.

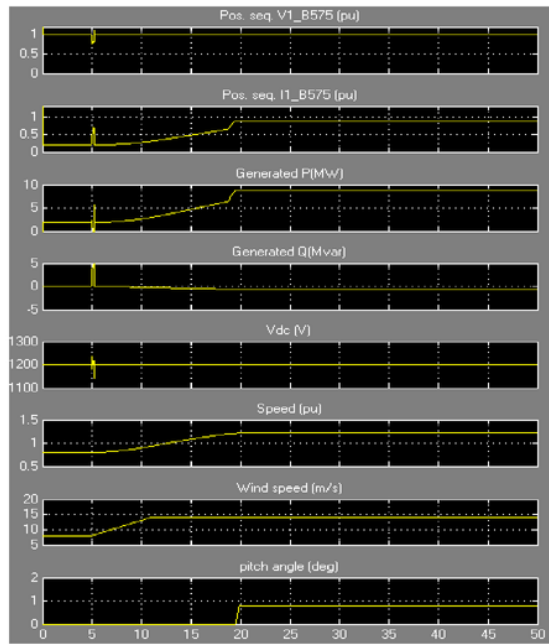


Figure 8: Waveforms for a single line to ground fault on 25 kV system in voltage regulation mode.

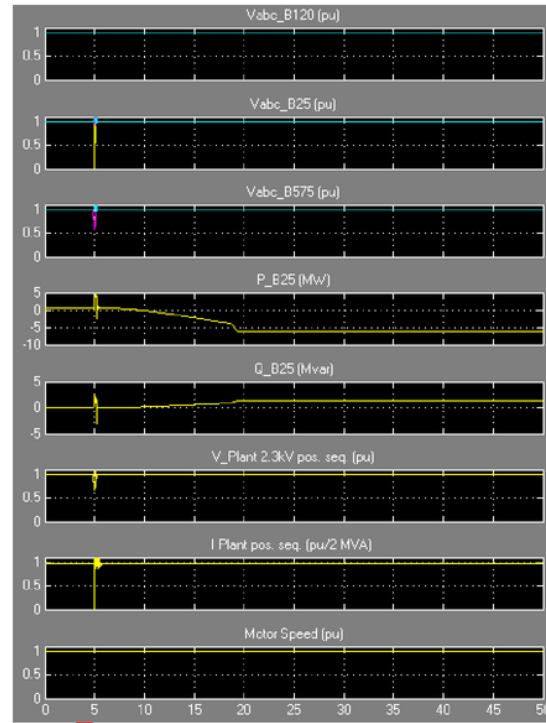


Figure 9: Waveforms for a single line to ground fault on 25 kV system in Varregulation mode.

As can be seen in Figure 9 that the plant does not trip anymore. This is because the voltage support provided by the 5 Mvar reactive power generated by the wind turbines during the voltage sag keeps the plant voltage above the 0.9 pu protection threshold. The plant voltage during the voltage sag is now 0.93 pu.

### Simulation of Symmetrical Three Phase Fault on the 25 kV System

Finally, now observe the impact of a single phase-to-ground fault occurring on the 25 kV line. At  $t=5$  s a 9 cycle (0.9 s) phase-to-ground fault is applied on phase A at B25 bus. When the wind turbine is in Voltage regulation mode, the positive sequence voltage at wind turbine terminals ( $V1_{B575}$ ) drops to 0.8 pu during the fault, which is above the unbalanced-voltage protection threshold (0.75 pu for  $t > 0.1$  s). The wind farm therefore stays in service, as shown in Figure 10. However, if the Var regulation mode is used with  $Q_{ref}=0$ , the voltage drops under 0.7 pu and the under-voltage protection trips the wind farm. We can now observe that the turbine speed increases. At  $t=40$  s the pitch angle starts to increase to limit the speed, as shown in Figure 11.

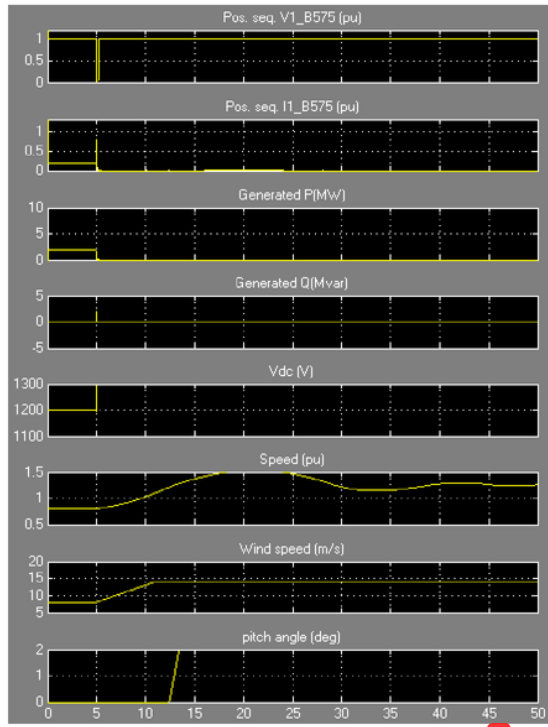


Figure 10: Waveforms for a symmetrical three phase fault on 25 kV system in voltage regulation mode.

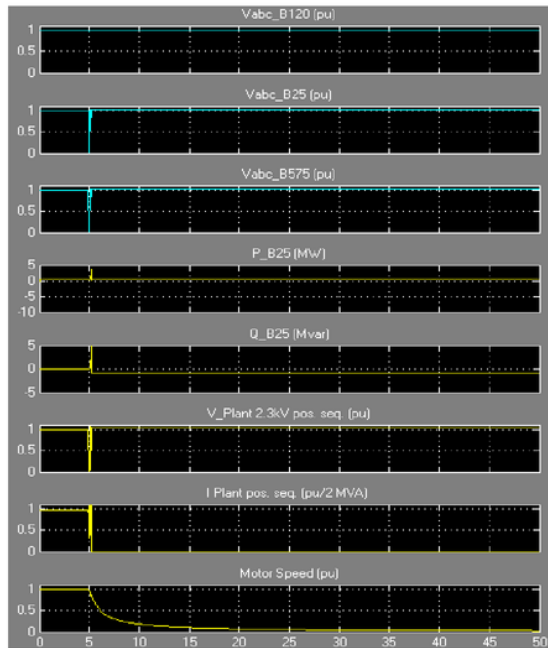


Figure 11: Waveforms for a symmetrical three phase fault on 25 kV system in Varregulation mode.

## CONCLUSIONS

This paper presents the performance evaluation of wind turbine with doubly-fed induction generator. A stator flux oriented vector control is used for the variable speed doubly-fed induction generator operation. By controlling the generator excitation current the amplitude of the stator EMF is adjusted equal to the amplitude of the grid voltage. To set the generator frequency equal to the grid one, the turbine pitch angle controller accelerates the turbine and generator until it reaches the synchronous speed. The system is modeled and simulated in the Simulink software for modeling of all types of induction generator configurations. The model makes use of rotor reference frame using dynamic vector approach for machine model. The results of a single line to ground fault and a symmetrical three-phase ground fault is analyzed. The results show that the wind energy conversion system can normally operate in fault conditions.

## REFERENCES

- [1] A. Jamal, R. Syahputra, (2011), "Model Power System Stabilizer Berbasis Neuro-Fuzzy Adaptif", *SemestaTeknika*, Vol. 14, No. 2, 139-149, 2011, pp. 139-149.
- [2] A. Jamal, S. Supto, R. Syahputra, (2015), "Multi-Band Power System Stabilizer Model for Power Flow Optimization in Order to Improve Power System Stability", *Journal of Theoretical and Applied Information Technology (JAITT)*, Vol. 80, No. 1, 2015; 116-123.
- [3] R. Syahputra, I. Robandi, M. Ashari, (2014), "Distribution Network Efficiency Improvement Based on Fuzzy Multi-objective Method", *IPTEK Journal of Proceedings Series*, 2014; 1(1): pp. 224-229.
- [4] R. Syahputra, (2012), "Distributed Generation: State of the Arts dalam Penyediaan Energi Listrik", *LP3M UMY*, Yogyakarta, 2012.
- [5] R. Syahputra, I. Robandi, M. Ashari, (2012), "Reconfiguration of Distribution Network with DG Using Fuzzy Multi-objective Method", *International Conference on Innovation, Management and Technology Research (ICIMTR)*, May 21-22, 2012, Melacca, Malaysia.
- [6] R. Syahputra, I. Robandi, M. Ashari, (2014), "Optimization of Distribution Network Configuration with Integration of Distributed Energy Resources Using Extended Fuzzy Multi-objective Method", *International Review of Electrical Engineering (IREE)*, vol.9, no.3, 2014, pp. 629-639.
- [7] R. Syahputra, I. Robandi, M. Ashari, (2014), "Optimal Distribution Network Reconfiguration with Penetration of Distributed Energy Resources", *Proceeding of 2014 1st International Conference on Information Technology, Computer, and Electrical Engineering: Green Technology and Its Applications for a Better Future, ICITACEE 2014*, Semarang, Indonesia.
- [8] R. Syahputra, I. Robandi, M. Ashari, (2015), "PSO Based Multi-objective Optimization for Reconfiguration of Radial Distribution Network", *International Journal of Applied Engineering*

- Research (IJAER)*, vol.10, no.6, 2015. pp. 14573-14586.
- [9] R. Syahputra, (2013), "A Neuro-Fuzzy Approach For the Fault Location Estimation of Unsynchronized Two-Terminal Transmission Lines", *International Journal of Computer Science & Information Technology (IJCSIT)*, Vol. 5, No. 1, pp. 23-37.
- [10] R. Syahputra, I. Robandi, M. Ashari, (2015), "Performance Improvement of Radial Distribution Network with Distributed Generation Integration Using Extended Particle Swarm Optimization Algorithm", *International Review of Electrical Engineering (IREE)*, vol.10, no.2, 2015. pp.293-304.
- [11] R. Syahputra, I. Robandi, M. Ashari, (2015), "Reconfiguration of Distribution Network with DER Integration Using PSO Algorithm", *TELKOMNIKA*, 13, no.3, 2015. pp.759-766.
- [12] R. Syahputra, (2012), "Fuzzy Multi-Objective Approach for the Improvement of Distribution Network Efficiency by Considering DG", *International Journal of Computer Science & Information Technology (IJCSIT)*, Vol. 4, No. 2, pp. 57-68.
- [13] R. Syahputra, M. Ashari, I. Robandi, (2011), "Modeling and Simulation of Wind Energy Conversion System in Distributed Generation Units", *International Seminar on Applied Technology, Science and Arts (APTECS)*. 2011; pp. 290-296.
- [14] R. Syahputra, I. Robandi, M. Ashari, (2011), "Control of Doubly-Fed Induction Generator in Distributed Generation Units Using Adaptive Neuro-Fuzzy Approach", *International Seminar on Applied Technology, Science and Arts (APTECS)*. 2011; pp. 43-501.
- [15] R. Syahputra, I. Robandi, M. Ashari, (2014), "Performance Analysis of Wind Turbine as a Distributed Generation Unit in Distribution System", *International Journal of Computer Science & Information Technology (IJCSIT)*, Vol. 6, No. 3, pp. 21-56.
- [16] Afrisal, H., Faris, M., Utomo P., Rezelda, L., Soesanti, I., Andri F., M. (2013). Portable smart sorting and grading machine for fruits using computer vision. *Proceeding-2013 International Conference on Computer, Control, Informatics and Its Applications, IC3INA 2013*, pp. 71-75.
- [17] Soesanti, I. (2016). Web-Based Monitoring System on Batik Production Process of Yogyakarta Batik Industry, *Journal of Theoretical and Applied Information Technology*, 87(1), pp. 146-152.
- [18] Syahputra, R., Soesanti, I. (2016). Design of Automatic Electric Batik Stove for Batik Industry. *Journal of Theoretical and Applied Information Technology*, 87(1), pp. 167-175.
- [19] Syahputra, R., Soesanti, I., Ashari, M. (2016). Performance Enhancement of Distribution Network with DG Integration Using Modified PSO Algorithm. *Journal of Electrical Systems*, 12(1), pp. 1-19.
- [20] Rohmah, R.N., Susanto, A., Soesanti, I. (2013). Lung tuberculosis identification based on statistical feature of thoracic X-ray. *2013 International Conference on Quality in Research, QiR 2013 - In Conjunction with ICCS 2013: The 2nd International Conference on*
- [21] Soesanti, I., Syahputra, R. (2016). Batik Production Process Optimization Using Particle Swarm Optimization Method. *Journal of Theoretical and Applied Information Technology*, 86(2), pp. 272-278.
- [22] Rahadian, H., Sutopo, B., Soesanti, I. (2015). TGS2611 performance as biogas monitoring instrument in digester model application. *Proceeding - 2015 International Seminar on Intelligent Technology and Its Applications, ISITIA 2015*, pp.119-124.
- [23] Nugroho, H.A., Faisal, N., Soesanti, I., Chorida, L. (2014). Analysis of digital mammograms for detection of breast cancer. *Proceeding - 2014 International Conference on Computer, Control, Informatics and Its Applications: "New Challenges and Opportunities in Big Data", IC3INA 2014*, pp. 25-29.
- [24] Rohmah, R.N., Susanto, A., Soesanti, I., Tjokronagoro, M. (2013). Computer Aided Diagnosis for lung tuberculosis identification based on thoracic X-ray. *Proceedings - 2013 International Conference on Information Technology and Electrical Engineering: "Intelligent and Green Technologies for Sustainable Development", ICITEE 2013*, pp.73-78.
- [25] Ratnasari, N.R., Susanto, A., Soesanti, I., Maesadji. (2013). Thoracic X-ray features extraction using thresholding-based ROI template and PCA-based features selection for TB classification purposes. *Proc. of 2013 3rd Int. Conf. on Instrumentation, Communications, Information Technol., and Biomedical Engineering: Science and Technol. for Improvement of Health, Safety, and Environ., ICICI-E 2013*, pp.65-69.
- [26] Nugroho, H.A., Faisal, N., Soesanti, I., Chorida, L. (2014). Identification of malignant masses on digital mammogram images based on texture feature and correlation based feature selection. *Proceedings - 2014 6th International Conference on Information Technology and Electrical Engineering: Leveraging Research and Technology Through University-Industry Collaboration, ICITEE 2014*, pp. 1-6.
- [27] Jamal, A., Syahputra, R. (2013). UPFC Based on Adaptive Neuro-Fuzzy for Power Flow Control of Multimachine Power Systems. *International Journal of Engineering Science Invention*, 2(10), 05-14.
- [28] Syahputra, R. (2016). Application of Neuro-Fuzzy Method for Prediction of Vehicle Fuel Consumption. *Journal of Theoretical and Applied Information Technology*, 86(1), pp. 138-150.

# Performance Evaluation of Wind Turbine with Doubly-Fed Induction Generator

---

## ORIGINALITY REPORT

---

67%

SIMILARITY INDEX

%

INTERNET SOURCES

67%

PUBLICATIONS

%

STUDENT PAPERS

---

## PRIMARY SOURCES

---

1

Sofien Tlijani, Asma Meddeb, Souad Chebbi. "Modeling and control of a Wind Turbine Plant based on Doubly Fed Induction Generator", 2019 10th International Renewable Energy Congress (IREC), 2019

Publication

12%

2

Yang Han. "Reactive power capabilities of DFIG-based wind park for low-voltage ride-through (LVRT) performance", 2013 International Conference on Quality, Reliability, Risk, Maintenance, and Safety Engineering (QR2MSE), 2013

Publication

5%

3

Ramadoni Syahputra, Indah Soesanti. "An artificial immune system algorithm approach for reconfiguring distribution network", AIP Publishing, 2017

Publication

5%

4

Syahputra, Ramadoni, and Indah Soesanti. "Power System Stabilizer model based on

4%



Fuzzy-PSO for improving power system stability", 2015 International Conference on Advanced Mechatronics Intelligent Manufacture and Industrial Automation (ICAMIMIA), 2015.

Publication

---

5

Nguyen Tung Linh. "Voltage stability analysis of grids connected wind generators", 2009 4th IEEE Conference on Industrial Electronics and Applications, 2009

4%

Publication

---

6

Shahida Begum, Reshma Banu, Ali Ahamed, B. D. Parameshachari. "A comparative study on improving the performance of solar power plants through IOT and predictive data analytics", 2016 International Conference on Electrical, Electronics, Communication, Computer and Optimization Techniques (ICEECCOT), 2016

4%

Publication

---

7

M.A. Poller. "Doubly-fed induction machine models for stability assessment of wind farms", 2003 IEEE Bologna Power Tech Conference Proceedings,, 2003

3%

Publication

---

8

B.Chitti Babu, K.B. Mohanty, C. Poongothai. "Control of double-output induction machine for variable speed wind energy conversion system using dynamic vector approach", TENCON 2008

3%

9

Altmayer, Kumud S., Kamran Iqbal, and Charles Wu. "A study of Doubly Fed Induction Generator's low voltage ride through capabilities", 2013 4th IEEE International Symposium on Power Electronics for Distributed Generation Systems (PEDG), 2013.

3%

Publication

---

10

Maher Azzouz, Abdel-Latif Elshafei, Hasan Emara. "Adaptive critic design-based regulation of the DC-bus voltage in wind energy conversion systems", 49th IEEE Conference on Decision and Control (CDC), 2010

2%

Publication

---

11

Huali Chen, Yunlian Sun, Wei Chen. "Harmonic suppression of grid-connected distributed generation based on novel Hybrid power filter", 2009 4th IEEE Conference on Industrial Electronics and Applications, 2009

2%

Publication

---

12

A.A. Hassan, Yehia S. Mohamed, A.M. El-Sawy, Mahmoud A. Mossa. "Control of a Wind Driven DFIG Connected to the Grid Based on Field Orientation", Wind Engineering, 2011

2%

Publication

---

13

Lata Gidwani, Harpal Tiwari, R.C. Bansal.

"Improving power quality of wind energy conversion system with unconventional power electronic interface", International Journal of Electrical Power & Energy Systems, 2013

Publication

2%

14

Soediby, Mochamad Ashari, Ramadoni Syahputra. "Power loss reduction strategy of distribution network with distributed generator integration", 2014 The 1st International Conference on Information Technology, Computer, and Electrical Engineering, 2014

Publication

2%

15

A. P. Deshpande. "Design and simulation of back-to-back converter for modern wind energy generation system using dSPACE", 2012 International Conference on Power Signals Controls and Computation, 01/2012

Publication

1%

16

Jahangir Hossain, Hemanshu Roy Pota. "Robust Control for Grid Voltage Stability: High Penetration of Renewable Energy", Springer Science and Business Media LLC, 2014

Publication

1%

17

Ramadoni Syahputra, Imam Robandi, Mochamad Ashari. "Reconfiguration of distribution network with DG using fuzzy multi-objective method", 2012 International

1%

# Conference on Innovation Management and Technology Research, 2012

Publication

---

18

Hanung Adi Nugroho, Widhia K.Z. Oktoeberza, Ratna Lestari Budiani, Teguh Bharata Adji. "Analysis of Texture-based Features for Image Classification of Retinal Exudates", Proceedings of the International Conference on Imaging, Signal Processing and Communication - ICISPC 2017, 2017

Publication

---

19

Reddy, B.V., and B.C. Babu. "A decoupled control of grid connected voltage source inverter for wind power generating system", 5th IET International Conference on Power Electronics Machines and Drives (PEMD 2010), 2010.

Publication

---

20

C. Poongothai. "Performance of Double-Output Induction Generator for Wind Energy Conversion Systems", 2008 First International Conference on Emerging Trends in Engineering and Technology, 07/2008

Publication

---

21

Fengyun Wang, Jiye Zheng, Lei Wang, Wenjie Feng, Luyan Niu. "Chapter 30 Classification Method Research of Fresh Agaricus Bisporus Based on Image Processing", Springer Nature,

1%

1%

1%

1%



2019

Publication

---

22

Ramadoni Syahputra. "Characteristic Test of Current Transformer Based EMTP Software", Journal of Electrical and Electronic Engineering-UMSIDA, 2016

Publication

---

1%

23

Rahul Hooda, Ajay Mittal, Sanjeev Sofat. "Automated TB classification using ensemble of deep architectures", Multimedia Tools and Applications, 2019

Publication

---

1%

24

Bhuvnesh Rathor, Nikita Utreja, Mahendra Bhadu, Deepak Sharma. "Role of Multi-Band Stabilizers on Grid Connected Microgrid", 2018 2nd International Conference on Micro-Electronics and Telecommunication Engineering (ICMETE), 2018

Publication

---

1%

25

Meng-Ru Zhu, Jun Guo. "Design of Intelligent Defecation Monitoring System for Newborns", Proceedings of the 2019 International Conference on Intelligent Medicine and Health - ICIMH 2019, 2019

Publication

---

1%

26

Teixeira, Luis, Yu Zhang, and Yong Kang. "Simulation of Power System in Cape Verde

1%

with Simulink® Considering Wind Farm", 2011 Asia-Pacific Power and Energy Engineering Conference, 2011.

Publication

---

27

Edward B. Panganiban, Jennifer C. Dela Cruz. "Rain water level information with flood warning system using flat clustering predictive technique", TENCON 2017 - 2017 IEEE Region 10 Conference, 2017

Publication

---

28

W.L. Kling. "Dynamic modelling of a wind turbine with doubly fed induction generator", 2001 Power Engineering Society Summer Meeting Conference Proceedings (Cat No 01CH37262) PESS-01, 2001

Publication

---

29

Erfian Junianto, Mayya Nurbayanti Shobary, Rizal Rachman, Ai Ilah Warnilah, Bambang Kelana Simpony. "Classification of Science, Technology and Medicine (STM) Domains with PSO and NBC", 2018 6th International Conference on Cyber and IT Service Management (CITSM), 2018

Publication

---

30

S.R. Chellapilla, B.H. Chowdhury. "A dynamic model of induction generators for wind power studies", 2003 IEEE Power Engineering Society

1%

1%

1%

1%

General Meeting (IEEE Cat. No.03CH37491),  
2003

Publication

---

31

Rabia Rashid, Sajid Gul Khawaja, Muhammad Usman Akram, Asad Mansoor Khan. "Hybrid RID Network for Efficient Diagnosis of Tuberculosis from Chest X-rays", 2018 9th Cairo International Biomedical Engineering Conference (CIBEC), 2018

Publication

---

1%

32

"Improving A Quality Of Services Through Information System Model Of Academic Services Based On Customer Relationship Management At University", International Journal of Engineering and Advanced Technology, 2019

Publication

---

1%

Exclude quotes      On

Exclude matches      < 1%

Exclude bibliography      Off