


LAMPIRAN

Lampiran 1 Instalasi prototipe pirolisis sampah plastik



Lampiran 2 Pemotongan plastik 5 cm x 5 cm




Lampiran 3 *Flowmeter* debit 18 LPM

Lampiran 4 Pengukuran temperatur



Lampiran 5 Pengujian flash point



Lampiran 6 Penimbangan hasil



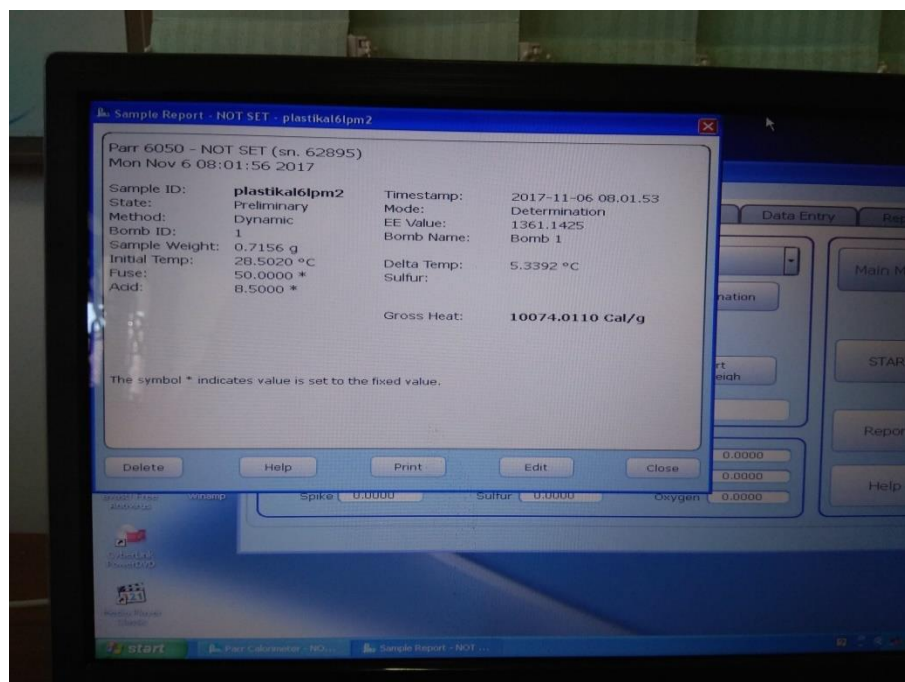
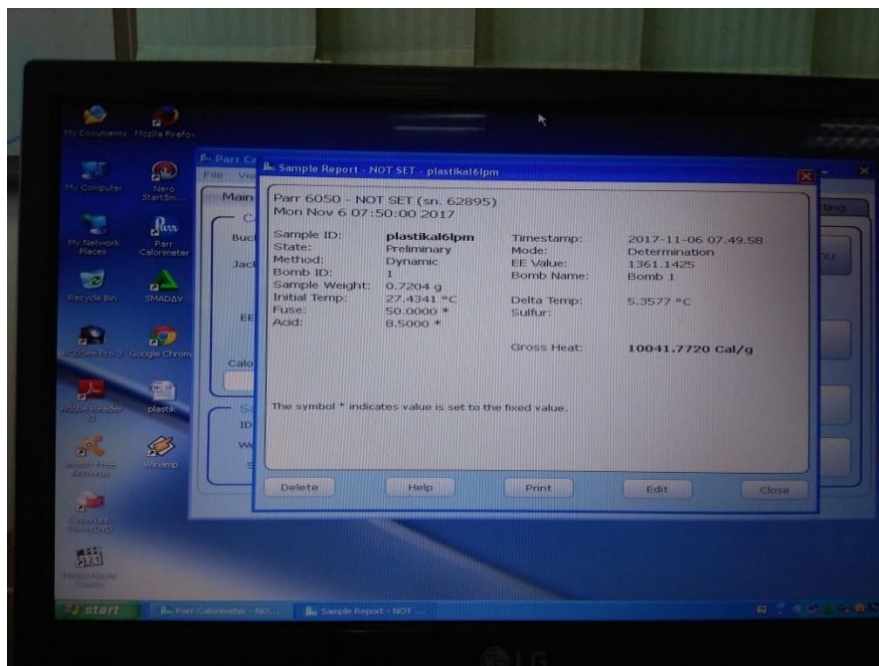
Lampiran 7 Penimbangan abu



Lampiran 8 Pengujian viskositas




Lampiran 9 Hasil pengujian nilai kalor



Lampiran 10 Hasil minyak pengujian pirolisis



Lampiran 11 Pengujian Densitas



Lampiran 12 Penimbangan gas sebelum pengujian



