

LAMPIRAN

LAMPIRAN III
PERATURAN MENTERI ENERGI DAN SUMBER DAYA MINERAL
REPUBLIK INDONESIA
NOMOR 28 TAHUN 2016
TENTANG
TARIF TENAGA LISTRIK YANG DISEDIAKAN OLEH
PT PERUSAHAAN LISTRIK NEGARA (PERSERO)

TARIF TENAGA LISTRIK
UNTUK KEPERLUAN BISNIS

NO.	GOL. TARIF	BATAS DAYA	REGULER		PRA BAYAR (Rp/kWh)
			BIAYA BEBAN (Rp/kVA/bulan)	BIAYA PEMAKAIAN (Rp/kWh) DAN BIAYA kVArh (Rp/kVArh)	
1.	B-1/TR	450 VA	23.500	Blok I : 0 s.d. 30 kWh : 254 Blok II : di atas 30 kWh : 420	535
2.	B-1/TR	900 VA	26.500	Blok I : 0 s.d. 108 kWh : 420 Blok II : di atas 108 kWh : 465	630
3.	B-1/TR	1.300 VA	*)	966	966
4.	B-1/TR	2.200 VA s.d. 5.500 VA	*)	1.100	1.100
5.	B-2/TR	6.600 VA s.d. 200 kVA	*)	1.352	1.352
6.	B-3/TM	di atas 200 kVA	**)	Blok WBP = $K \times 1.020$ Blok LWBP = 1.020 kVArh = 1.117 **)	

Catatan :

*) Diterapkan Rekening Minimum (RM):
 $RM1 = 40 (\text{Jam Nyala}) \times \text{Daya tersambung (kVA)} \times \text{Biaya Pemakaian.}$

***) Diterapkan Rekening Minimum (RM):
 $RM2 = 40 (\text{Jam Nyala}) \times \text{Daya tersambung (kVA)} \times \text{Biaya Pemakaian LWBP.}$
Jam nyala : kWh per bulan dibagi dengan kVA tersambung.

***) Biaya kelebihan pemakaian daya reaktif (kVArh) dikenakan dalam hal faktor daya rata-rata setiap bulan kurang dari 0,85 (delapan puluh lima per seratus).

K : Faktor perbandingan antara barga WBP dan LWBP sesuai dengan karakteristik beban sistem kelistrikan setempat ($1,4 \leq K \leq 2$), ditetapkan oleh Direksi PT Perusahaan Listrik Negara (Persero).

WBP : Waktu Beban Puncak.
LWBP : Luar Waktu Beban Puncak.

Pt. MENTERI ENERGI DAN SUMBER DAYA MINERAL
REPUBLIK INDONESIA,

ttd.

LUHUT BINSAR PANDJAITAN

Salinan sesuai dengan aslinya
KEMENTERIAN ENERGI DAN SUMBER DAYA MINERAL



Jika terdapat beberapa armatur, maka tingkat pencahayaan tersebut merupakan penjumlahan dari tingkat pencahayaan yang diakibatkan oleh masing-masing armatur dan dinyatakan sebagai berikut :

$$E_{\text{total}} = E_{p_1} + E_{p_2} + E_{p_3} + \dots \dots \dots (\text{lux}) \dots \dots \dots \{4.1.1.d.(2)\}.$$

4.1.2. Tingkat Pencahayaan Minimum yang Direkomendasikan.

Tingkat pencahayaan minimum dan renderasi warna yang direkomendasikan untuk berbagai fungsi ruangan ditunjukkan pada tabel 4.1.2.

Tabel : 4.1.2 : Tingkat pencahayaan minimum dan renderasi warna yang direkomendasikan

Fungsi ruangan	Tingkat Pencahayaan (lux)	Kelompok renderasi warna	Keterangan
Rumah Tinggal :			
Teras	60	1 atau 2	
Ruang tamu	120 ~ 250	1 atau 2	
Ruang makan	120 ~ 250	1 atau 2	
Ruang kerja	120 ~ 250	1	
Kamar tidur	120 ~ 250	1 atau 2	
Kamar mandi	250	1 atau 2	
Dapur	250	1 atau 2	
Garasi	60	3 atau 4	
Perkantoran :			
Ruang Direktur	350	1 atau 2	
Ruang kerja	350	1 atau 2	
Ruang komputer	350	1 atau 2	Gunakan armatur berkisi untuk mencegah silau akibat pantulan layar monitor.
Ruang rapat	300	1 atau 2	
Ruang gambar	750	1 atau 2	Gunakan pencahayaan setempat pada meja gambar.
Gudang arsip	150	3 atau 4	
Ruang arsip aktif	300	1 atau 2	
Lembaga Pendidikan :			
Ruang kelas	250	1 atau 2	
Perpustakaan	300	1 atau 2	
Laboratorium	500	1	
Ruang gambar	750	1	Gunakan pencahayaan setempat pada meja gambar.
Kantin	200	1	
Hotel dan Restoran			
Lobby, koridor	100	1	Pencahayaan pada bidang vertikal sangat penting untuk menciptakan suasana/kesan ruang yang baik.
Ballroom/ruang sidang.	200	1	Sistem pencahayaan harus dirancang untuk menciptakan suasana yang sesuai. Sistem pengendalian "switching" dan "dimming" dapat digunakan untuk memperoleh berbagai efek pencahayaan.
Ruang makan.	250	1	
Cafeteria.	250	1	
Kamar tidur.	150	1 atau 2	Diperlukan lampu tambahan pada bagian kepala tempat tidur dan cermin.
Dapur.	300	1	
Rumah Sakit/Balai pengobatan			
Ruang rawat inap.	250	1 atau 2	

Ruang operasi, ruang bersalin.	300	1	Gunakan pencahayaan setempat pada tempat yang diperlukan.
Laboratorium	500	1 atau 2	
Ruang rekreasi dan rehabilitasi.	250	1	
Pertokoan/Ruang pameran.			
Ruang pameran dengan obyek berukuran besar (misalnya mobil).	500	1	Tingkat pencahayaan ini harus dipenuhi pada lantai. Untuk beberapa produk tingkat pencahayaan pada bidang vertikal juga penting.
Toko kue dan makanan.	250	1	
Toko buku dan alat tulis/gambar.	300	1	
Toko perhiasan, arloji.	500	1	
Toko Barang kulit dan sepatu.	500	1	
Toko pakaian.	500	1	
Pasar Swalayan.	500	1 atau 2	Pencahayaan pada bidang vertikal pada rak barang.
Toko alat listrik (TV, Radio/tape, mesin cuci, dan lain-lain).	250	1 atau 2	
Industri (Umum).			
Ruang Parkir	50	3	
Gudang	100	3	
Pekerjaan kasar.	100 ~ 200	2 atau 3	
Pekerjaan sedang	200 ~ 500	1 atau 2	
Pekerjaan halus	500 ~ 1000	1	
Pekerjaan amat halus	1000 ~ 2000	1	
Pemeriksaan warna.	750	1	
Rumah ibadah.			
Mesjid	200	1 atau 2	Untuk tempat-tempat yang memerlukan tingkat pencahayaan yang lebih tinggi dapat digunakan pencahayaan setempat.
Gereja	200	1 atau 2	idem
Vihara	200	1 atau 2	idem

Catatan : Keterangan tentang Renderasi warna, lihat tabel 4.4.3.

4.1.3. Sistem Pencahayaan.

Sistem pencahayaan dapat dikelompokkan menjadi :

a). Sistem pencahayaan merata.

Sistem ini memberikan tingkat pencahayaan yang merata di seluruh ruangan, digunakan jika tugas visual yang dilakukan di seluruh tempat dalam ruangan memerlukan tingkat pencahayaan yang sama.

Tingkat pencahayaan yang merata diperoleh dengan memasang armatur secara merata langsung maupun tidak langsung di seluruh langit-langit.

b). Sistem pencahayaan setempat.

Sistem ini memberikan tingkat pencahayaan pada bidang kerja yang tidak merata. Di tempat yang diperlukan untuk melakukan tugas visual yang memerlukan tingkat pencahayaan yang tinggi, diberikan cahaya yang lebih banyak dibandingkan dengan sekitarnya. Hal ini diperoleh dengan mengkonsentrasikan penempatan armatur pada langit-langit di atas tempat tersebut.

c). Sistem pencahayaan gabungan merata dan setempat.

NYY 4 x (1.5-400) mm² 0.6/1 kV

Cu / PVC / PVC

(Copper Conductor, PVC Insulated, PVC Sheathed)

Standard Specification : IEC 60502-1

Construction Data


Nom. Cross Section Area	Overall Diameter approx.	Cable Weight approx.
mm ²	mm	kg/km
1.5	13.8	259
2.5	15.0	324
4	17.3	453
6	18.7	563
10	21.5	794
16	23.5	1,083
25	27.5	1,558
35	30.0	2,018
50	35.5	2,466
70	39.0	3,334
95	44.5	4,491
120	48.5	5,504
150	54.5	6,787
185	59.0	8,392
240	66.0	10,818
300	72.5	13,326
400	82.5	16,969

Application :

Power cable : Indoors, cable trunking, outdoors and buried in the ground, for power stations, industry and switchgear as well as for urban supply networks, if mechanical damage is unlikely.

Special Features on Request :

- Fire Resistance
- Oil Resistance
- UV Resistance
- Flame Retardant Cat. A, B, C
- Flame Retardant Non Category
- Heat Resistance
- Anti Termites
- Anti Rodent
- Low Smoke Zero Halogen
- Nylon Coated



Note :

Conductor Shape

1.5 - 10 sqmm supplied in solid (re) or non compacted circular stranded (rm) conductor shape
 16 sqmm supplied in non compacted circular stranded (rm) conductor shape
 25 - 35 sqmm supplied in compacted circular stranded (cm) conductor shape
 50 - 400 sqmm supplied in sector shaped stranded (sm) conductor

Standard Packing

1.5 - 70 sqmm supplied in wooden drum @ 1000 m
 85 - 400 sqmm will be supplied in wooden drum on available length
 Length Tolerance per drum ± 2%

Electrical Data

Nom. Cross Sect.	Conductor		Inductance	Current - Carrying Capacity at 30°C *		Short circuit current at 1 sec
	DC Resistance at 20°C	AC Resistance at 70°C		in air	in ground	
	Max. (Ω/km)	Max. (Ω/km)		Max. (A)	Max. (A)	
(mm ²)			(mH/km)			Max. (kA)
1.5	12.1	14.478	0.328	22	27	0.17
2.5	7.41	8.866	0.304	29	35	0.29
4	4.61	5.516	0.303	39	46	0.46
6	3.08	3.685	0.288	50	57	0.69
10	1.83	2.190	0.269	68	77	1.15
16	1.15	1.376	0.255	90	99	1.84
25	0.727	0.870	0.255	121	128	2.88
35	0.524	0.627	0.246	149	164	4.03
50	0.387	0.464	0.247	173	173	5.75
70	0.268	0.321	0.238	215	212	8.05
95	0.193	0.232	0.238	266	255	10.93
120	0.153	0.184	0.233	308	289	13.80
150	0.124	0.150	0.233	357	327	17.25
185	0.0991	0.121	0.233	405	366	21.28
240	0.0754	0.093	0.232	482	425	27.60
300	0.0601	0.075	0.231	552	479	34.50
400	0.0470	0.060	0.229	643	545	41.20

* Further information about rating factor for certain cable arrangement can be found on supplementary technical information

A. GENERAL CHARACTERISTICS

Design standards	: IEC 76
Transformer type	: Hermetically Sealed Totally Oil Filled
Service Condition	: Indoor
Type of oil	: Mineral Oil Class 1 acc. to IEC 296
Number of phase	: 3 Phase
Frequency	: 50 Hz

B. TECHNICAL SPECIFICATION

Capacity	: 1600 kVA
Primary Voltage	: 20 kV
Secondary Voltage	: 0.4 kV
Vector Group	: Dyn5
Cooling	: ONAN
Temperature Rise - Oil	: 60 °C
- Winding	: 65 °C
No load losses at nominal voltage	: 2600 Watts
On load losses at principal tapping	: 18100 Watts
Impedance voltage	: 6 %
Off load current at nominal voltage	: 2 %
Temperature Insulation Class	: A
Noise	: 60 dB
Off Circuit Tapping value	: +/2.5%; +/-5%

C. INSULATION CLASS OF THE WINDINGS

	Primary	Secondary
Highest system voltage (kV)	: 24	1.1
Impulse test voltage (kV)	: 125	0
Applied test voltage (kV)	: 50	3

D. EFFICIENCY AND VOLTAGE REGULATION

	Efficiency (%)				Voltage Regulation	
	4/4 load	3/4 load	2/4 load	1/4 load	in Volt	in %
Pf 0.8	98.41	98.69	98.90	98.85	382	4.52
Pf 1.0	98.72	98.95	99.12	99.08	395	1.30

E. APPROXIMATE WEIGHTS AND DIMENSION

Total length	: 1,960 mm
Total width	: 1,180 mm
Total height	: 1,760 mm
Weight of oil	: 775 kg
Weight of core and winding	: 1,590 kg
Total weight	: 3,410 kg
Approximate Drawing No.	:
Painting Colour	: Light Grey RAL 7032

The above dimensions and masses are approximate and provided to give a general description of our proposed transformer.

Revision	Original	Client / Project:	No	: D 0057	
Date			STANDARD GSP 1600 KVA (Indoor)	Page	: 1 / 2
Est.	FAL				
Chk					
App.					

F. ACCESSORIES

- Name Plate and Rating Plate
- HV Plug in Bushings and LV Porcelain Bushings
- Off Circuit Tap Changer
- Oil Filling Valve
- Oil Draining Valve
- Lifting Lugs
- Grounding Terminal
- Bidirectional Rollers
- Pressure Relief Device Without Contact
- Protection Relay RIS

G. DEVIATIONS / EXCEPTIONS

- None

H. NOTES

- None

I. LIST OF TEST

Routine Test :

- Measurement of the resistance value and checking of polarities
- Measurement of the ratio on all taps
- No load test for measurement of the no load loss and no load current
- Short circuit test for determination of the on load loss and impedance
- Applied voltage test
- Induced voltage test

Yes No

<input checked="" type="checkbox"/>	<input type="checkbox"/>
<input checked="" type="checkbox"/>	<input type="checkbox"/>
<input checked="" type="checkbox"/>	<input type="checkbox"/>
<input checked="" type="checkbox"/>	<input type="checkbox"/>
<input checked="" type="checkbox"/>	<input type="checkbox"/>
<input checked="" type="checkbox"/>	<input type="checkbox"/>

Type test :

- Temperature rise test
- Full wave impuls test (1.2 / 50 us)

<input type="checkbox"/>	<input checked="" type="checkbox"/>
<input type="checkbox"/>	<input checked="" type="checkbox"/>

Tests other than the above mentioned list needs further confirmation

Revision	Original	Client / Project: STANDARD GSP 1600 KVA (Indoor)	No	: D 0057
Date			Page	: 2 / 2
Est.	FAL			
Chk				
App.				

Miniature Circuit Breaker (MCB)

Domae

PTFDB

SNI LMKO



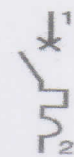
Domae Miniature Circuit Breaker (MCB)

Untuk pemakaian dengan arus hubung singkat $\leq 4,5$ kA


- Kapasitas pemutusan:
Standar SNI 04-6507.1-2002/Amd1-2006 (IEC 60898-1),
Icn = 4500A (230V - 1P, 400V - 3P).
- Kurva C (magnetis trip antara 5 dan 10 In).



MCB Domae
1 Kutub




2 Kutub



MCB Domae
2 Kutub



3 Kutub



MCB Domae
3 Kutub



Jumlah Kutub	Pengenal (A)	Referensi	Harga (Rp)	SS
1 Kutub	2	DOM12251SNI	68,750	1
	4	DOM12252SNI	68,750	1
	6	DOM11340SNI	59,400	1
	10	DOM11341SNI	59,400	1
	16	DOM11342SNI	59,400	1
	20	DOM11343SNI	59,400	1
	25	DOM11344SNI	67,100	1
	32	DOM11345SNI	69,300	1
	40	DOM11346SNI	79,750	1
	50	DOM11335SNI	179,300	1
	63	DOM11336SNI	179,300	1
2 Kutub	2	DOM11228SNI	205,150	1
	4	DOM11229SNI	205,150	1
	6	DOM11230SNI	169,950	1
	10	DOM11231SNI	169,950	1
	16	DOM11232SNI	169,950	1
	20	DOM11233SNI	169,950	1
	25	DOM11234SNI	196,350	1
	32	DOM11235SNI	203,500	1
	40	DOM11236SNI	203,500	1
	50	DOM11237SNI	381,150	1
	63	DOM11238SNI	381,150	1
3 Kutub	6	DOM11347SNI	279,950	1
	10	DOM11348SNI	279,950	1
	16	DOM11349SNI	279,950	1
	20	DOM11350SNI	279,950	1
	25	DOM11351SNI	296,450	1
	32	DOM11352SNI	325,600	1
	40	DOM11353SNI	335,500	1
	50	DOM11337SNI	635,250	1
63	DOM11338SNI	635,250	1	

EasyPact EZC


Moulded Case Circuit Breaker 100A 3P/4P

PTCCB

EasyPact EZC100 B/F/N/H dengan 3P/4P

- Aplikasi untuk instalasi listrik dengan kapasitas pemutusan rendah.
- Kapasitas Pemutusan : 7.5 kA s/d 30 kA pada 380/415 VAC.
- Thermal magnetic trip unit, tidak dapat disetel (*non adjustable*).
- Fixed type, front connection.
- Satu ukuran (*frame size*) untuk semua rating.
- Memenuhi standar IEC 60947-2.
- Rated @ 125V DC (1P) dan @ 250V DC (2P in series)


2



EZC100, 3P

EasyPact	I _r (A)	3P	Harga (Rp)	SS	4P	Harga (Rp)	SS
EasyPact EZC100B (7.5 kA)							
EZC100B	15	EZC100B3015	568,700	1			
EZC100B	20	EZC100B3020	568,700	1			
EZC100B	25	EZC100B3025	568,700	1			
EZC100B	30	EZC100B3030	568,700	1			
EZC100B	40	EZC100B3040	568,700	1			
EZC100B	50	EZC100B3050	568,700	1			
EZC100B	60	EZC100B3060	619,850	1			

EasyPact EZC100F (10 kA)							
EZC100F	15	EZC100F3015	607,200	1			
EZC100F	20	EZC100F3020	607,200	1			
EZC100F	25	EZC100F3025	607,200	1			
EZC100F	30	EZC100F3030	607,200	1			
EZC100F	40	EZC100F3040	607,200	1			
EZC100F	50	EZC100F3050	607,200	1			
EZC100F	60	EZC100F3060	671,550	1			
EZC100F	75	EZC100F3075	671,550	1			
EZC100F	80	EZC100F3080	671,550	1			
EZC100F	100	EZC100F3100	671,550	1			



EZC100, 4P

EasyPact EZC100N (18 kA @ 380V / 15 kA @ 400/415V)							
EZC100N	15	EZC100N3015	751,850	1	EZC100N4015	1,271,600	2
EZC100N	20	EZC100N3020	751,850	1	EZC100N4020	1,271,600	2
EZC100N	25	EZC100N3025	751,850	1	EZC100N4025	1,271,600	2
EZC100N	30	EZC100N3030	751,850	1	EZC100N4030	1,271,600	2
EZC100N	40	EZC100N3040	751,850	1	EZC100N4040	1,271,600	2
EZC100N	50	EZC100N3050	751,850	1	EZC100N4050	1,271,600	2
EZC100N	60	EZC100N3060	821,700	1	EZC100N4060	1,388,200	2
EZC100N	75	EZC100N3075	821,700	1	EZC100N4075	1,388,200	2
EZC100N	80	EZC100N3080	821,700	1	EZC100N4080	1,388,200	2
EZC100N	100	EZC100N3100	821,700	1	EZC100N4100	1,388,200	2

EasyPact EZC100H (30 kA)							
EZC100H	15	EZC100H3015	876,700	1	EZC100H4015	1,332,100	2
EZC100H	20	EZC100H3020	876,700	1	EZC100H4020	1,332,100	2
EZC100H	25	EZC100H3025	876,700	1	EZC100H4025	1,332,100	2
EZC100H	30	EZC100H3030	876,700	1	EZC100H4030	1,332,100	2
EZC100H	40	EZC100H3040	876,700	1	EZC100H4040	1,332,100	2
EZC100H	50	EZC100H3050	876,700	1	EZC100H4050	1,332,100	2
EZC100H	60	EZC100H3060	963,050	1	EZC100H4060	1,504,800	2
EZC100H	75	EZC100H3075	963,050	1	EZC100H4075	1,504,800	2
EZC100H	80	EZC100H3080	963,050	1	EZC100H4080	1,504,800	2
EZC100H	100	EZC100H3100	963,050	1	EZC100H4100	1,504,800	2

Harga sudah termasuk PPN 10%


EasyPact EZC

Moulded Case Circuit Breaker 250 A Dengan ELCB dan 400-630A


PTCCB

EasyPact EZCV250 N/H

- Aplikasi untuk instalasi listrik dengan kapasitas pemutusan rendah.
- Kapasitas Pemutusan : 25 kA s/d 36 kA pada 380/415 VAC.
- Thermal magnetic trip unit, tidak dapat disetel (*non adjustable*).
- Integrated dengan proteksi arus bocor (*Earth Leakage Protection*).
- Fixed type, front connection.
- Satu ukuran (*frame size*) dengan EZC250.
- Memenuhi standar IEC 60947-2.
- Rated @ 125V DC (1P) dan @ 250V DC (2P in series)



EZCV250, 3P



EZCV250, 4P

EasyPact	Ir (A)	3P	Harga (Rp)	SS	4P	Harga (Rp)	SS
EasyPact EZC250N (25 kA)							
EZC250N	100	EZCV250N3100	3,566,200	2	EZCV250N4100	4,992,900	2
EZC250N	125	EZCV250N3125	4,064,500	2	EZCV250N4125	5,691,400	2
EZC250N	160	EZCV250N3160	4,552,900	2	EZCV250N4160	6,204,000	2
EZC250N	200	EZCV250N3200	4,687,100	2	EZCV250N4200	6,560,400	2
EZC250N	225	EZCV250N3225	4,687,100	2	EZCV250N4225	6,560,400	2
EZC250N	250	EZCV250N3250	4,687,100	2	EZCV250N4250	6,560,400	2
EasyPact EZC250H (36 kA)							
EZC250H	100	EZCV250H3100	4,467,100	2	EZCV250H4100	5,194,200	2
EZC250H	125	EZCV250H3125	4,554,000	2	EZCV250H4125	5,635,300	2
EZC250H	160	EZCV250H3160	4,647,500	2	EZCV250H4160	5,720,000	2
EZC250H	200	EZCV250H3200	5,080,900	2	EZCV250H4200	6,705,600	2
EZC250H	225	EZCV250H3225	5,080,900	2	EZCV250H4225	6,705,600	2
EZC250H	250	EZCV250H3250	5,080,900	2	EZCV250H4250	6,705,600	2

EasyPact EZC400-630 N/H

- Aplikasi untuk instalasi listrik dengan kapasitas pemutusan rendah.
- Kapasitas Pemutusan : 36 kA s/d 50 kA pada 380/415 VAC .
- Thermal magnetic trip unit, tidak dapat disetel (*non adjustable*).
- Fixed type, front connection.
- Satu ukuran (*frame size*) untuk semua rating.
- Memenuhi standar IEC 60947-2.



EZC400-630

EasyPact	Ir (A)	3P	Harga (Rp)	SS	4P	Harga (Rp)	SS
EasyPact EZC400N (36 kA)							
EZC400N	320	EZC400N3320N	3,148,200	1	EZC400N4320N	4,249,300	2
EZC400N	350	EZC400N3350N	3,273,600	1	EZC400N4350N	4,419,800	2
EZC400N	400	EZC400N3400N	3,405,600	1	EZC400N4000N	4,729,500	2
EasyPact EZC630N (36 kA)							
EZC630N	500	EZC630N3500N	5,397,500	2	EZC630N4500N	6,476,000	2
EZC630N	600	EZC630N3600N	5,938,000	2	EZC630N4600N	7,125,000	2
EasyPact EZC400H (50 kA)							
EZC400H	320	EZC400H3320N	3,714,700	2	EZC400H4320N	4,919,200	2
EZC400H	350	EZC400H3350N	3,790,600	2	EZC400H4350N	5,115,000	2
EZC400H	400	EZC400H3400N	3,941,300	1	EZC400H4000N	5,473,500	2
EasyPact EZC630H (50 kA)							
EZC630H	500	EZC630H3500N	6,086,500	2	EZC630H4500N	7,302,500	2
EZC630H	600	EZC630H3600N	6,694,500	2	EZC630H4600N	8,033,000	2

Harga sudah termasuk PPN 10%

Life Is On **Schneider** Electric

EasyPact MVS Tipe N

Air Circuit Breaker 800 s/d 4000 A 50kA

PTACB

EasyPact MVS N (50kA) + Electronic Trip 2.0A / 5.0A / 6.0A



EasyPact MVS

- Arus nominal : 800A s/d 4000A.
- Kapasitas Pemutusan : 50 kA pada 380/440V .
- Icu = Ics = Icw untuk 1sec
- dalam Dibangun Thermal memory
- Zone selective interlocking (ZSI) dengan 5.0A/6.0A
- Tidak ada derating sampai dengan 50°C
- Trip unit Electronic Trip 2.0A, memiliki setelan :
 - 2.0A/5.0A/6.0A: long time protection (proteksi beban lebih) : $I_r = 0.4 I_n$ s/d I_n dengan 9 setelan.
 - 2.0A/5.0A/6.0A: time delay untuk long time protection (t_{sd}).
 - 2.0A/5.0A/6.0A: instantaneous protection (proteksi hubung singkat) : $I_{sd} = 1.5 I_r$ s/d $10 I_r$ dengan 9 setelan.
 - 5.0A/6.0A: time delay untuk short time protection (t_{sd})
 - 5.0A/6.0A: Instantaneous protection $I_i = 2 I_n$ s/d $15 I_n$ + 'off', dengan 9 setelan.
 - 6.0A: earth fault protection $I_g = 0.3 I_n$ s/d I_n , dengan 9 setelan.
 - 6.0A: time delay untuk earth fault protection (tg) Dilengkapi dengan ammeter⁽¹⁾ untuk menampilkan besar arus tiap fase.
- 3 atau 4 kutub, fixed atau drawout type.
- Memenuhi standar IEC 60947-2.
- Dinilai penuh netral dengan perlindungan inbuilt

Spesifikasi standar :


- Mekanisme pegas dengan sistem energi tersimpan.
- Koneksi belakang horizontal.
- Switch auxiliary (4 changeover contact OF + SDE).
- Arc chute cover dan safety shutter untuk tipe drawout.

	In (A)	Icu (kA)	3P			4P		
			Referensi	Harga	SS	Referensi	Harga	SS
Tipe fixed								
MVS08	800	50	MVS08N3MF2A	21,632,600	2	MVS08N4MF2A	26,568,300	2
MVS10	1000	50	MVS10N3MF2A	23,229,800	2	MVS10N4MF2A	28,483,400	2
MVS12	1250	50	MVS12N3MF2A	23,689,800	1	MVS12N4MF2A	29,278,700	2
MVS16	1600	50	MVS16N3MF2A	26,550,700	1	MVS16N4MF2A	33,161,700	2
MVS20	2000	50	MVS20N3MF2A	30,237,900	2	MVS20N4MF2A	39,545,000	2
MVS25	2500	50	MVS25N3MF2A	39,074,200	2	MVS25N4MF2A	46,288,000	2
MVS32	3200	50	MVS32N3MF2A	43,220,100	2	MVS32N4MF2A	54,674,400	2
MVS40	4000	50	MVS40N3MF2A	77,255,200	2	MVS40N4MF2A	92,449,500	2
Tipe drawout								
MVS08	800	50	MVS08N3MD2A	29,882,600	2	MVS08N4MD2A	45,268,300	2
MVS10	1000	50	MVS10N3MD2A	31,479,800	2	MVS10N4MD2A	47,513,400	2
MVS12	1250	50	MVS12N3MD2A	31,939,600	2	MVS12N4MD2A	49,628,700	2
MVS16	1600	50	MVS16N3MD2A	41,620,700	2	MVS16N4MD2A	53,511,700	2
MVS20	2000	50	MVS20N3MD2A	46,957,900	2	MVS20N4MD2A	64,845,000	2
MVS25	2500	50	MVS25N3MD2A	55,794,200	2	MVS25N4MD2A	75,438,000	2
MVS32	3200	50	MVS32N3MD2A	59,940,100	2	MVS32N4MD2A	83,824,400	2
MVS40	4000	50	MVS40N3MD2A	104,755,200	2	MVS40N4MD2A	130,949,500	2

Catatan :

- (1) Untuk MVS dengan 5.0A trip unit; tambahkan harga 8,250,000 IDR ke above MVS dengan 2.0A harga; referensi perubahan MVS08N3MF2A -> MVS08N3MF5A
- (2) Untuk MVS dengan 6.0A trip unit; tambahkan harga 11,000,000 IDR ke above MVS dengan 2.0A harga; referensi perubahan MVS08N3MF2A -> MVS08N3MF6A
- (3) Apabila arus < 20% In, harus ditambahkan external power supply AD module agar ammeter dapat berfungsi.
- (4) Untuk MVS dengan 5.0V / 6.0V untuk harga, silahkan hubungi kami

ET 2.0A/5.0A/6.0A



Kapasitor VarPlus (Heavy Duty)

Kapasitor Untuk Jaringan Berharmonik

PTPFC

Aplikasi

Kapasitor jenis H-duty didesain khusus untuk jaringan 400/415 V, yang terpolusi oleh harmonik tersedia dalam 2 pilihan bentuk : VarPlus Can (silinder) dan VarPlus Box (kotak)


VarPlus Can (Hduty), Tegangan Jaringan 400 V (Maks. 440 V)



VarPlus Can

Daya Reaktif (kVAR)	Kode Dimensi	Referensi	Harga (Rp)	SS
10.4	MC	BLRCH104A125B40	1,355,750	1
12.5	RC	BLRCH125A150B40	1,595,000	2
15	RC	BLRCH150A180B40	1,833,700	1
20	TC	BLRCH200A240B40	2,256,650	1
25	TC	BLRCH250A300B40	2,545,950	1
50	YC	BLRCH500A000B40	4,527,600	1

VarPlus Box (HDuty), Tegangan Jaringan 400 V (Maks. 440 V)



VarPlus Box


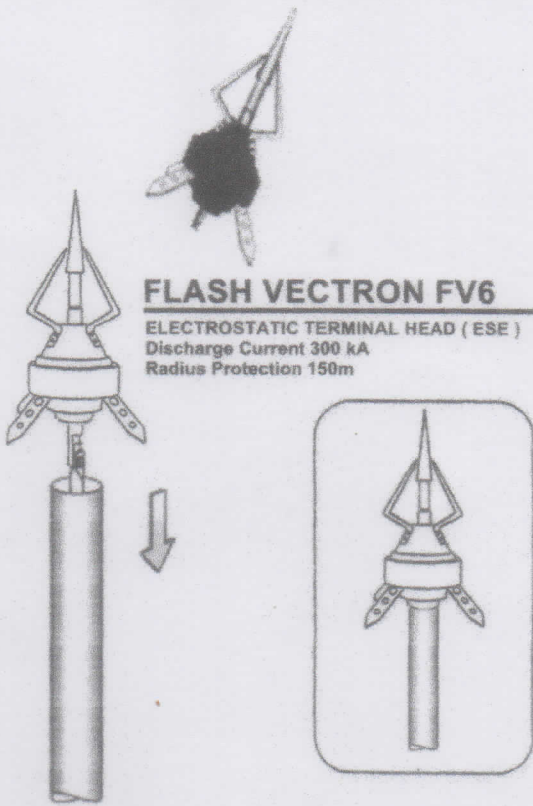
Daya Reaktif (kVAR)	Kode Dimensi	Referensi	Harga (Rp)	SS
25	GB	BLRBH250A300B40	2,863,300	2
41	IB	BLRBH417A500B40	4,654,100	1
50	IB	BLRBH500A000B40	5,472,500	1

Karakteristik Teknis

Standards	IEC 60831-1/-2
Toleransi kelebihan tegangan	1.1 x Un (8 Jam/hari)
Toleransi kelebihan arus	1.8 x In
Tegangan	400 Vac
Frekuensi	50 / 60 Hz
Arus Inrush Puncak	250 x In
Suhu	-25 ⁰ - 55 ⁰ C
Pemasangan	Tegak Lurus (Can/Box) atau mendatar (Can), Indoor
Toleransi kapasitansi	-5%, +10%

4. TERMINAL HEAD FLASH VECTRON™

Installation Manual



Early Streamer Emission Lightning Conductor
FLASH VECTRON™

FLASH VECTRON™ TYPE

Kami mempunyai 2 design rancangan terminal anti petir. Kedua rancangan ini disesuaikan dengan kebutuhan konstruksi yang ada dan dirancang khusus untuk daerah Tropis.

Flash Vectron Type :

- Flash Vectron FV3
- Flash Vectron FV6

Tabel 1. Radius Perlindungan Standart

H (m)	3	4	5	6	7	8	9	10	11
FV3	67	78	87	95	103	110	117	123	174
FV6	95	110	123	135	146	156	166	175	247


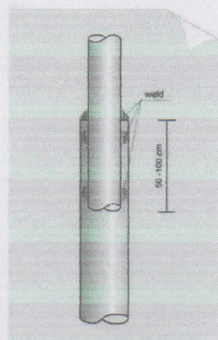
Tabel 2. Radius Perlindungan Resiko Tinggi

H (m)	3	4	5	6	7	8	9	10	11
FV3	53	62	69	76	82	88	93	98	139
FV6	76	88	98	108	116	124	132	140	197

Bila daerah yang dipasang Flash Vectron memiliki curah petir kurang dari 20 sambaran pertahun perkilometer, maka gunakan tabel 1. Dan bila melebihi angka yang ditetapkan gunakan tabel 2.

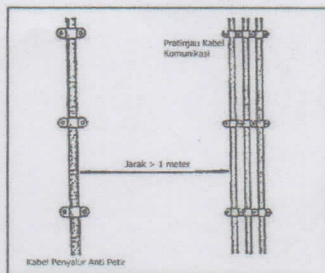
3. Tiang Penyangga

A. Tiang Tunggal / Monopole Freestanding

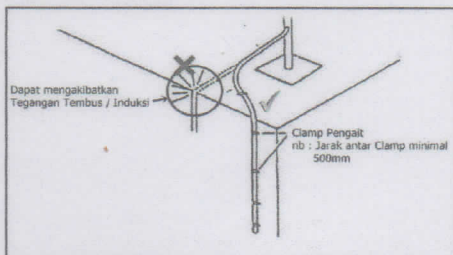


2. Instalasi Kabel

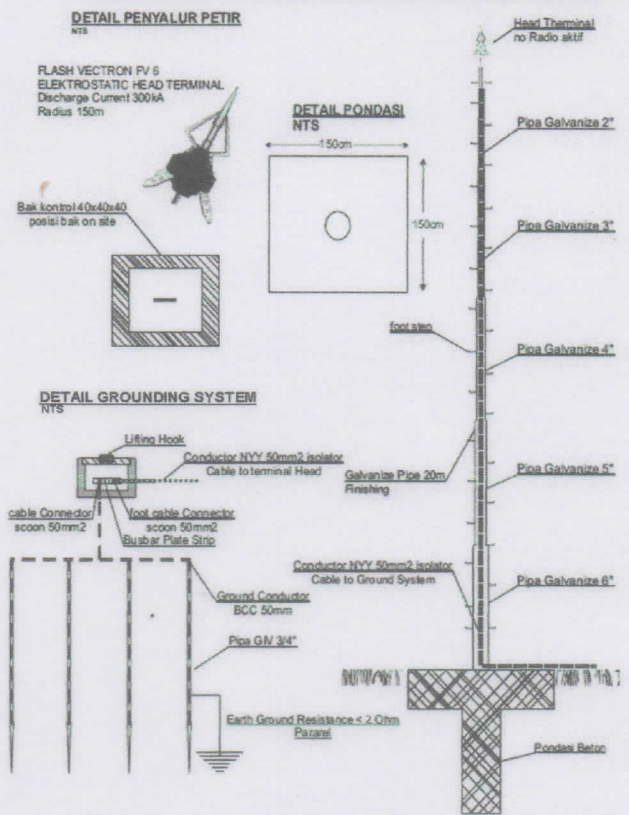
- a. Jalur Kabel sependek mungkin
Pertimbangan : Tahanan bahan rendah ; hemat
- b. Diameter kabel minimal 50 mm²
- c. Menghindari instalasi kabel lain minimal 1 mtr



- d. Hindari Belokan 90°



MONOPOLE FREESTANDING INSTALLATION



Instalasi Diatas Bangunan

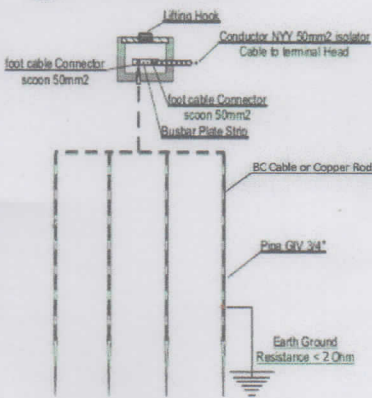


FLASH VECTRON FV6
ELECTROSTATIC HEAD TERMINAL (ESE)
Discharge Current 300kA
Protection Radius 150m

Bak kontrol 40x40x40
posisi bak on site



DETAIL GROUNDING SYSTEM

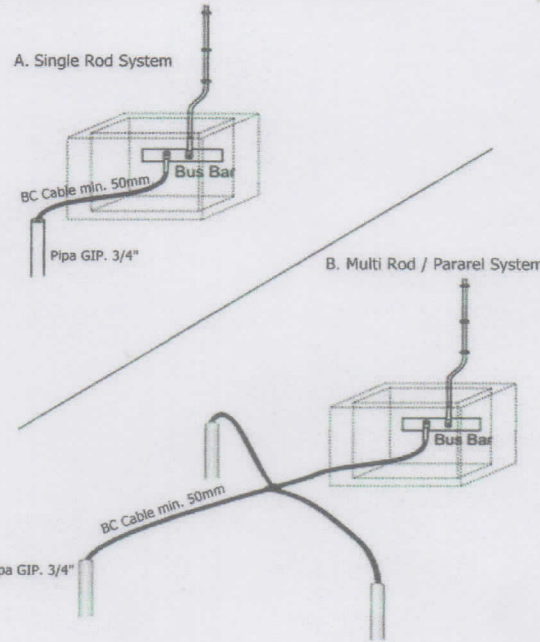


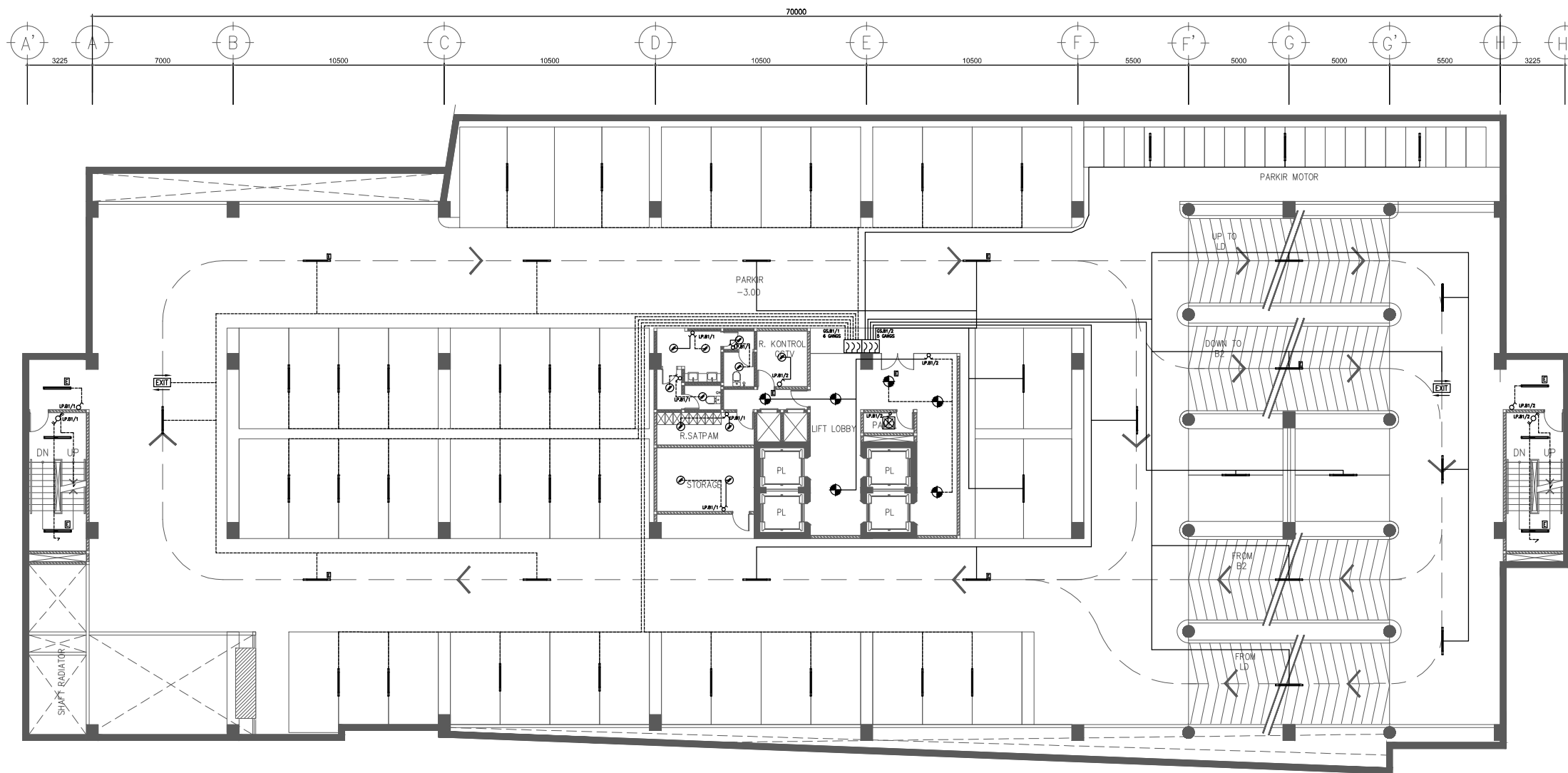
Dasar Pemasangan Anti Petir :

1. Pentanahan / Grounding
2. Instalasi Kabel Penyalur
3. Tiang Penyangga
4. Head Terminal Petir

1. Pentanahan / Grounding


Maximal Resistansi 2 Ohm (Flash Vectron Standard)



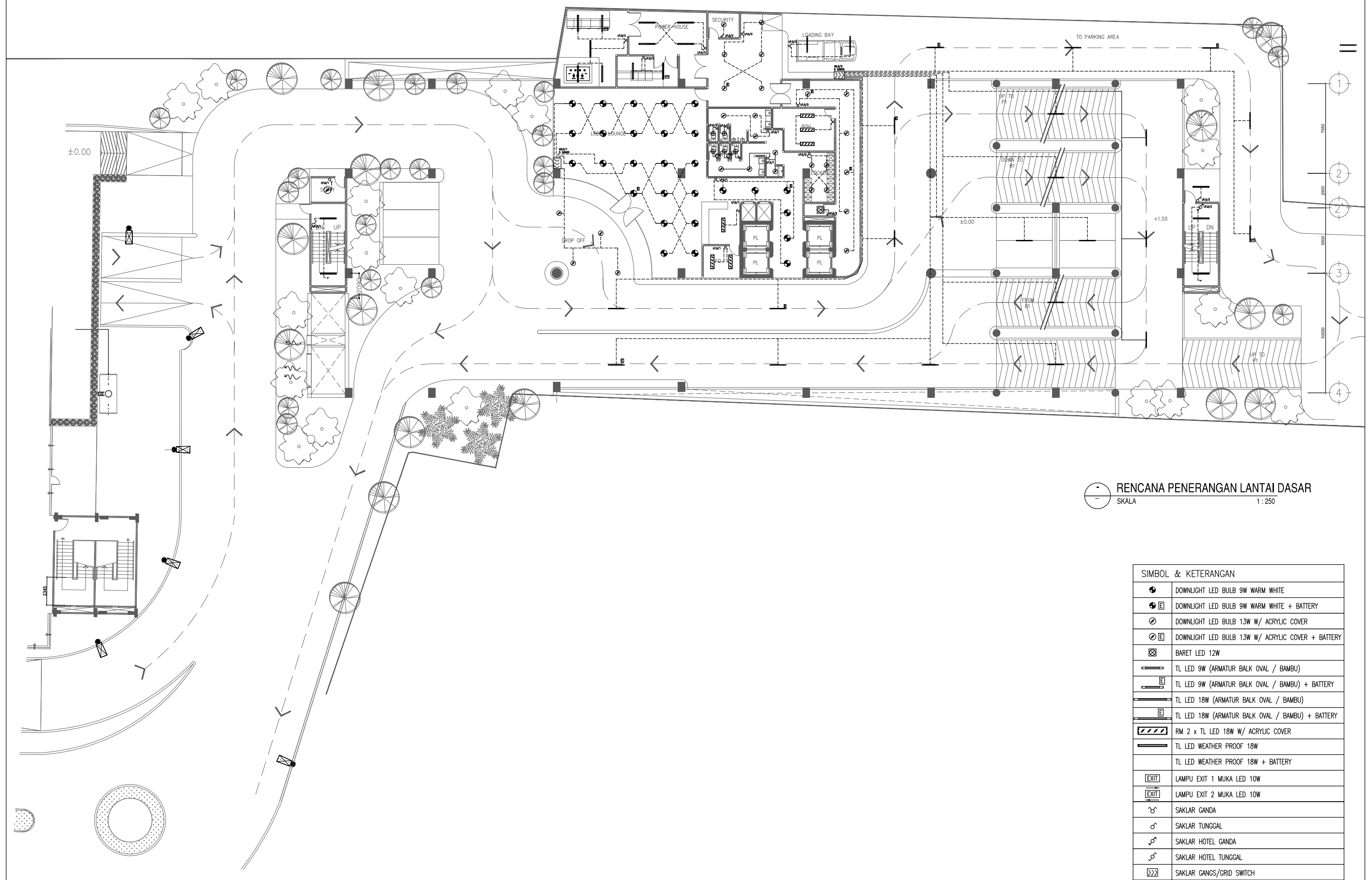


SIMBOL & KETERANGAN	
	DOWNLIGHT LED BULB 9W WARM WHITE
	DOWNLIGHT LED BULB 9W WARM WHITE + BATTERY
	DOWNLIGHT LED BULB 13W W/ ACRYLIC COVER
	DOWNLIGHT LED BULB 13W W/ ACRYLIC COVER + BATTERY
	BARET LED 12W
	TL LED 9W (ARMATUR BALK OVAL / BAMBU)
	TL LED 9W (ARMATUR BALK OVAL / BAMBU) + BATTERY
	TL LED 18W (ARMATUR BALK OVAL / BAMBU)
	TL LED 18W (ARMATUR BALK OVAL / BAMBU) + BATTERY
	RM 2 x TL LED 18W W/ ACRYLIC COVER
	TL LED WEATHER PROOF 18W
	TL LED WEATHER PROOF 18W + BATTERY
	LAMPU EXIT 1 MUKA LED 10W
	LAMPU EXIT 2 MUKA LED 10W
	SAKLAR GANDA
	SAKLAR TUNGGAL
	SAKLAR HOTEL GANDA
	SAKLAR HOTEL TUNGGAL
	SAKLAR GANGS/GRID SWITCH

RENCANA PENERANGAN LANTAI BASEMENT 1
SKALA 1 : 250

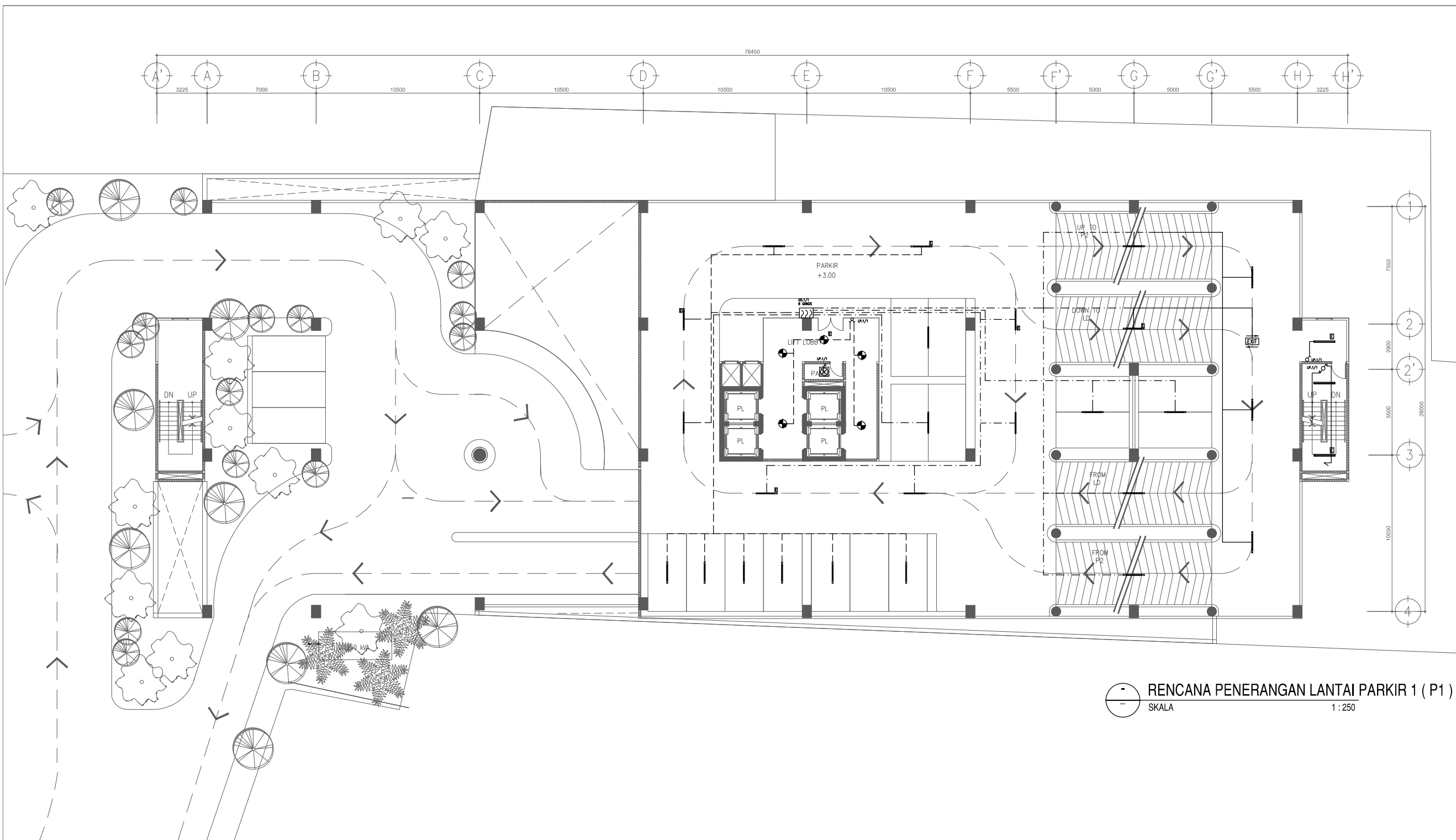


PROPERTY LINE



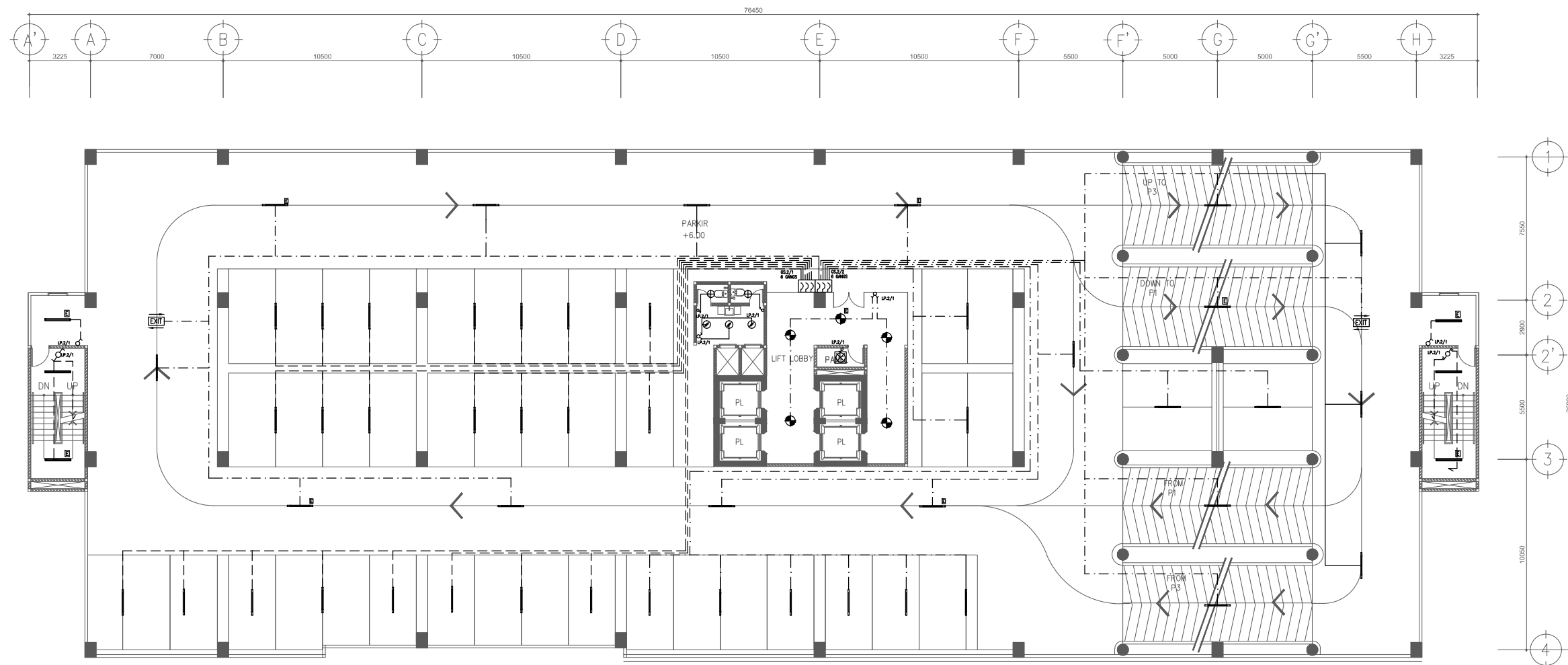
RENCANA PENERANGAN LANTAI DASAR
SKALA 1:250

SIMBOL & KETERANGAN	
	DOWNLIGHT LED BULB 9W WARM WHITE
	DOWNLIGHT LED BULB 9W WARM WHITE + BATTERY
	DOWNLIGHT LED BULB 13W W/ ACRYLIC COVER
	DOWNLIGHT LED BULB 13W W/ ACRYLIC COVER + BATTERY
	BARET LED 12W
	TL LED 9W (ARMATUR BALK OVAL / BAMBU)
	TL LED 9W (ARMATUR BALK OVAL / BAMBU) + BATTERY
	TL LED 18W (ARMATUR BALK OVAL / BAMBU)
	TL LED 18W (ARMATUR BALK OVAL / BAMBU) + BATTERY
	RM 2 x TL LED 18W W/ ACRYLIC COVER
	TL LED WEATHER PROOF 18W
	TL LED WEATHER PROOF 18W + BATTERY
	LAMPU EXIT 1 MUKA LED 10W
	LAMPU EXIT 2 MUKA LED 10W
	SAKLAR GANDA
	SAKLAR TUNGGAL
	SAKLAR HOTEL GANDA
	SAKLAR HOTEL TUNGGAL
	SAKLAR GANGS/GRID SWITCH



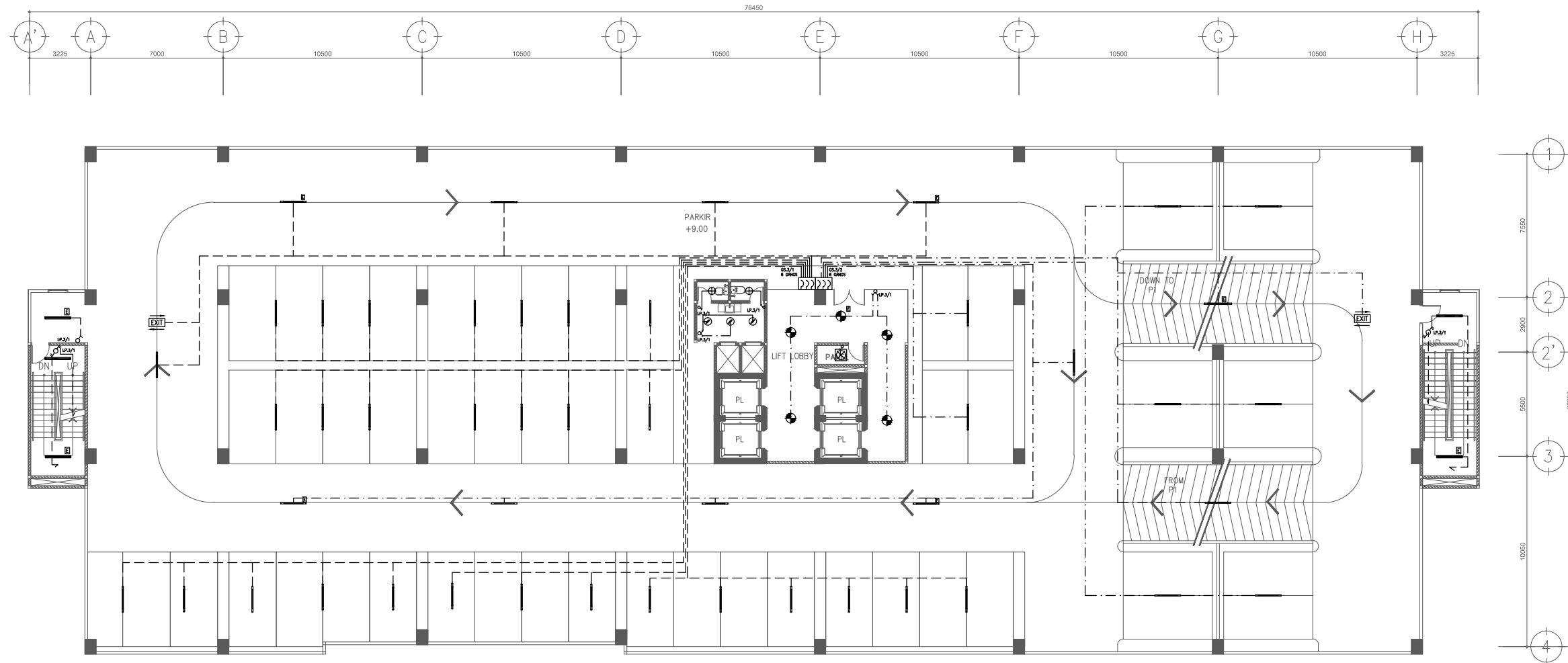
SIMBOL & KETERANGAN	
	DOWNLIGHT LED BULB 9W WARM WHITE
	DOWNLIGHT LED BULB 9W WARM WHITE + BATTERY
	DOWNLIGHT LED BULB 13W W/ ACRYLIC COVER
	DOWNLIGHT LED BULB 13W W/ ACRYLIC COVER + BATTERY
	BARET LED 12W
	TL LED 9W (ARMATUR BALK OVAL / BAMBU)
	TL LED 9W (ARMATUR BALK OVAL / BAMBU) + BATTERY
	TL LED 18W (ARMATUR BALK OVAL / BAMBU)
	TL LED 18W (ARMATUR BALK OVAL / BAMBU) + BATTERY
	RM 2 x TL LED 18W W/ ACRYLIC COVER
	TL LED WEATHER PROOF 18W
	TL LED WEATHER PROOF 18W + BATTERY
	LAMPU EXIT 1 MUKA LED 10W
	LAMPU EXIT 2 MUKA LED 10W
	SAKLAR GANDA
	SAKLAR TUNGGAL
	SAKLAR HOTEL GANDA
	SAKLAR HOTEL TUNGGAL
	SAKLAR GANGS/GRID SWITCH

RENCANA PENERANGAN LANTAI PARKIR 1 (P1)
 SKALA 1 : 250



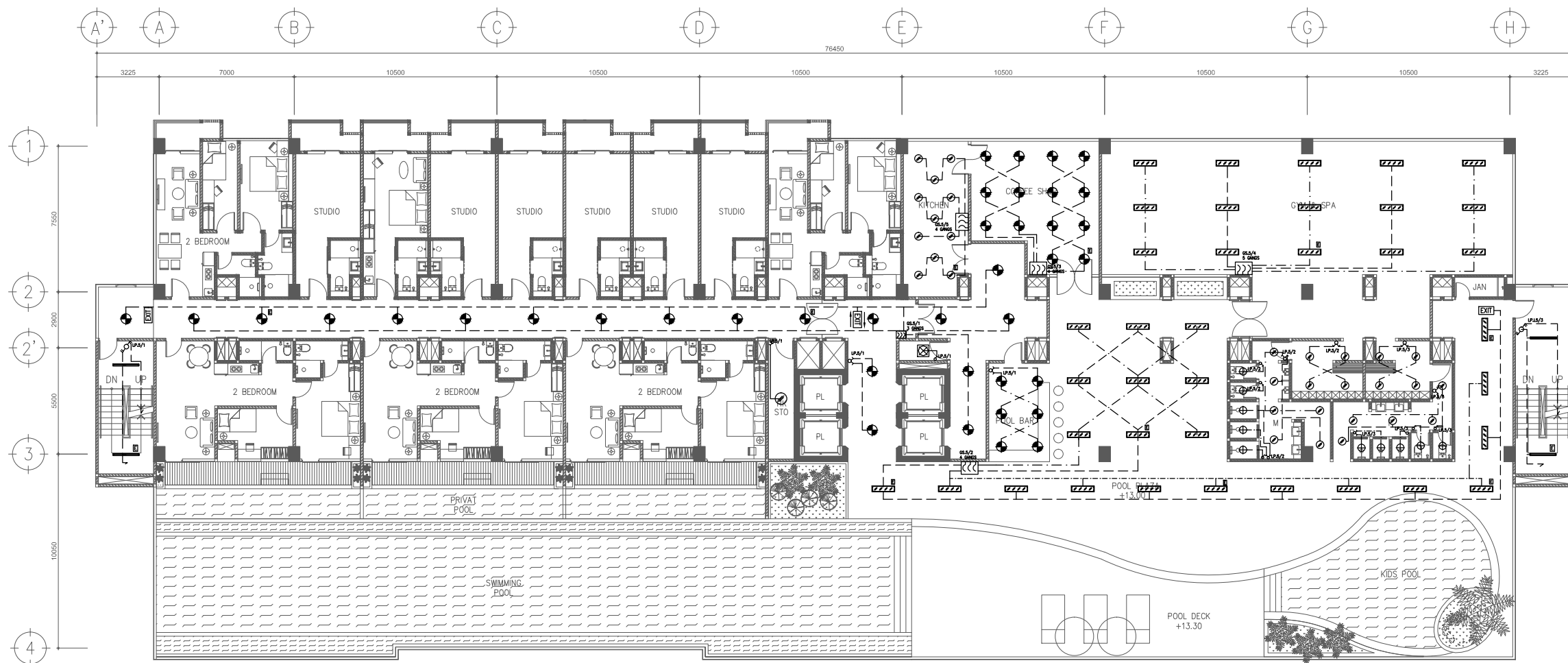
SIMBOL & KETERANGAN	
	DOWNLIGHT LED BULB 9W WARM WHITE
	DOWNLIGHT LED BULB 9W WARM WHITE + BATTERY
	DOWNLIGHT LED BULB 13W W/ ACRYLIC COVER
	DOWNLIGHT LED BULB 13W W/ ACRYLIC COVER + BATTERY
	BARET LED 12W
	TL LED 9W (ARMATUR BALK OVAL / BAMBU)
	TL LED 9W (ARMATUR BALK OVAL / BAMBU) + BATTERY
	TL LED 18W (ARMATUR BALK OVAL / BAMBU)
	TL LED 18W (ARMATUR BALK OVAL / BAMBU) + BATTERY
	RM 2 x TL LED 18W W/ ACRYLIC COVER
	TL LED WEATHER PROOF 18W
	TL LED WEATHER PROOF 18W + BATTERY
	LAMPU EXIT 1 MUKA LED 10W
	LAMPU EXIT 2 MUKA LED 10W
	SAKLAR GANDA
	SAKLAR TUNGGAL
	SAKLAR HOTEL GANDA
	SAKLAR HOTEL TUNGGAL
	SAKLAR GANGS/GRID SWITCH

RENCANA PENERANGAN LANTAI PARKIR 2 (P2)
 SKALA 1 : 250



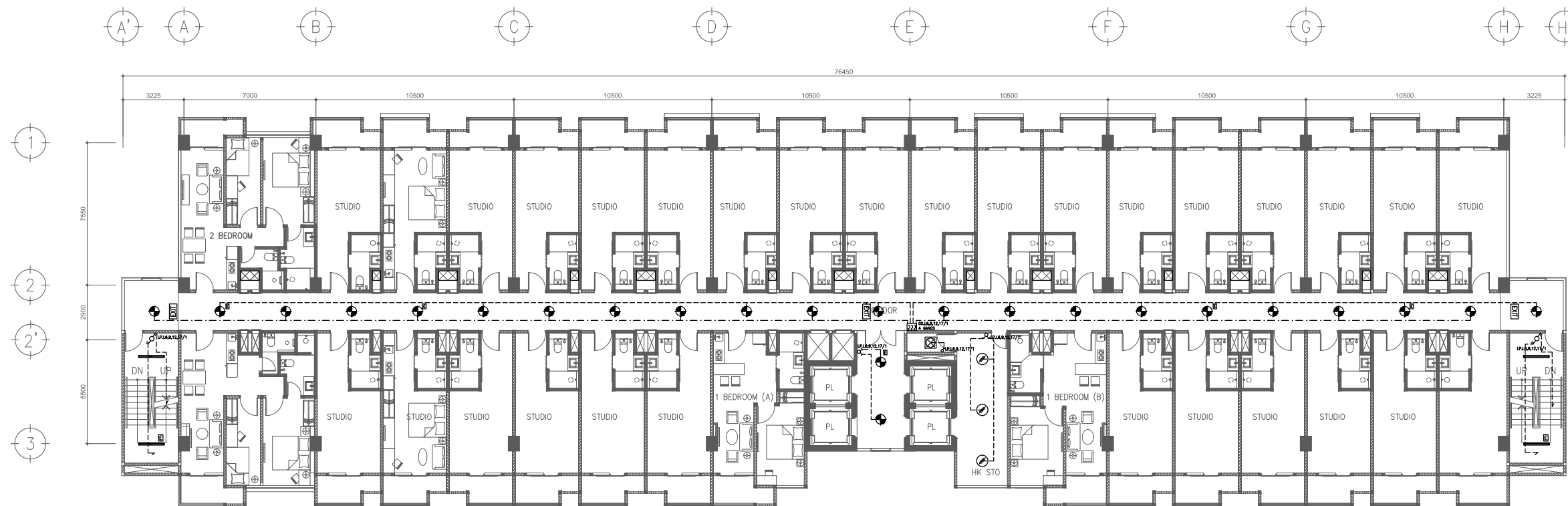
SIMBOL & KETERANGAN	
	DOWNLIGHT LED BULB 9W WARM WHITE
	DOWNLIGHT LED BULB 9W WARM WHITE + BATTERY
	DOWNLIGHT LED BULB 13W W/ ACRYLIC COVER
	DOWNLIGHT LED BULB 13W W/ ACRYLIC COVER + BATTERY
	BARET LED 12W
	TL LED 9W (ARMATUR BALK OVAL / BAMBU)
	TL LED 9W (ARMATUR BALK OVAL / BAMBU) + BATTERY
	TL LED 18W (ARMATUR BALK OVAL / BAMBU)
	TL LED 18W (ARMATUR BALK OVAL / BAMBU) + BATTERY
	RM 2 x TL LED 18W W/ ACRYLIC COVER
	TL LED WEATHER PROOF 18W
	TL LED WEATHER PROOF 18W + BATTERY
	LAMPU EXIT 1 MUKA LED 10W
	LAMPU EXIT 2 MUKA LED 10W
	SAKLAR GANDA
	SAKLAR TUNGGAL
	SAKLAR HOTEL GANDA
	SAKLAR HOTEL TUNGGAL
	SAKLAR GANGS/GRID SWITCH

RENCANA PENERANGAN LANTAI PARKIR 3 (P3)
 SKALA 1 : 250



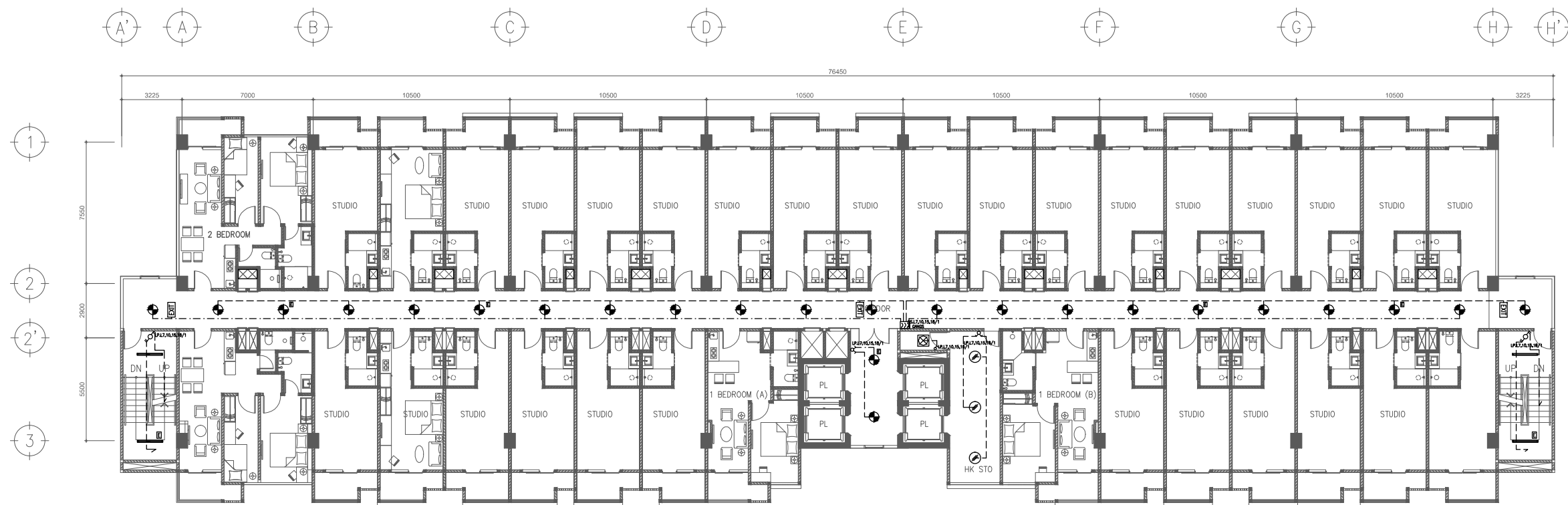
SIMBOL & KETERANGAN	
	DOWNLIGHT LED BULB 9W WARM WHITE
	DOWNLIGHT LED BULB 9W WARM WHITE + BATTERY
	DOWNLIGHT LED BULB 13W W/ ACRYLIC COVER
	DOWNLIGHT LED BULB 13W W/ ACRYLIC COVER + BATTERY
	BARET LED 12W
	TL LED 9W (ARMATUR BALK OVAL / BAMBU)
	TL LED 9W (ARMATUR BALK OVAL / BAMBU) + BATTERY
	TL LED 18W (ARMATUR BALK OVAL / BAMBU)
	TL LED 18W (ARMATUR BALK OVAL / BAMBU) + BATTERY
	RM 2 x TL LED 18W W/ ACRYLIC COVER
	TL LED WEATHER PROOF 18W
	TL LED WEATHER PROOF 18W + BATTERY
	LAMPU EXIT 1 MUKA LED 10W
	LAMPU EXIT 2 MUKA LED 10W
	SAKLAR GANDA
	SAKLAR TUNGGAL
	SAKLAR HOTEL GANDA
	SAKLAR HOTEL TUNGGAL
	SAKLAR GANGS/GRID SWITCH

RENCANA PENERANGAN LANTAI 5
 SKALA 1 : 250



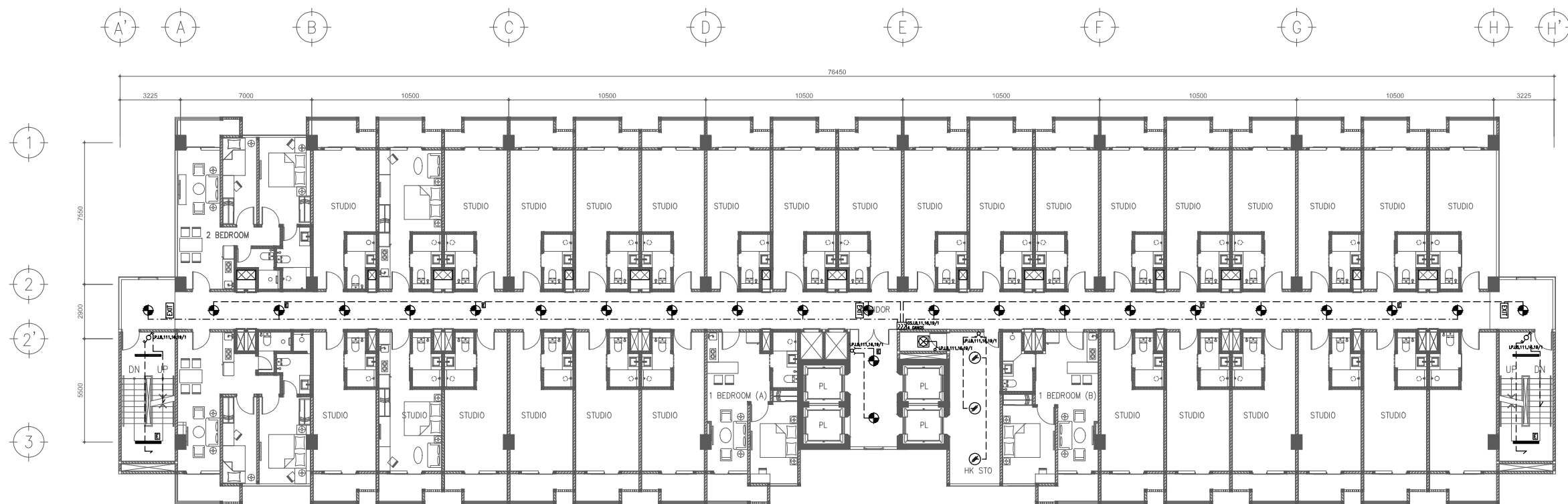
SIMBOL & KETERANGAN	
	DOWNLIGHT LED BULB 9W WARM WHITE
	DOWNLIGHT LED BULB 9W WARM WHITE + BATTERY
	DOWNLIGHT LED BULB 13W W/ ACRYLIC COVER
	DOWNLIGHT LED BULB 13W W/ ACRYLIC COVER + BATTERY
	BARET LED 12W
	TL LED 9W (ARMATUR BALK OVAL / BAMBU)
	TL LED 9W (ARMATUR BALK OVAL / BAMBU) + BATTERY
	TL LED 18W (ARMATUR BALK OVAL / BAMBU)
	TL LED 18W (ARMATUR BALK OVAL / BAMBU) + BATTERY
	RM 2 x TL LED 18W W/ ACRYLIC COVER
	TL LED WEATHER PROOF 18W
	TL LED WEATHER PROOF 18W + BATTERY
	LAMPU EXIT 1 MUKA LED 10W
	LAMPU EXIT 2 MUKA LED 10W
	SAKLAR GANDA
	SAKLAR TUNGGAL
	SAKLAR HOTEL GANDA
	SAKLAR HOTEL TUNGGAL
	SAKLAR GANGS/GRID SWITCH

RENCANA PENERANGAN LANTAI TYPICAL (6, 9, 12 & 17)
 SKALA 1 : 250



RENCANA PENERANGAN LANTAI TYPICAL 7, 10, 15 & 18
SKALA 1 : 250

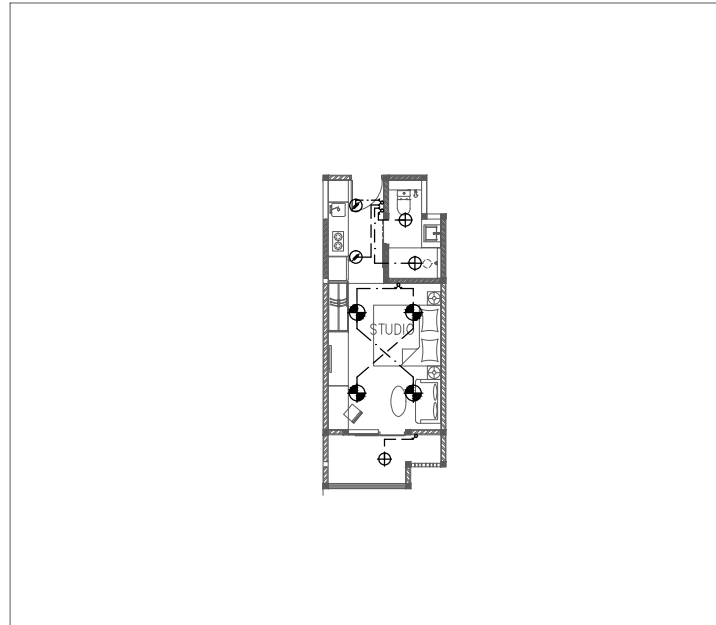
SIMBOL & KETERANGAN	
	DOWNLIGHT LED BULB 9W WARM WHITE
	DOWNLIGHT LED BULB 9W WARM WHITE + BATTERY
	DOWNLIGHT LED BULB 13W W/ ACRYLIC COVER
	DOWNLIGHT LED BULB 13W W/ ACRYLIC COVER + BATTERY
	BARET LED 12W
	TL LED 9W (ARMATUR BALK OVAL / BAMBU)
	TL LED 9W (ARMATUR BALK OVAL / BAMBU) + BATTERY
	TL LED 18W (ARMATUR BALK OVAL / BAMBU)
	TL LED 18W (ARMATUR BALK OVAL / BAMBU) + BATTERY
	RM 2 x TL LED 18W W/ ACRYLIC COVER
	TL LED WEATHER PROOF 18W
	TL LED WEATHER PROOF 18W + BATTERY
	LAMPU EXIT 1 MUKA LED 10W
	LAMPU EXIT 2 MUKA LED 10W
	SAKLAR GANDA
	SAKLAR TUNGGAL
	SAKLAR HOTEL GANDA
	SAKLAR HOTEL TUNGGAL
	SAKLAR GANGS/GRID SWITCH



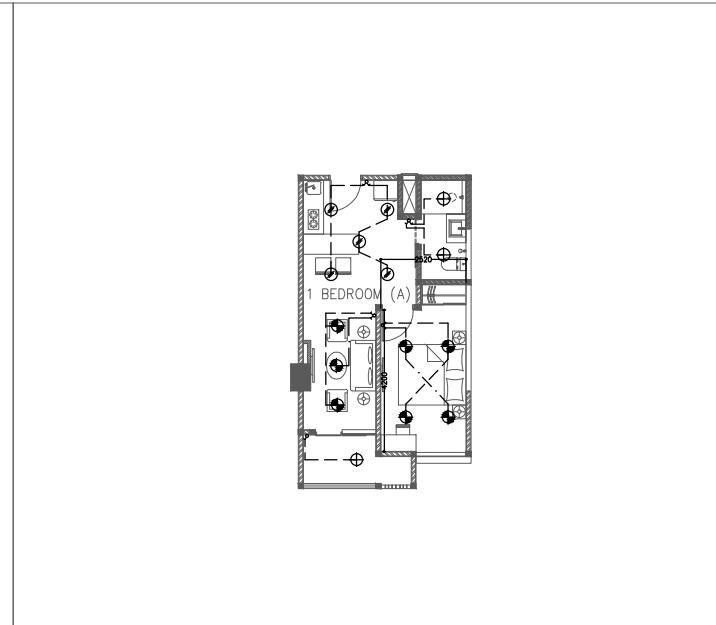
SIMBOL & KETERANGAN	
	DOWNLIGHT LED BULB 9W WARM WHITE
	DOWNLIGHT LED BULB 9W WARM WHITE + BATTERY
	DOWNLIGHT LED BULB 13W W/ ACRYLIC COVER
	DOWNLIGHT LED BULB 13W W/ ACRYLIC COVER + BATTERY
	BARET LED 12W
	TL LED 9W (ARMATUR BALK OVAL / BAMBU)
	TL LED 9W (ARMATUR BALK OVAL / BAMBU) + BATTERY
	TL LED 18W (ARMATUR BALK OVAL / BAMBU)
	TL LED 18W (ARMATUR BALK OVAL / BAMBU) + BATTERY
	RM 2 x TL LED 18W W/ ACRYLIC COVER
	TL LED WEATHER PROOF 18W
	TL LED WEATHER PROOF 18W + BATTERY
	LAMPU EXIT 1 MUKA LED 10W
	LAMPU EXIT 2 MUKA LED 10W
	SAKLAR GANDA
	SAKLAR TUNGGAL
	SAKLAR HOTEL GANDA
	SAKLAR HOTEL TUNGGAL
	SAKLAR GANGS/GRID SWITCH

RENCANA PENERANGAN LANTAI TYPICAL 8, 11, 16 & 19
 SKALA 1 : 250

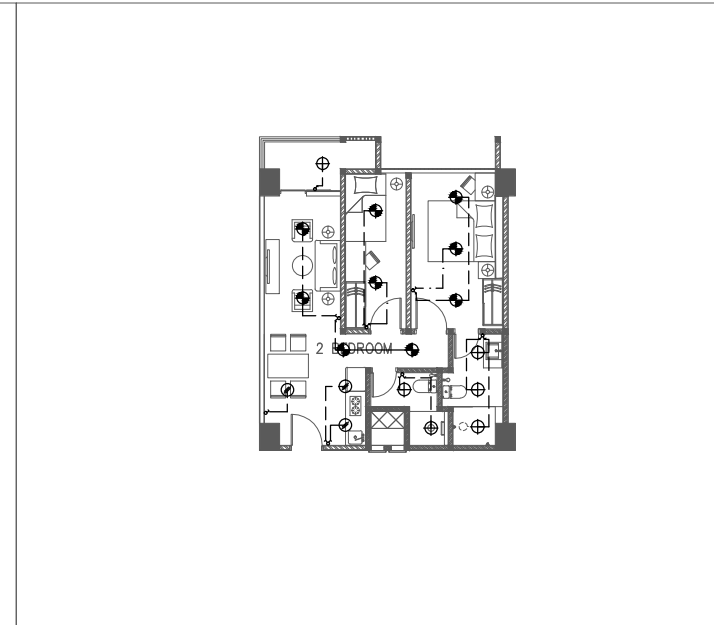
TYPE KAMAR 1



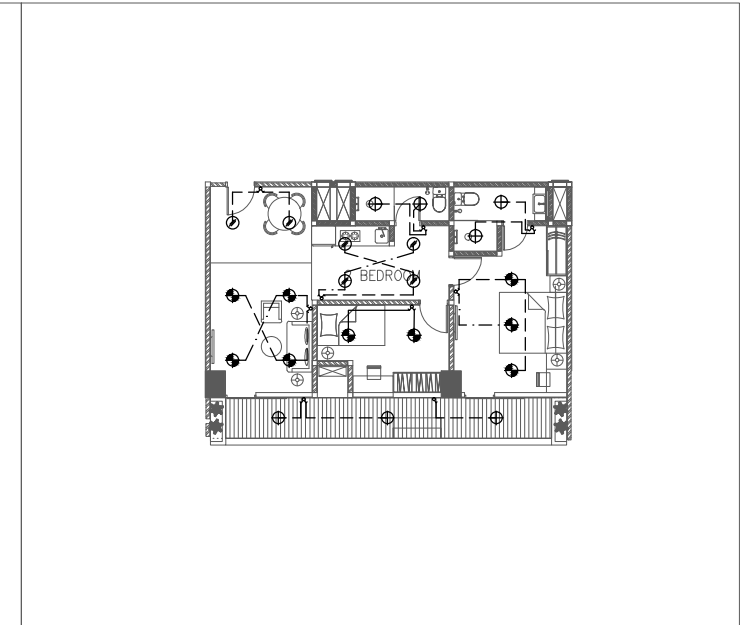
TYPE KAMAR 2



TYPE KAMAR 3



TYPE KAMAR 4

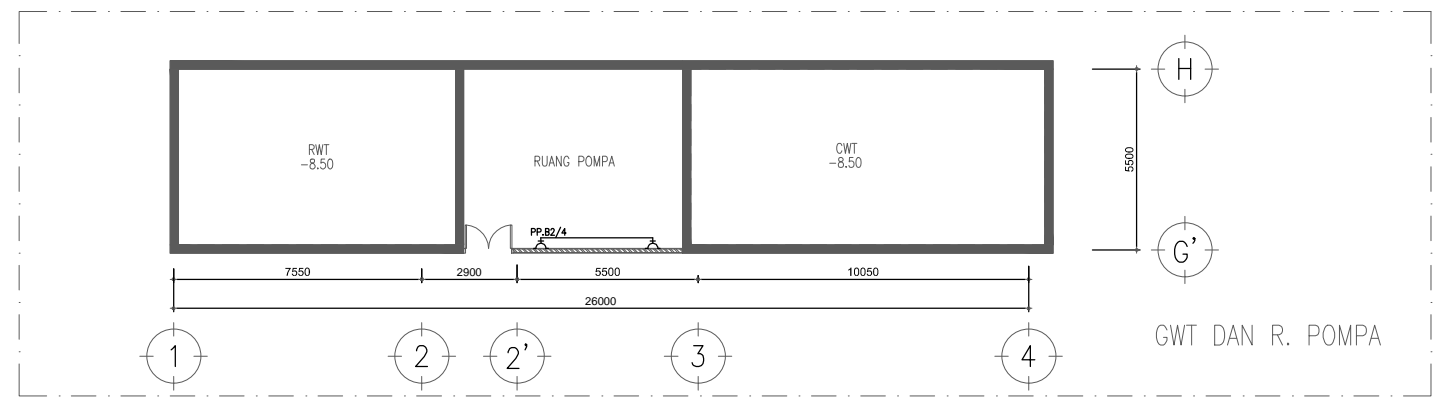
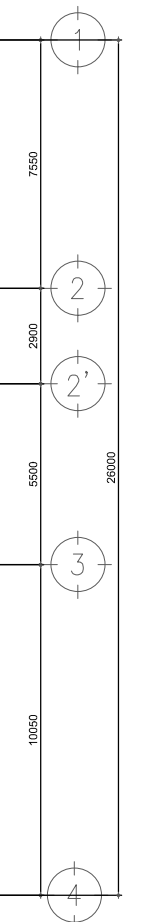
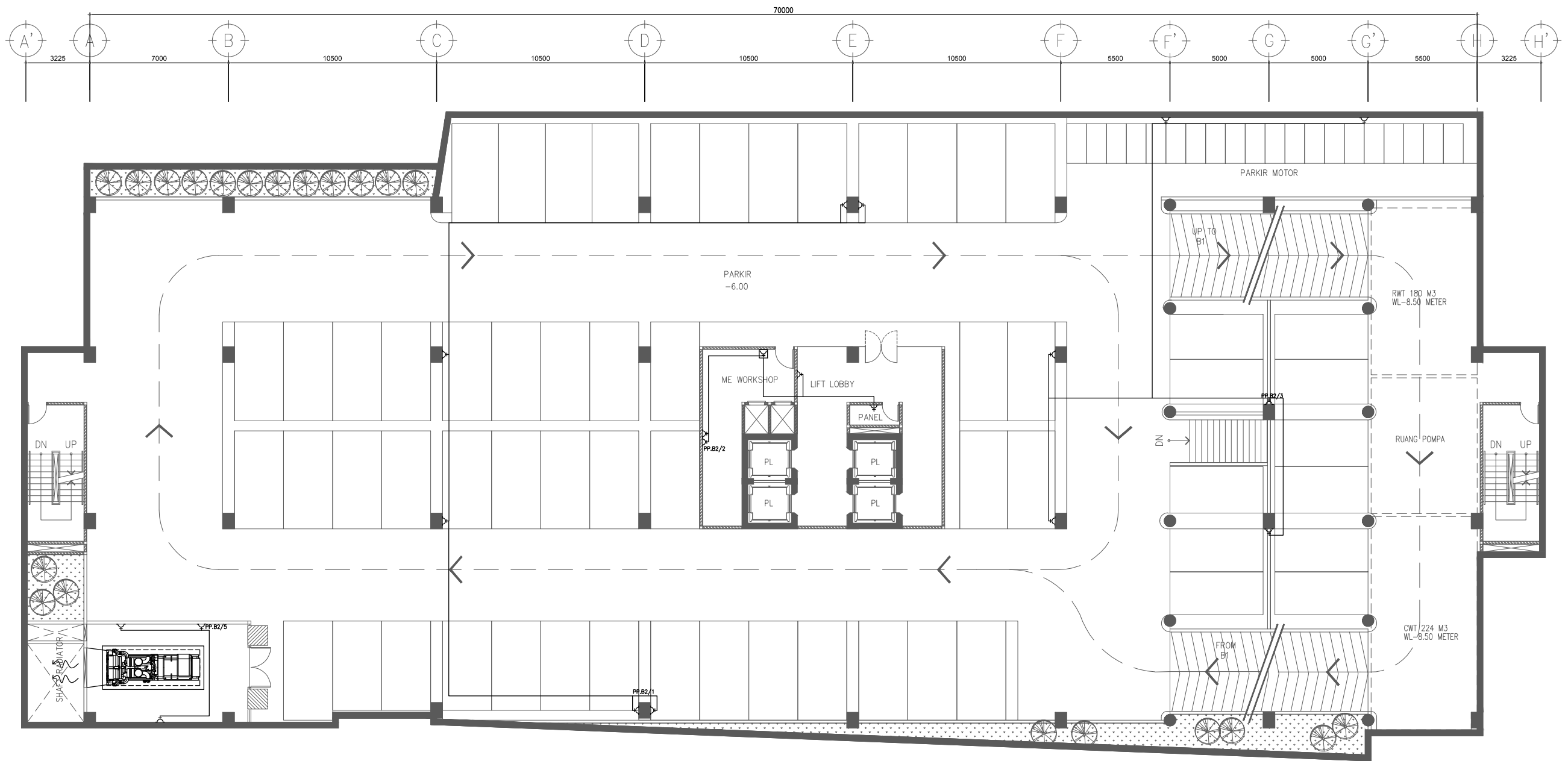


RENCANA PENERANGAN DETAIL KAMAR

SKALA

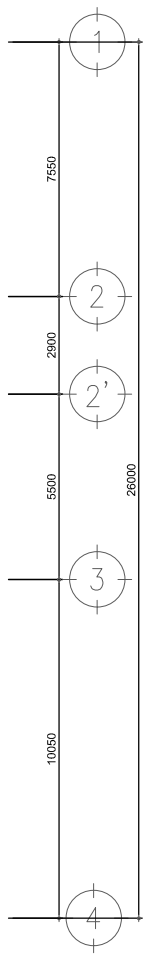
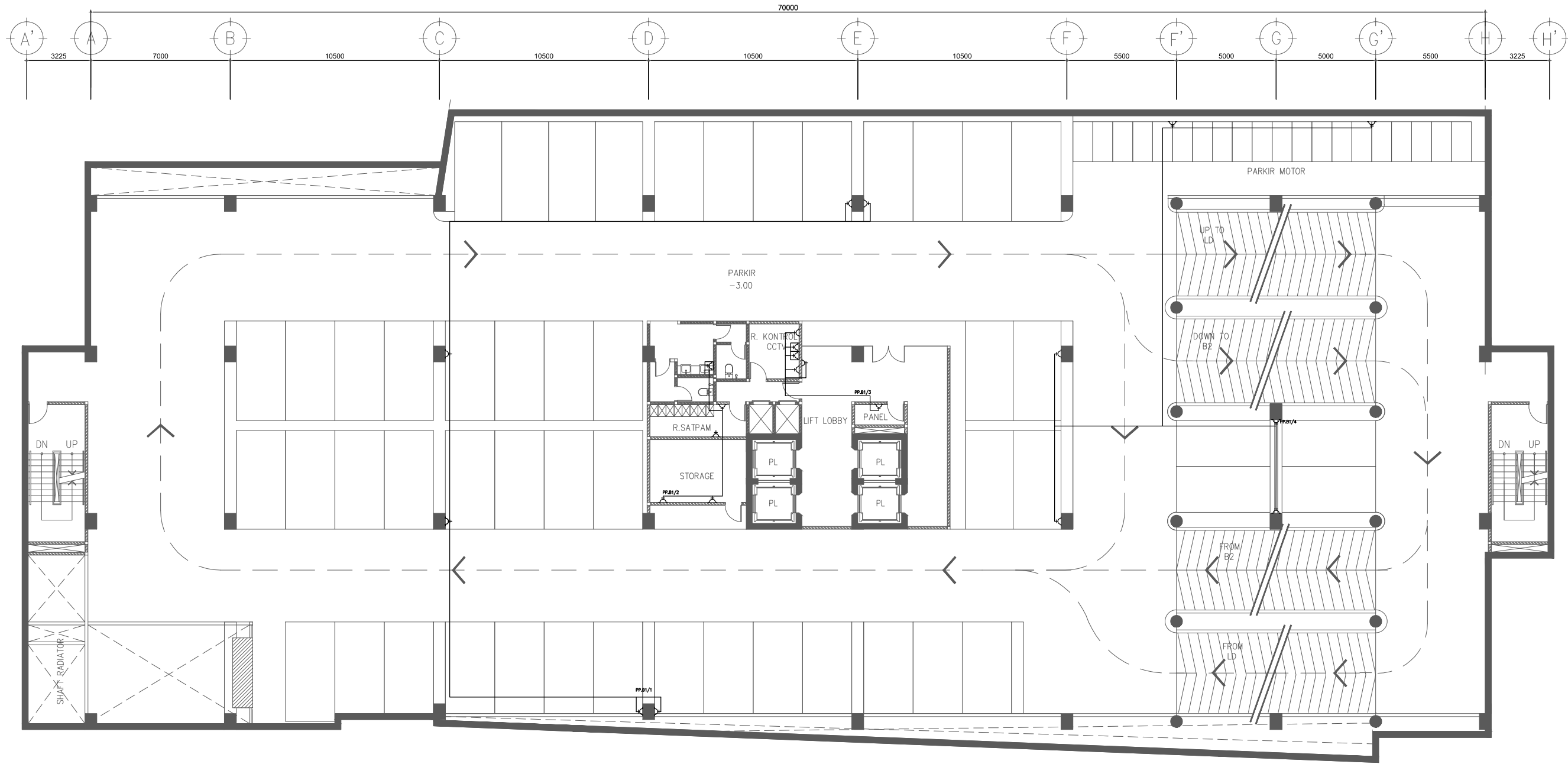
1 : 250

SIMBOL & KETERANGAN	
⊕	DOWNLIGHT LED BULB 13W WARM WHITE
⊙	DOWNLIGHT LED BULB 13W
⊕	DOWNLIGHT LED BULB 5W WARM WHITE
⊕	DOWNLIGHT LED BULB 9W COOL WHITE
⌚	SAKLAR GANDA
♂	SAKLAR TUNGGAL




SIMBOL & KETERANGAN	
	KOTAK KONTAK DINDING 1 FASA
	KOTAK KONTAK DINDING 1 FASA
	KOTAK KONTAK LANTAI 1 FASA

RENCANA KOTAK KONTAK LANTAI BASEMENT 2
 SKALA 1 : 250

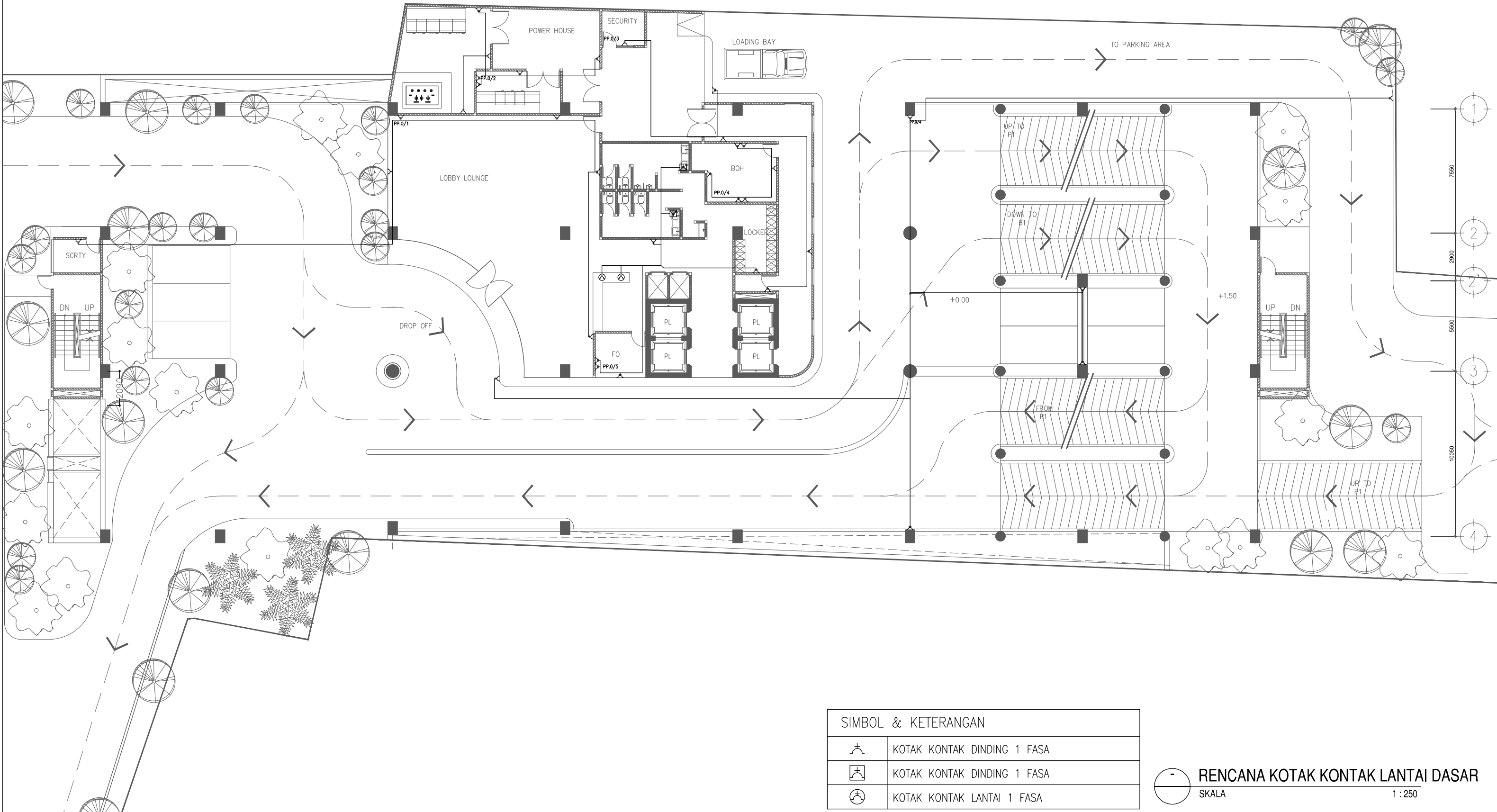


SIMBOL & KETERANGAN	
	KOTAK KONTAK DINDING 1 FASA
	KOTAK KONTAK DINDING 1 FASA
	KOTAK KONTAK LANTAI 1 FASA

RENCANA KOTAK KONTAK LANTAI BASEMENT 1
 SKALA 1 : 250

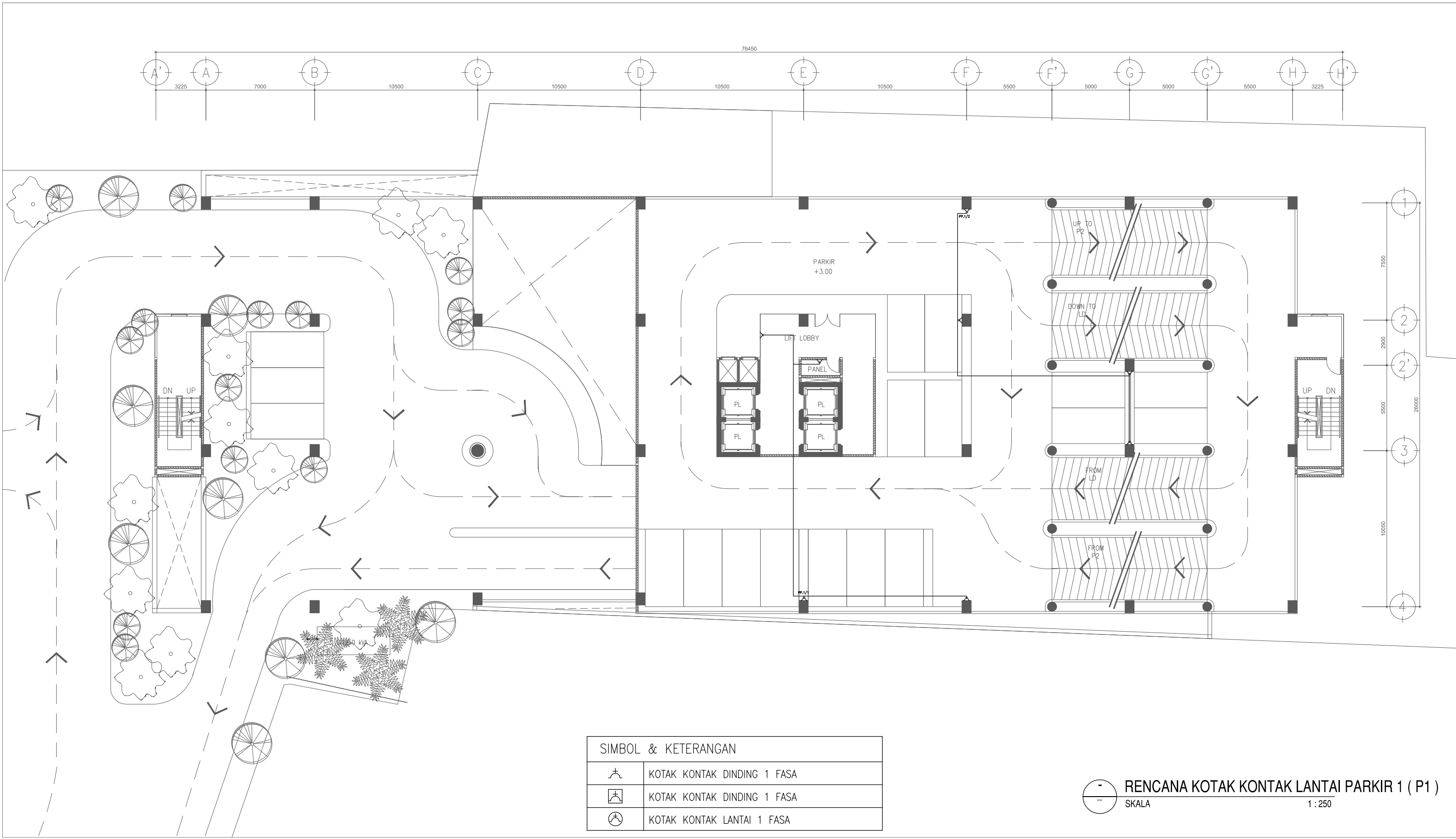


PROPERTY LINE



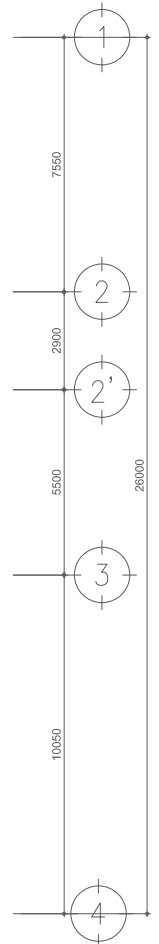
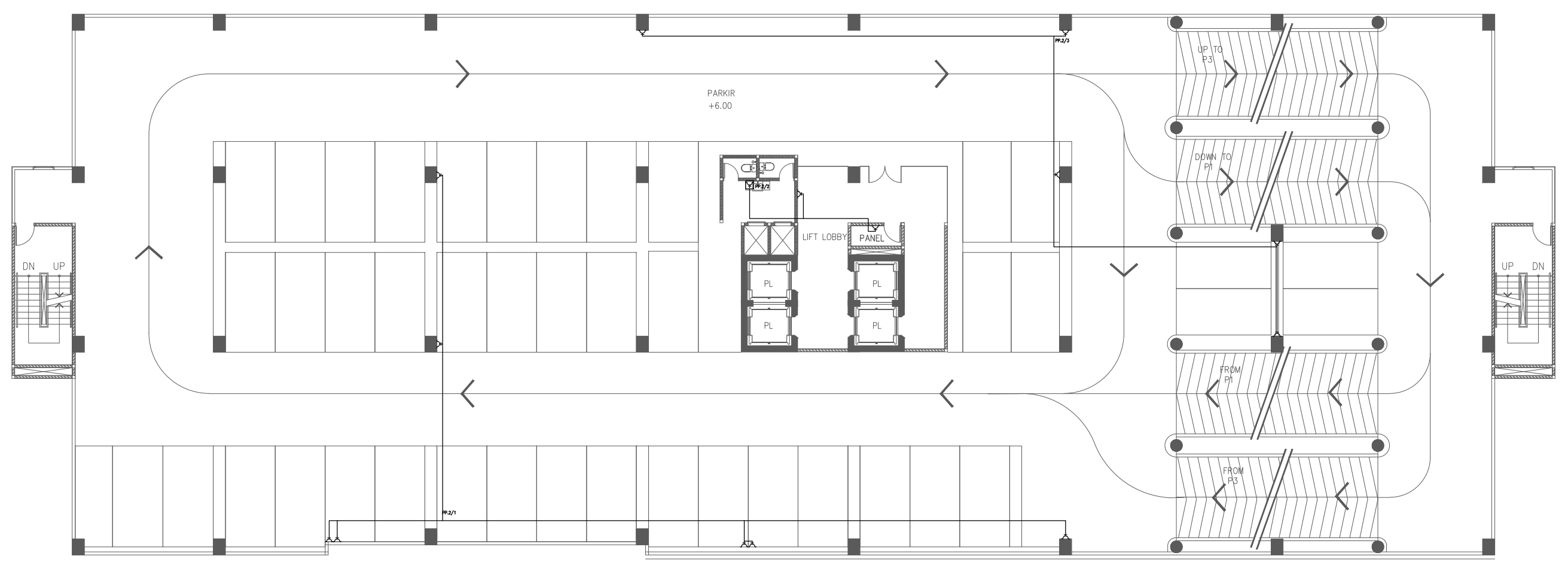

SIMBOL & KETERANGAN	
	KOTAK KONTAK DINDING 1 FASA
	KOTAK KONTAK DINDING 1 FASA
	KOTAK KONTAK LANTAI 1 FASA

RENCANA KOTAK KONTAK LANTAI DASAR
SKALA 1 : 250



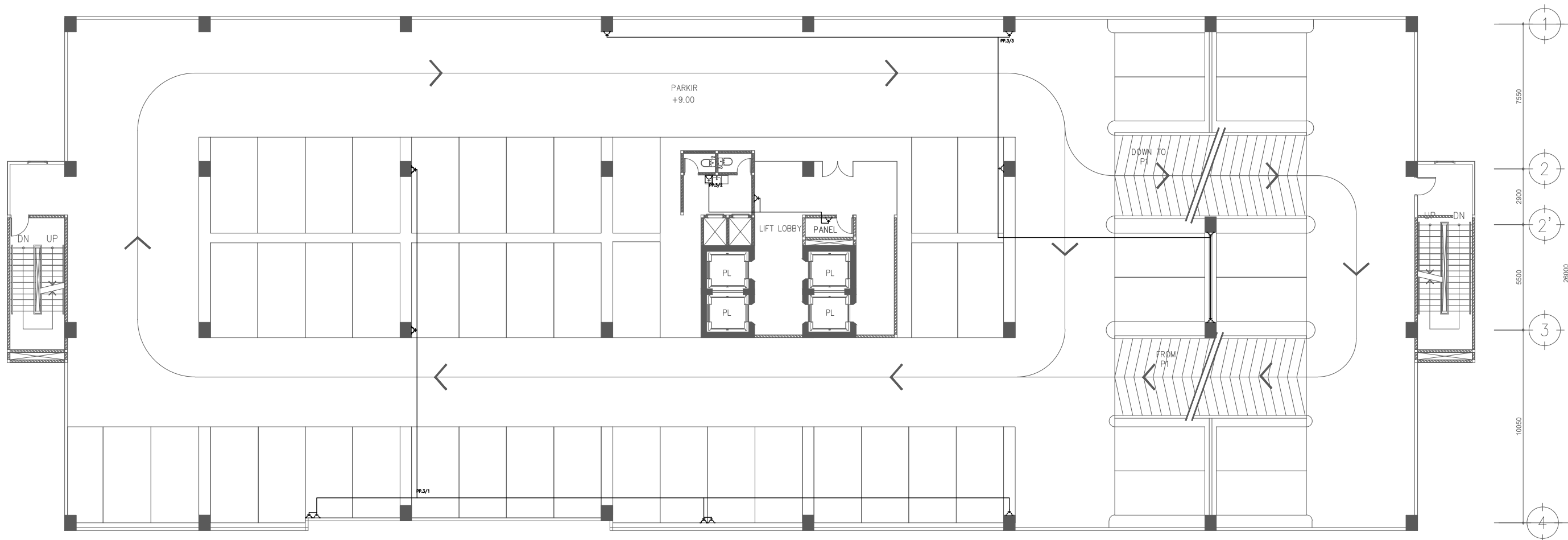

SIMBOL & KETERANGAN	
	KOTAK KONTAK DINDING 1 FASA
	KOTAK KONTAK DINDING 1 FASA
	KOTAK KONTAK LANTAI 1 FASA

RENCANA KOTAK KONTAK LANTAI PARKIR 1 (P1)
 SKALA 1 : 250



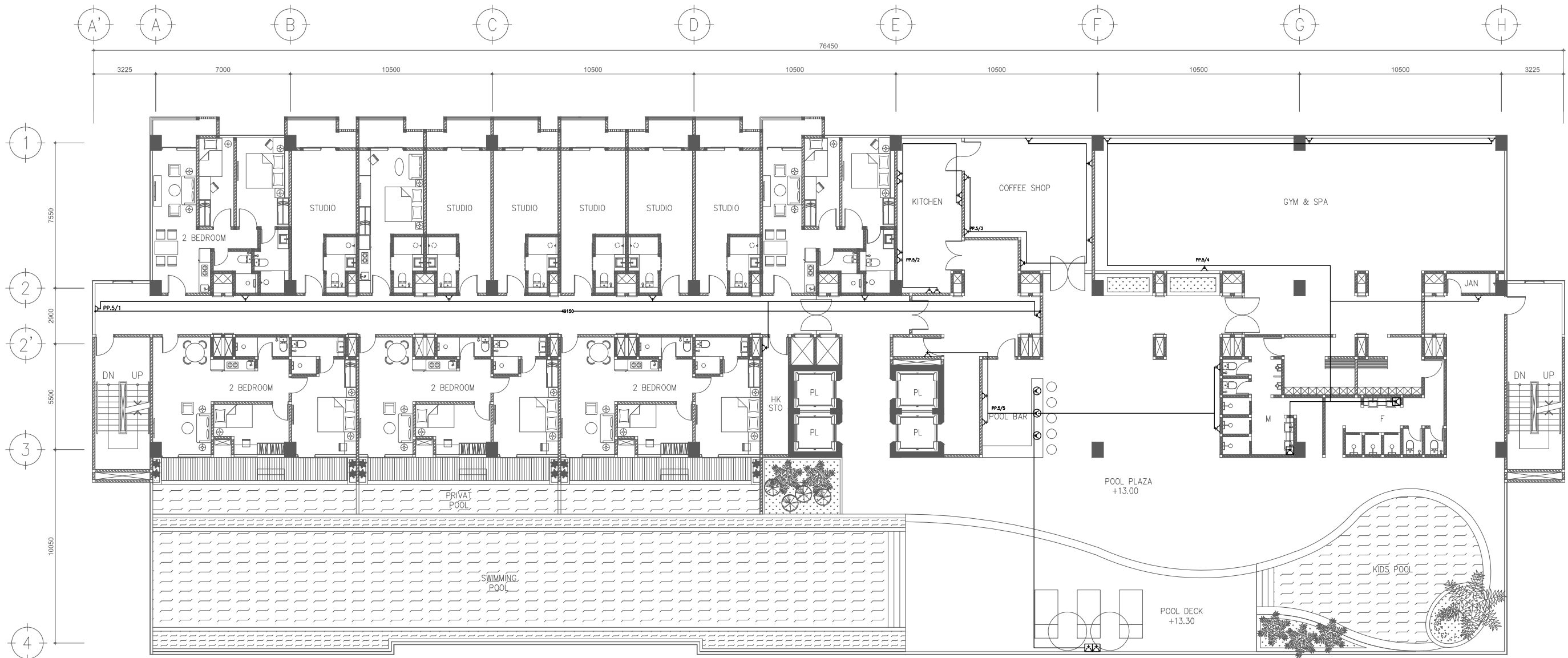
SIMBOL & KETERANGAN	
	KOTAK KONTAK DINDING 1 FASA
	KOTAK KONTAK DINDING 1 FASA
	KOTAK KONTAK LANTAI 1 FASA

RENCANA KOTAK KONTAK LANTAI PARKIR 2 (P2)
 SKALA 1 : 250



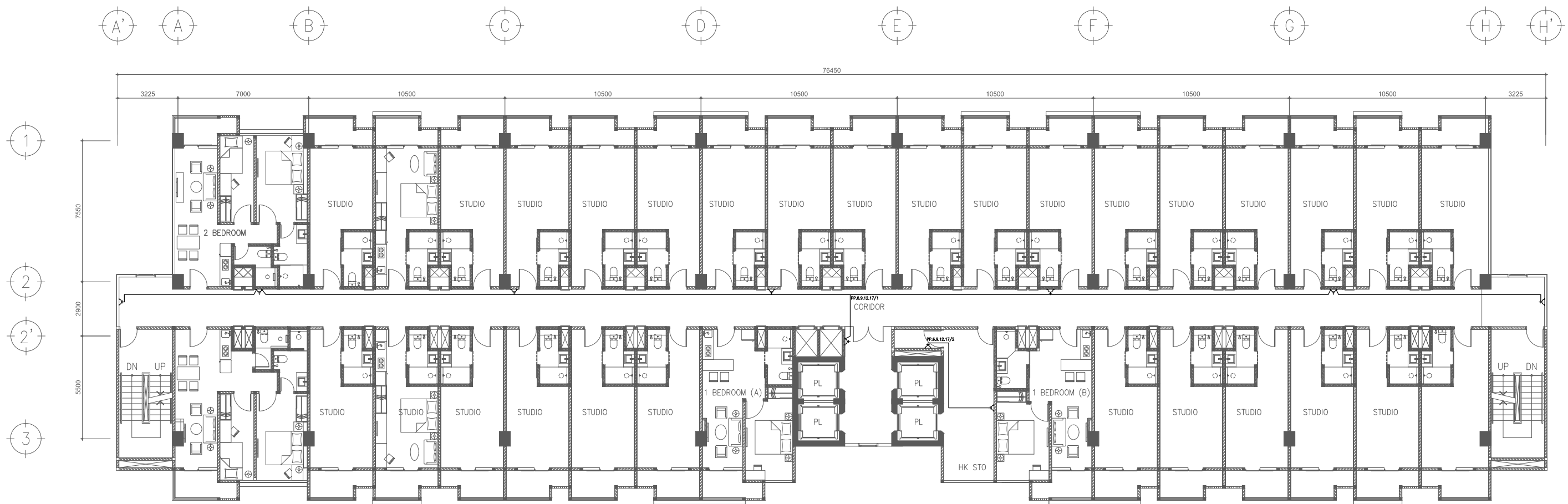
SIMBOL & KETERANGAN	
	KOTAK KONTAK DINDING 1 FASA
	KOTAK KONTAK DINDING 1 FASA
	KOTAK KONTAK LANTAI 1 FASA

RENCANA KOTAK KONTAK LANTAI PARKIR 3 (P3)
 SKALA 1 : 250



SIMBOL & KETERANGAN	
	KOTAK KONTAK DINDING 1 FASA
	KOTAK KONTAK DINDING 1 FASA
	KOTAK KONTAK LANTAI 1 FASA

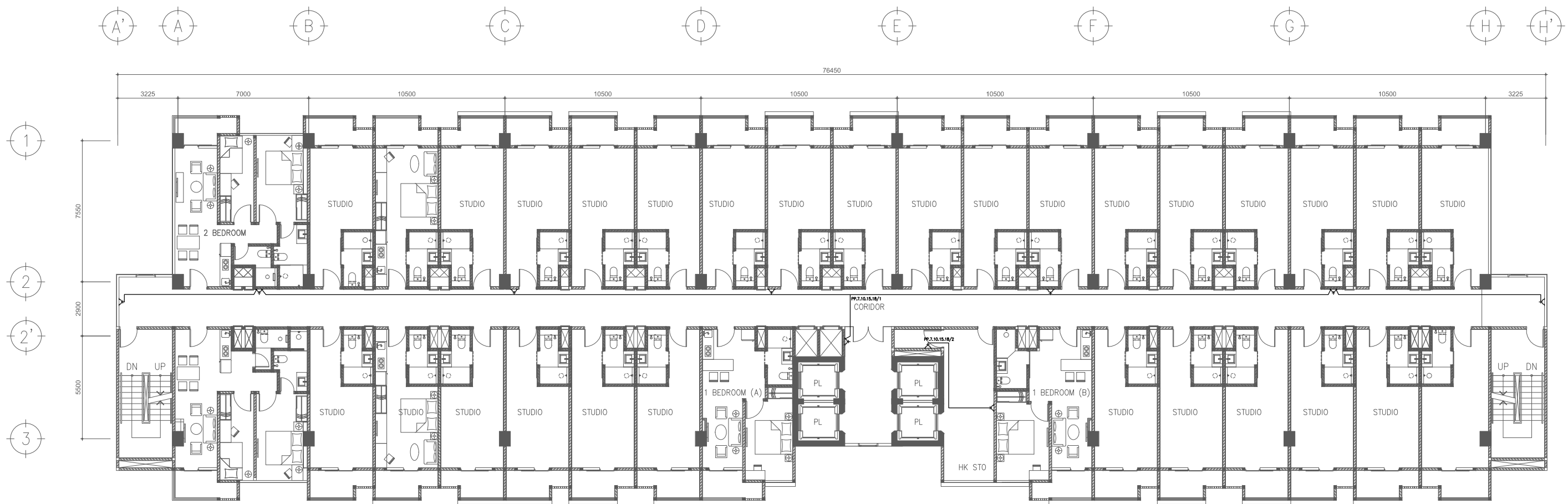
RENCANA KOTAK KONTAK LANTAI 5
 SKALA 1 : 250



SIMBOL & KETERANGAN

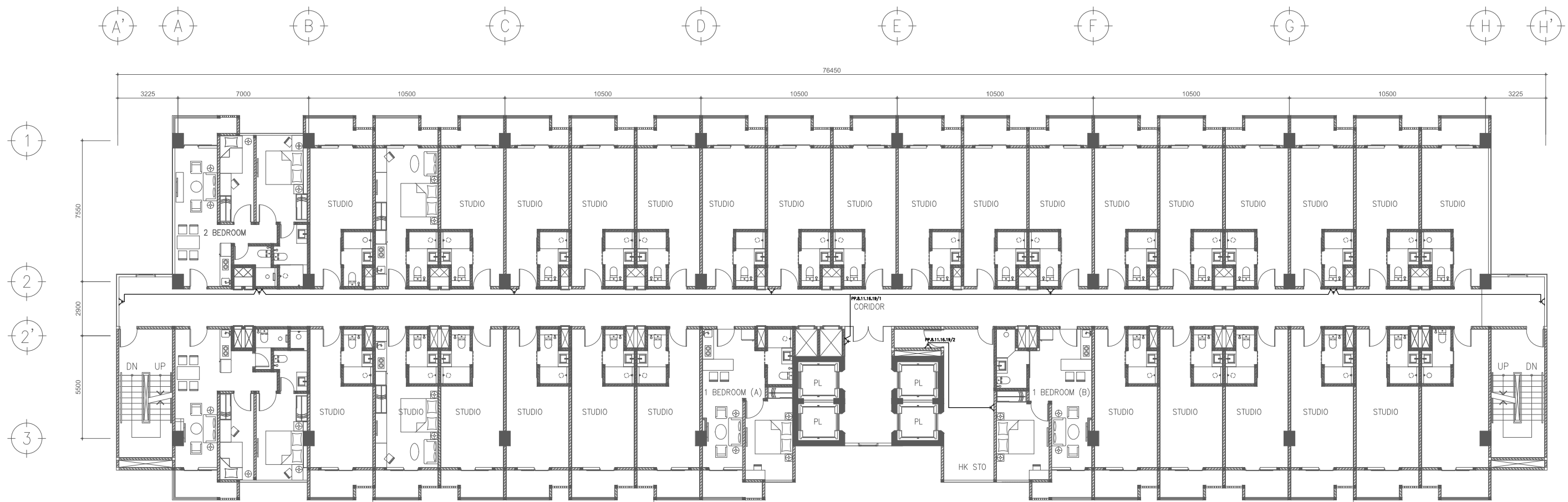
	KOTAK KONTAK DINDING 1 FASA
	KOTAK KONTAK DINDING 1 FASA
	KOTAK KONTAK LANTAI 1 FASA

RENCANA KOTAK KONTAK LANTAI TYPICAL (6, 9, 12 & 17)
 SKALA 1 : 250



SIMBOL & KETERANGAN	
	KOTAK KONTAK DINDING 1 FASA
	KOTAK KONTAK DINDING 1 FASA
	KOTAK KONTAK LANTAI 1 FASA

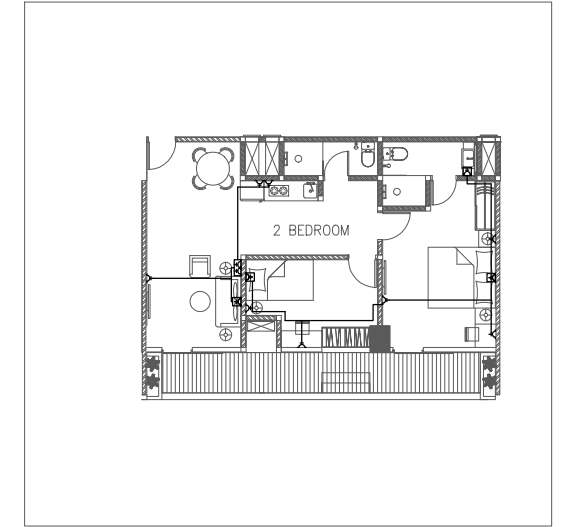
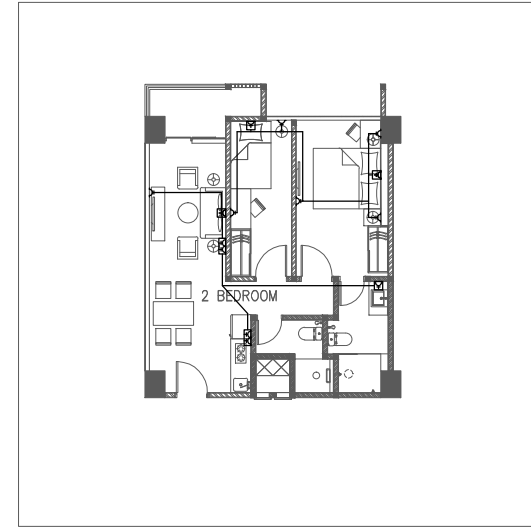
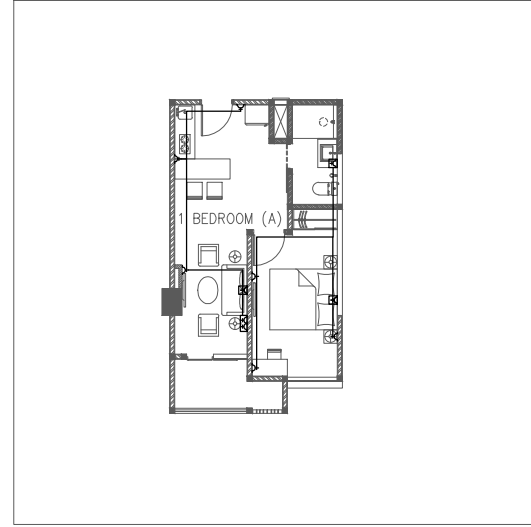
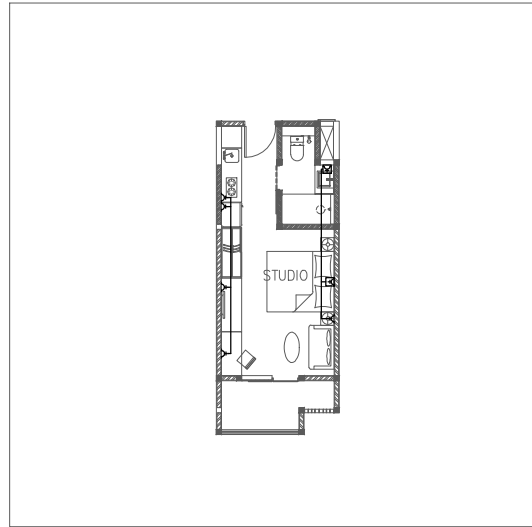
RENCANA KOTAK KONTAK LANTAI TYPICAL 7, 10, 15 & 18
 SKALA 1 : 250



SIMBOL & KETERANGAN

	KOTAK KONTAK DINDING 1 FASA
	KOTAK KONTAK DINDING 1 FASA
	KOTAK KONTAK LANTAI 1 FASA

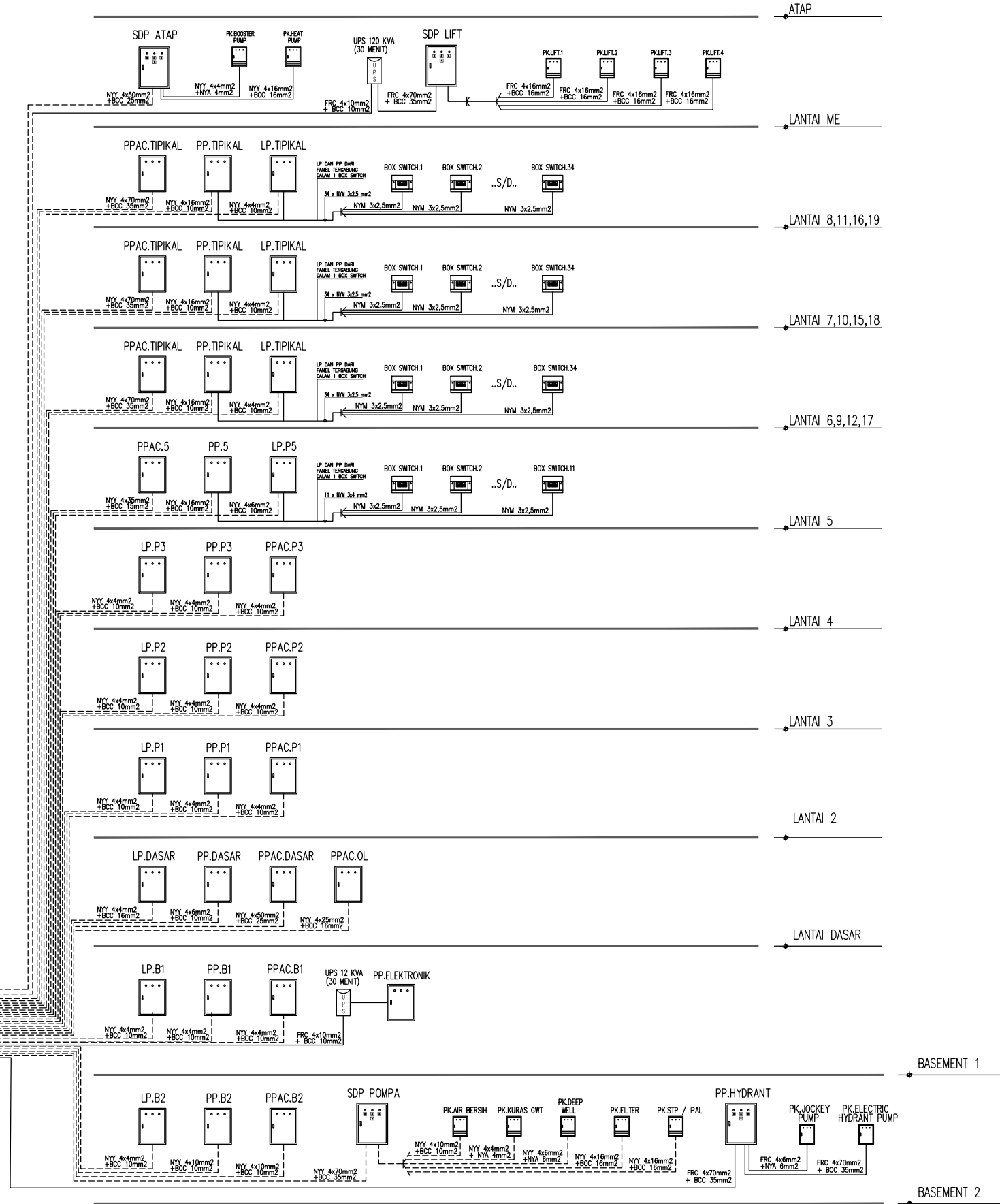
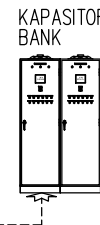
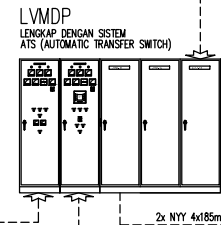
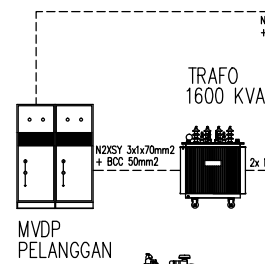
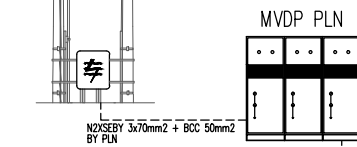
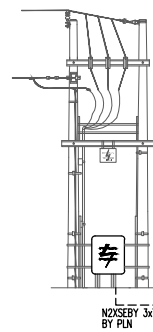
RENCANA KOTAK KONTAK LANTAI TYPICAL 8, 11, 16 & 19
 SKALA 1 : 250

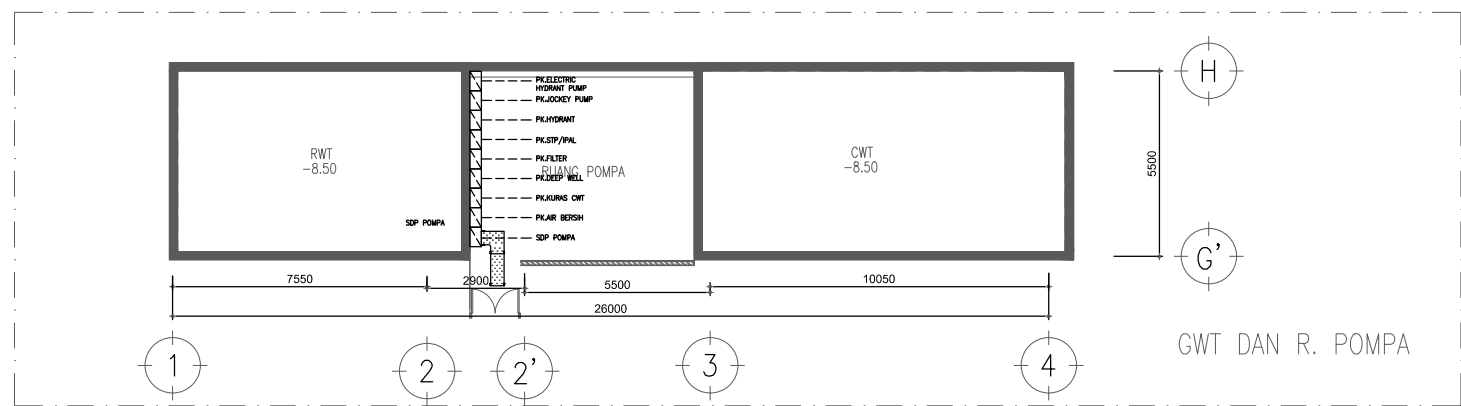
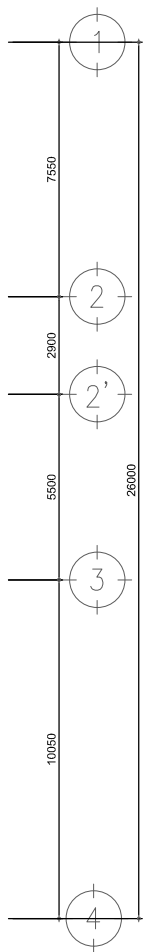
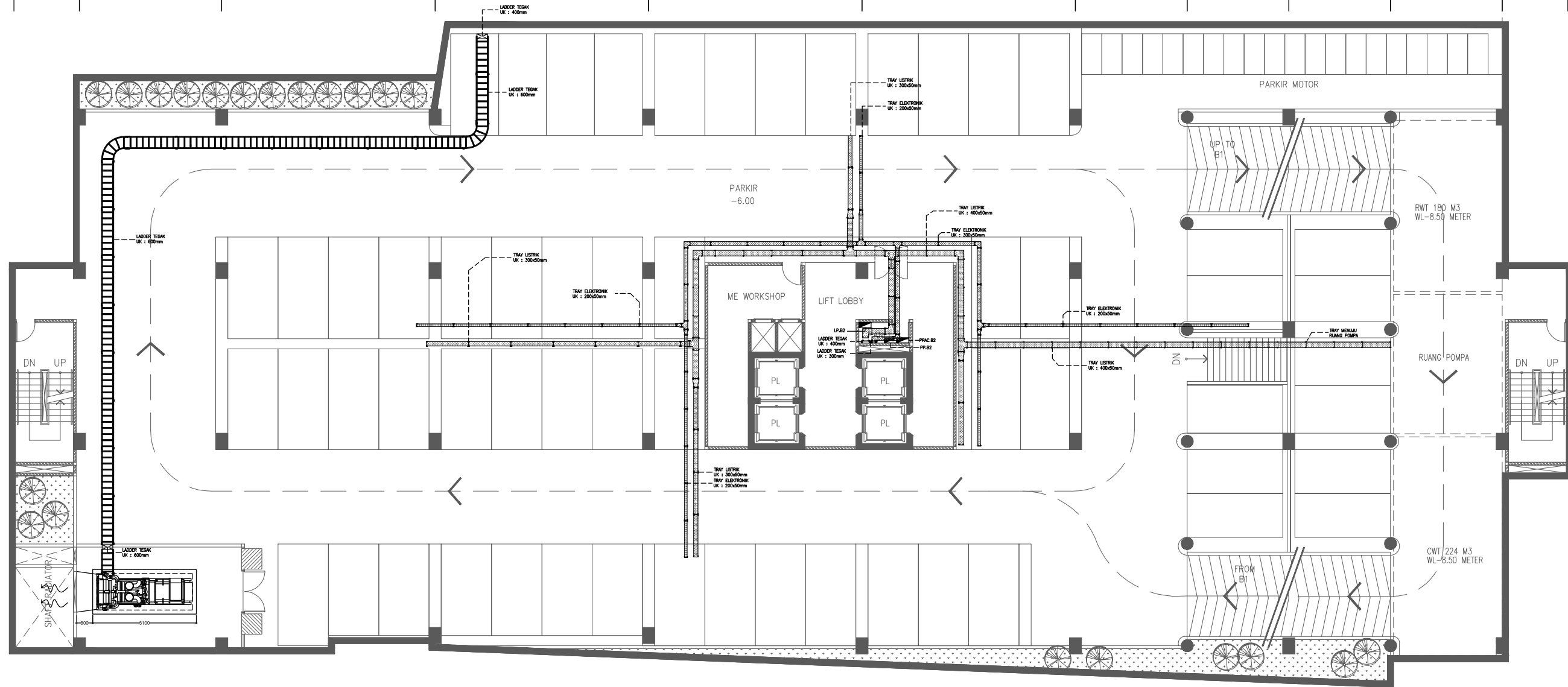



SIMBOL & KETERANGAN	
	KOTAK KONTAK DINDING 1 FASA
	KOTAK KONTAK DINDING 1 FASA
	KOTAK KONTAK LANTAI 1 FASA

KETERANGAN	
TM	TEGANGAN MENENGAH (20kV)
LVMDP	LOW VOLTAGE MAIN DISTRIBUTION PANEL
SDP	SUB DISTRIBUTION PANEL
LP	LIGHTING PANEL
PP	PANEL POWER
PPAC	PANEL POWER AIR CONDITIONING
PK	PANEL KONTROL

SAMBUNGAN DAYA 1500 kVA
JARINGAN TM PLN 20 kV

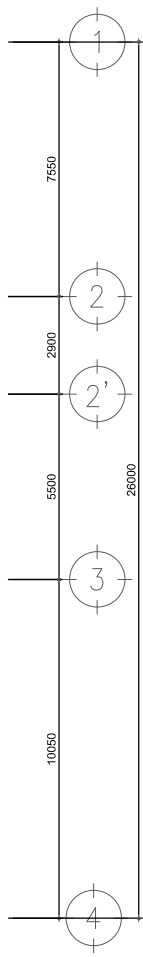
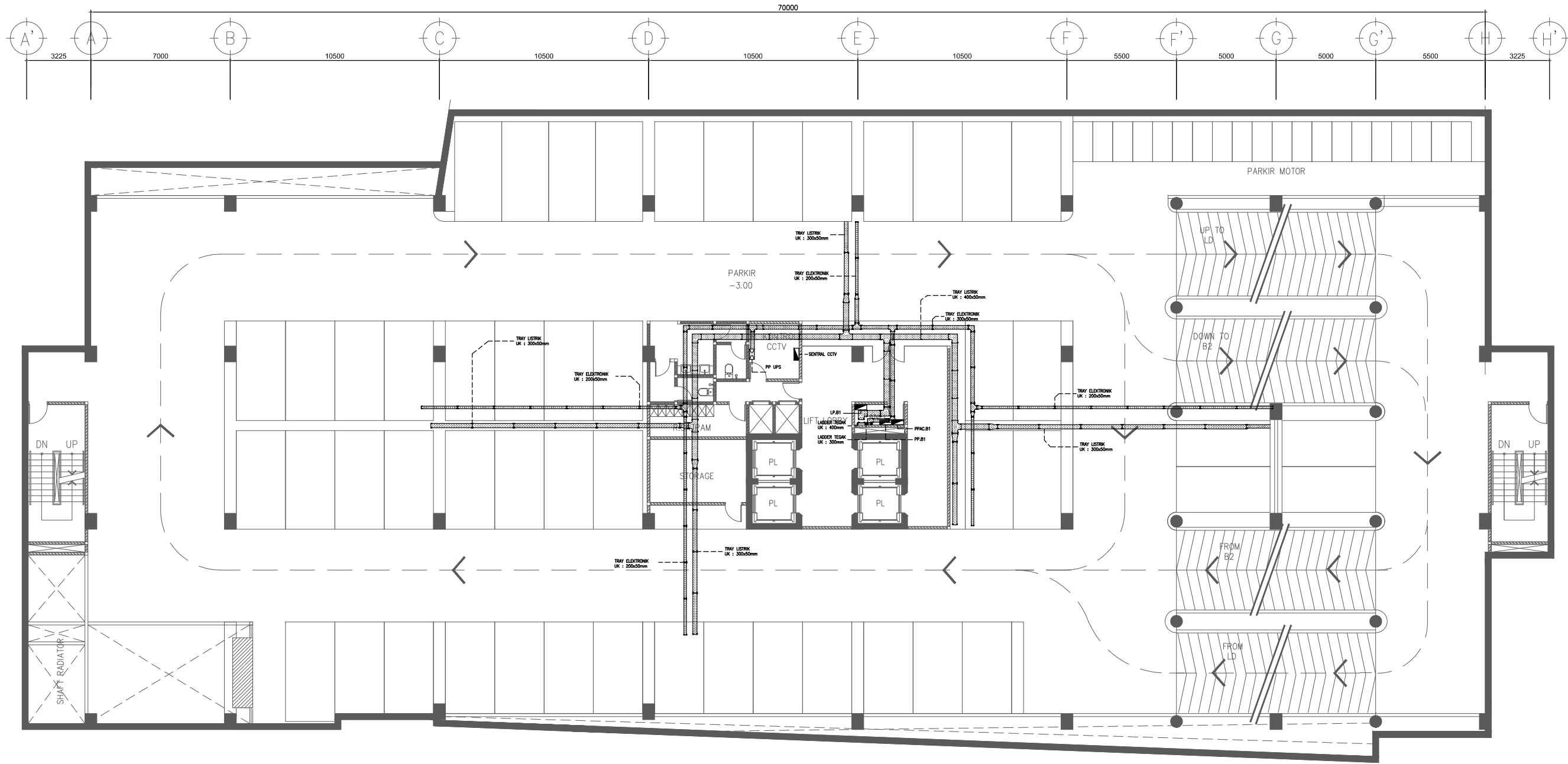





CWT DAN R. POMPA

RENCANA TRAY KABEL BASEMENT 2

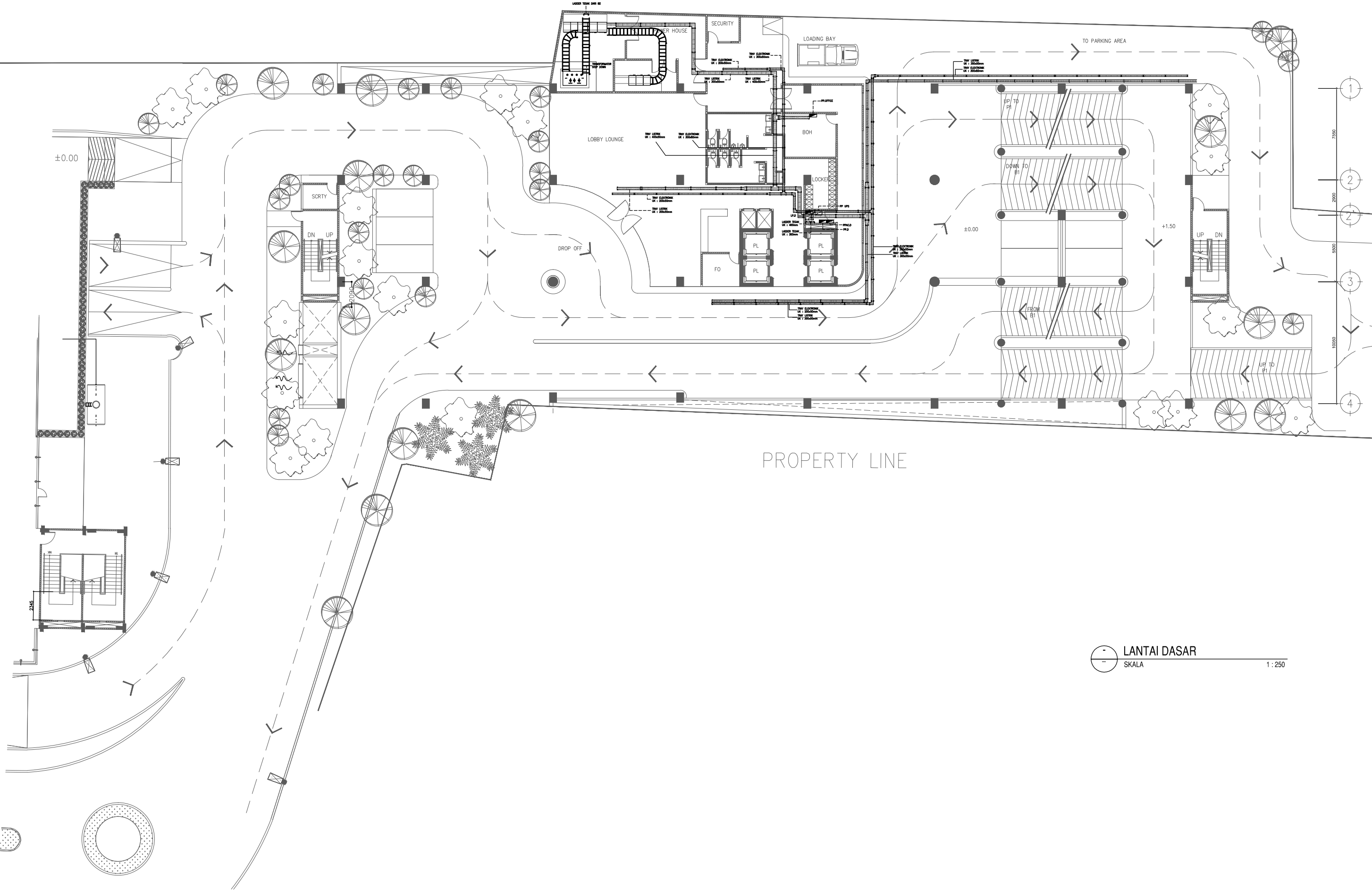
SKALA 1 : 250



RENCANA TRAY KABEL BASEMENT 1
SKALA 1 : 250

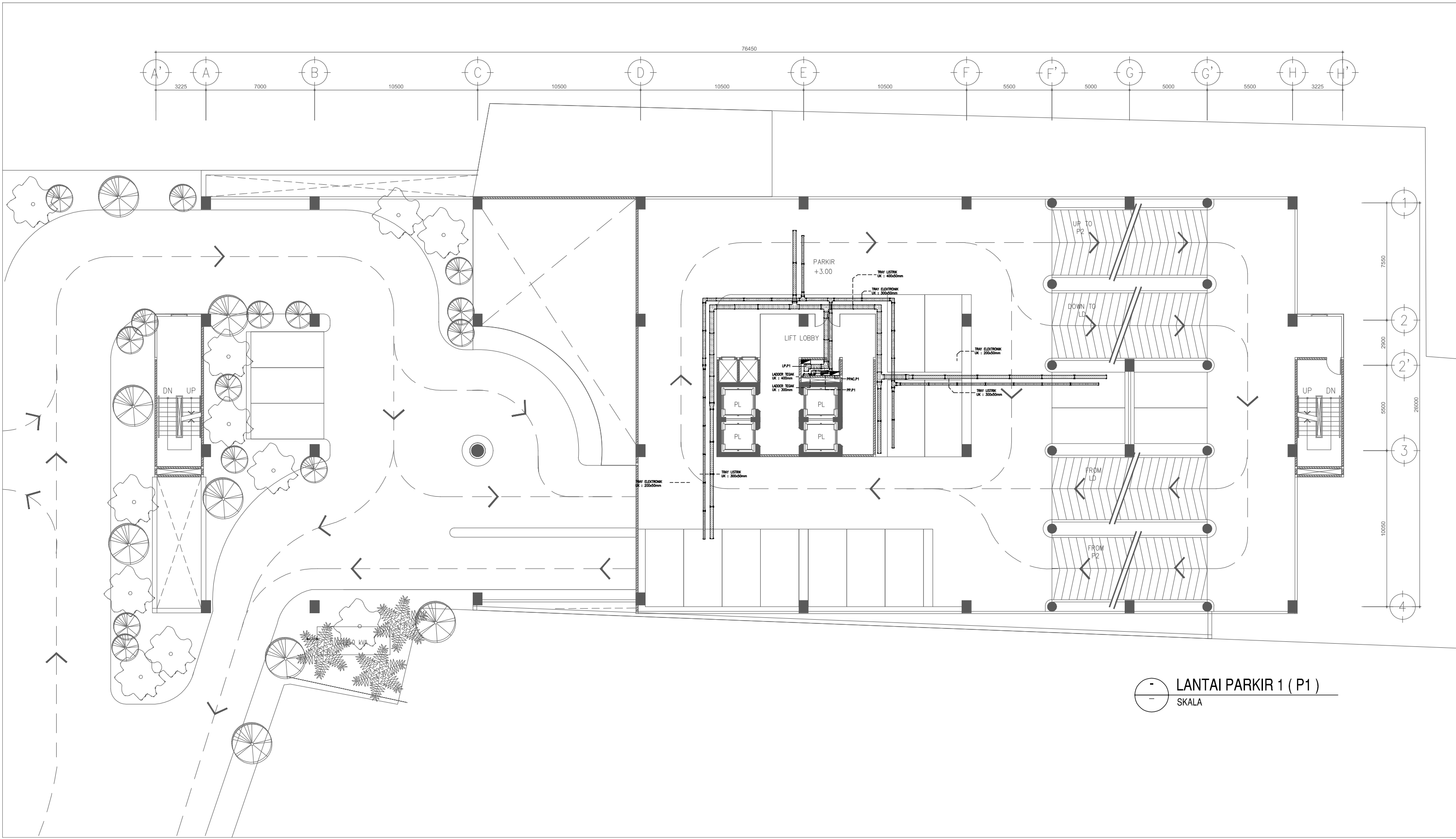


PROPERTY LINE

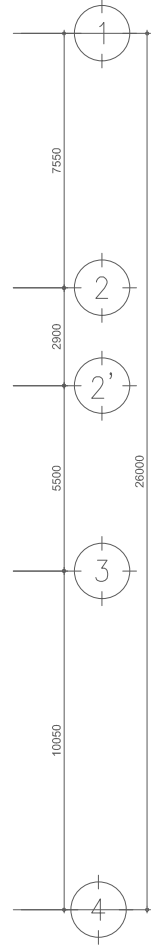
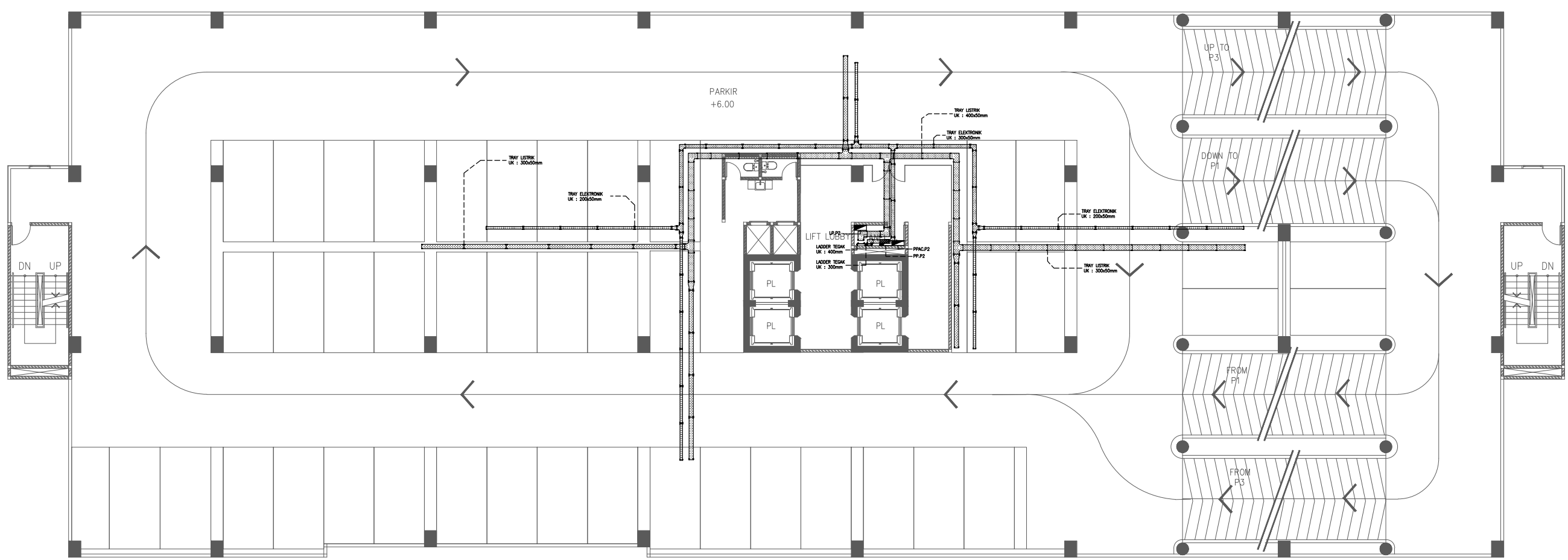



PROPERTY LINE

LANTAI DASAR
SKALA 1:250

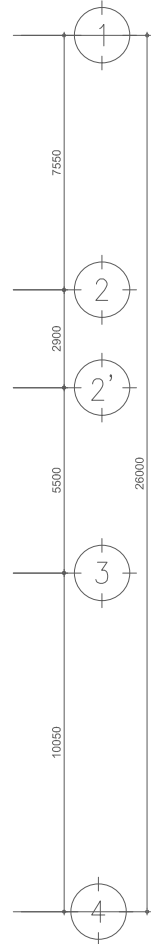
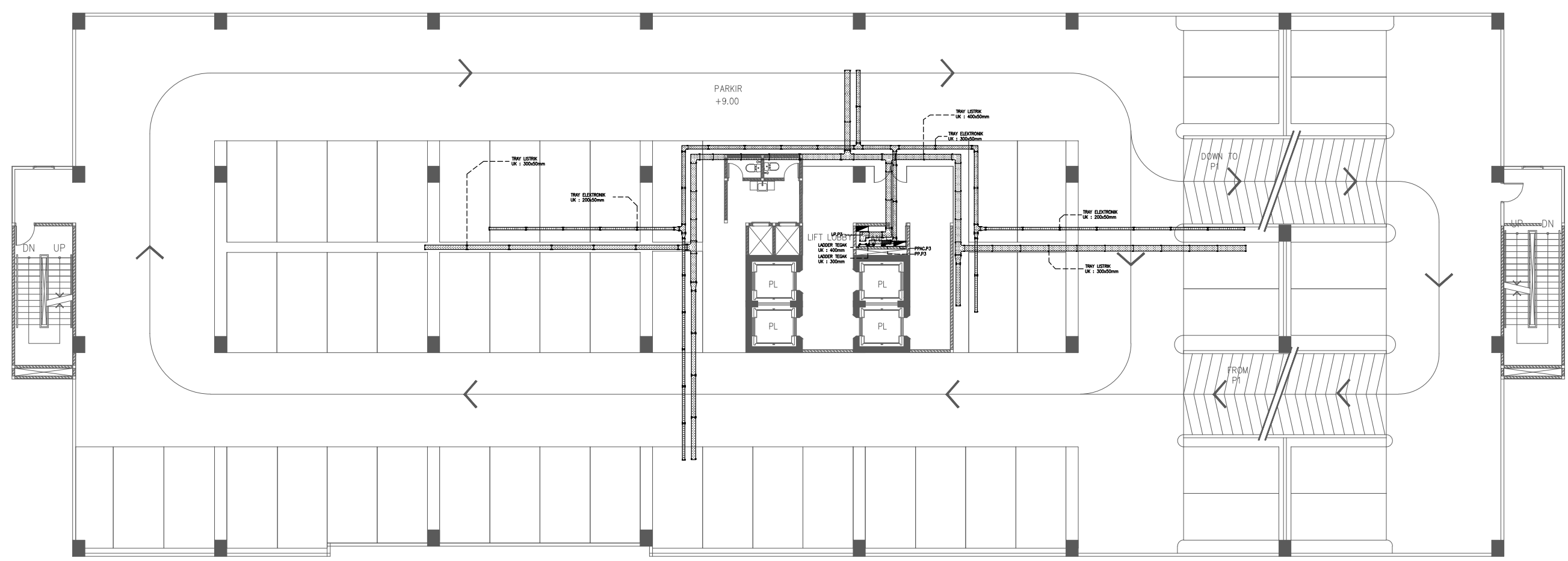



LANTAI PARKIR 1 (P1)
 SKALA



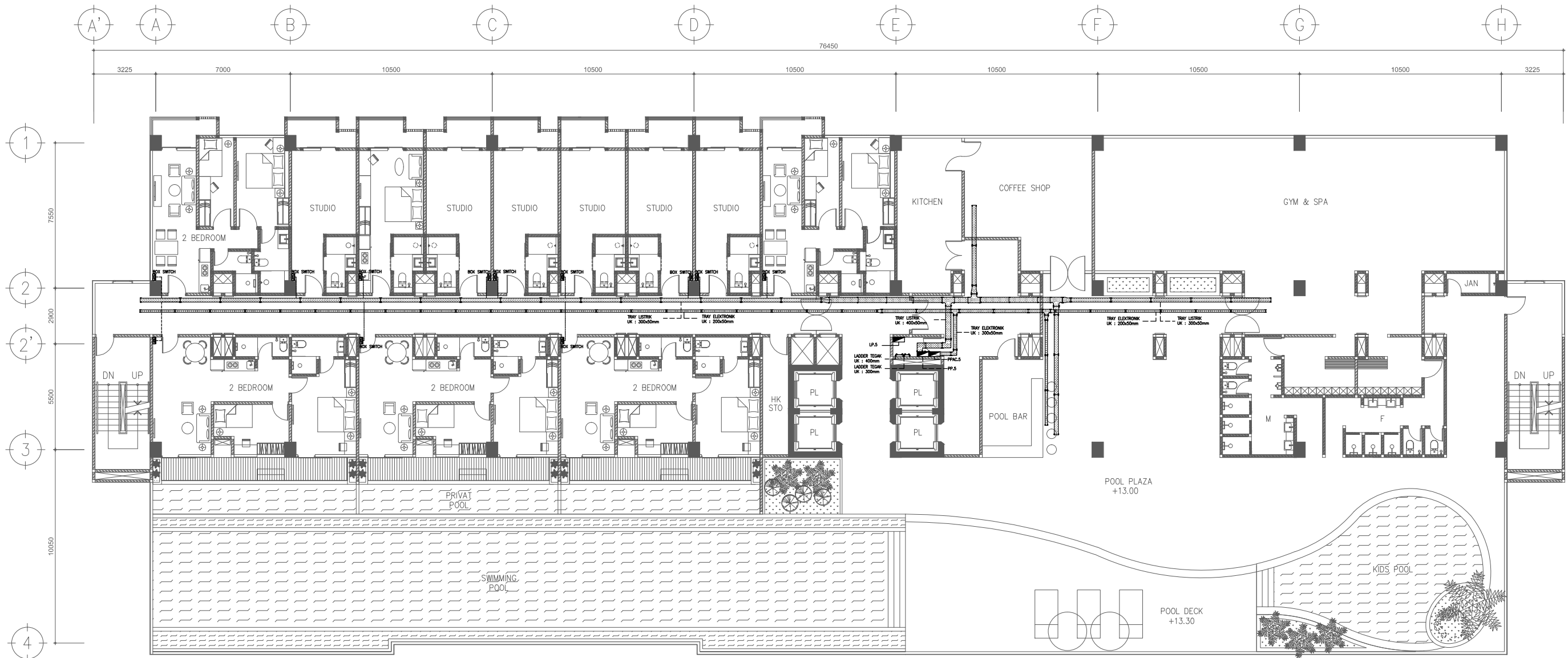
LANTAI PARKIR 2 (P2)


 SKALA

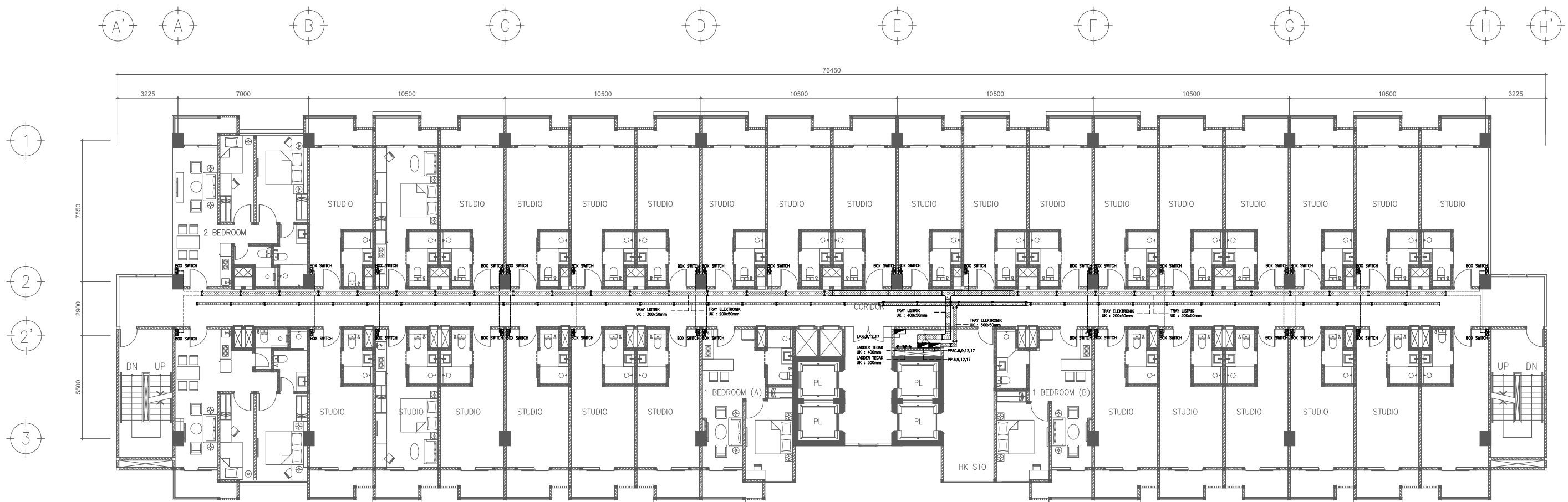



LANTAI PARKIR 3 (P3)

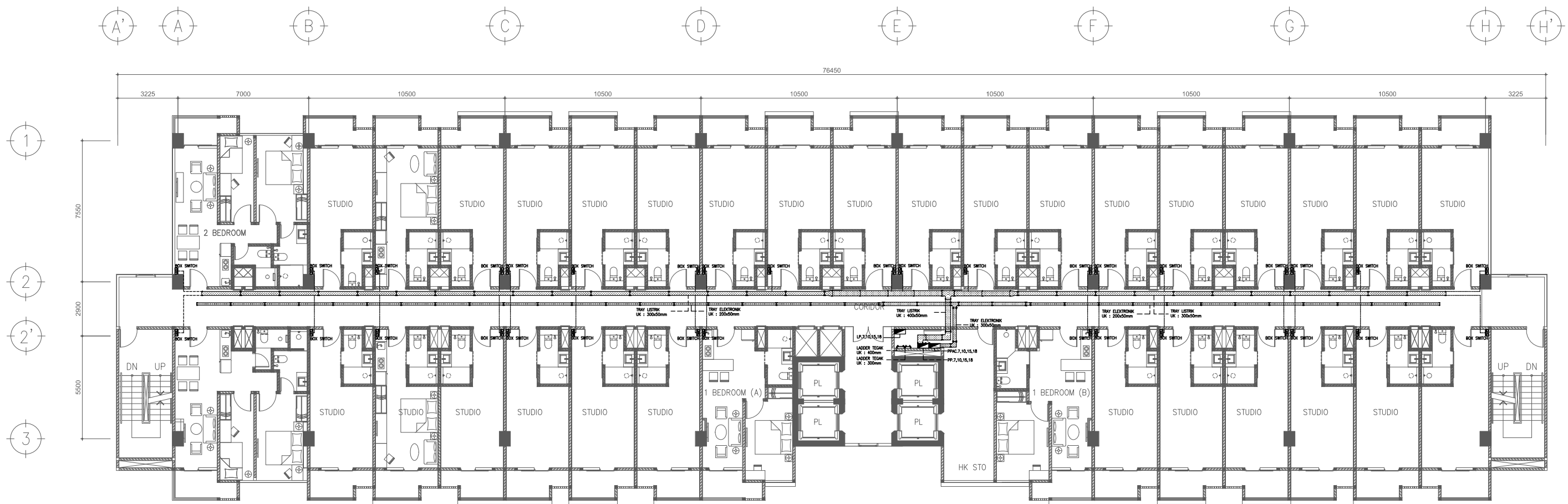
 SKALA



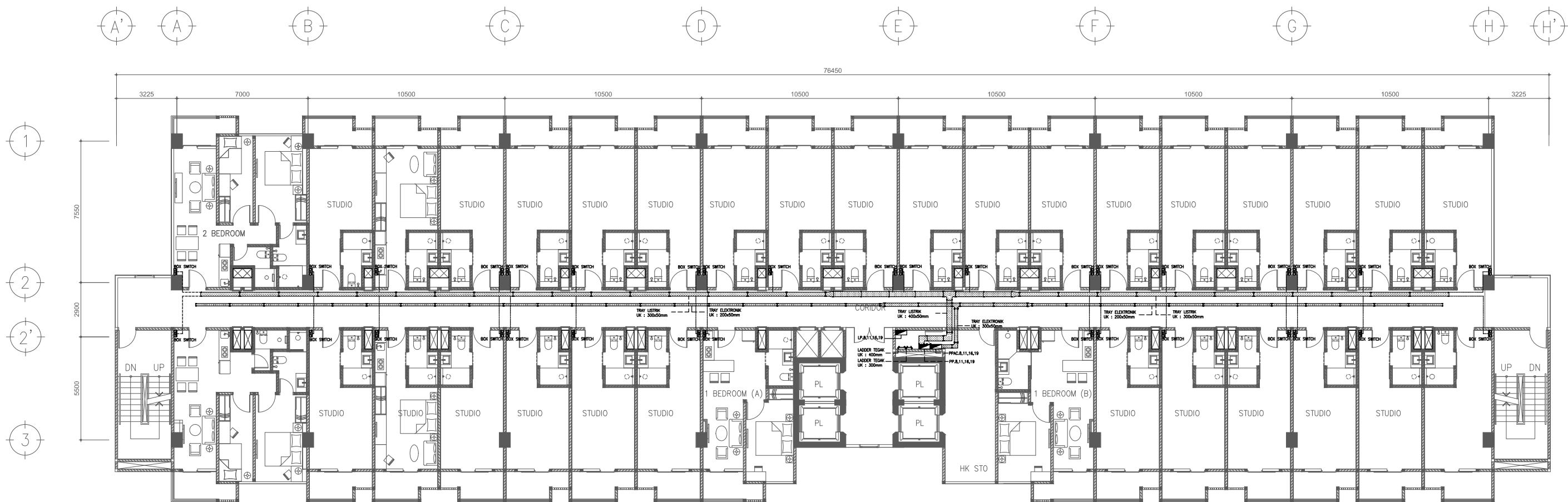

LANTAI 5
 SKALA



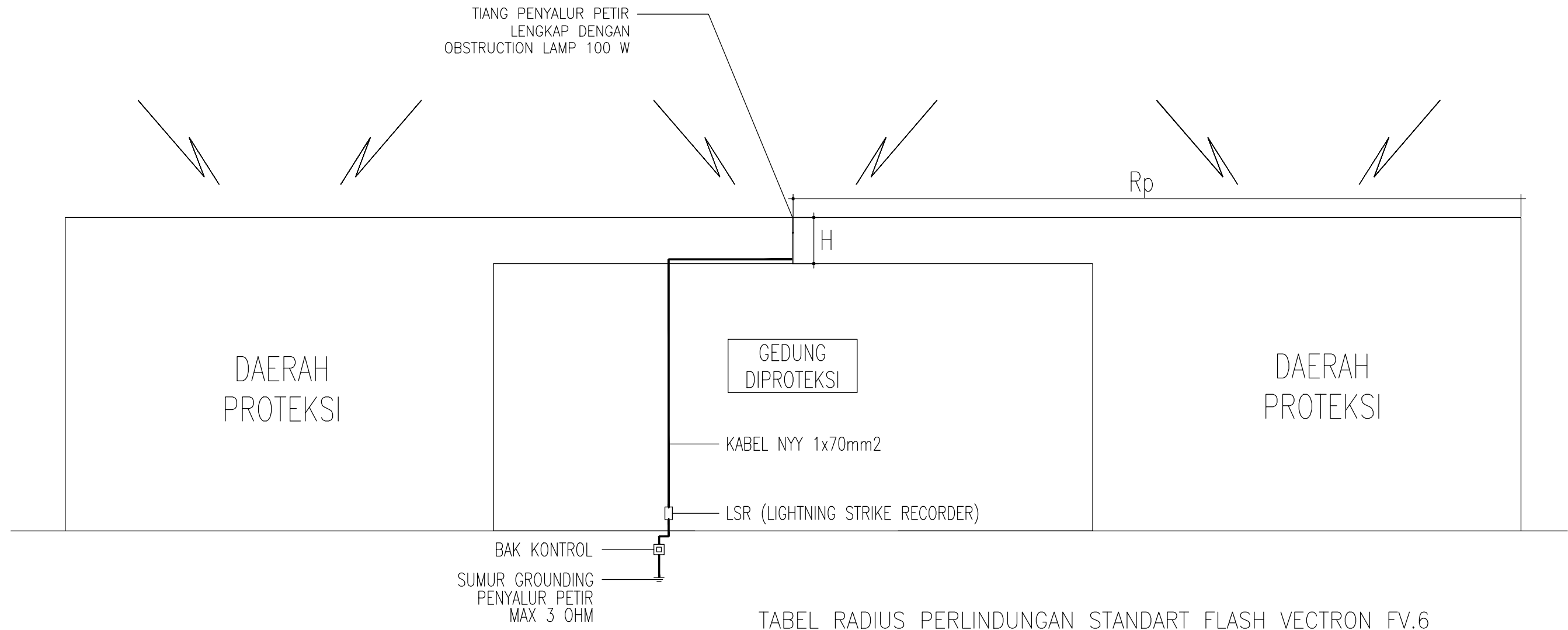
LANTAI TYPICAL (6, 9, 12 & 17)
 SKALA 1 : 2




LANTAI TYPICAL 7, 10, 15 & 18
 SKALA 1 : 250




LANTAI TYPICAL 8, 11, 16 & 19
 SKALA 1 : 250



EARLY STREAMER EMISION LIGHTNING CONDUCTOR

" FLASH VECTRON " FV.6

KETERANGAN GAMBAR :

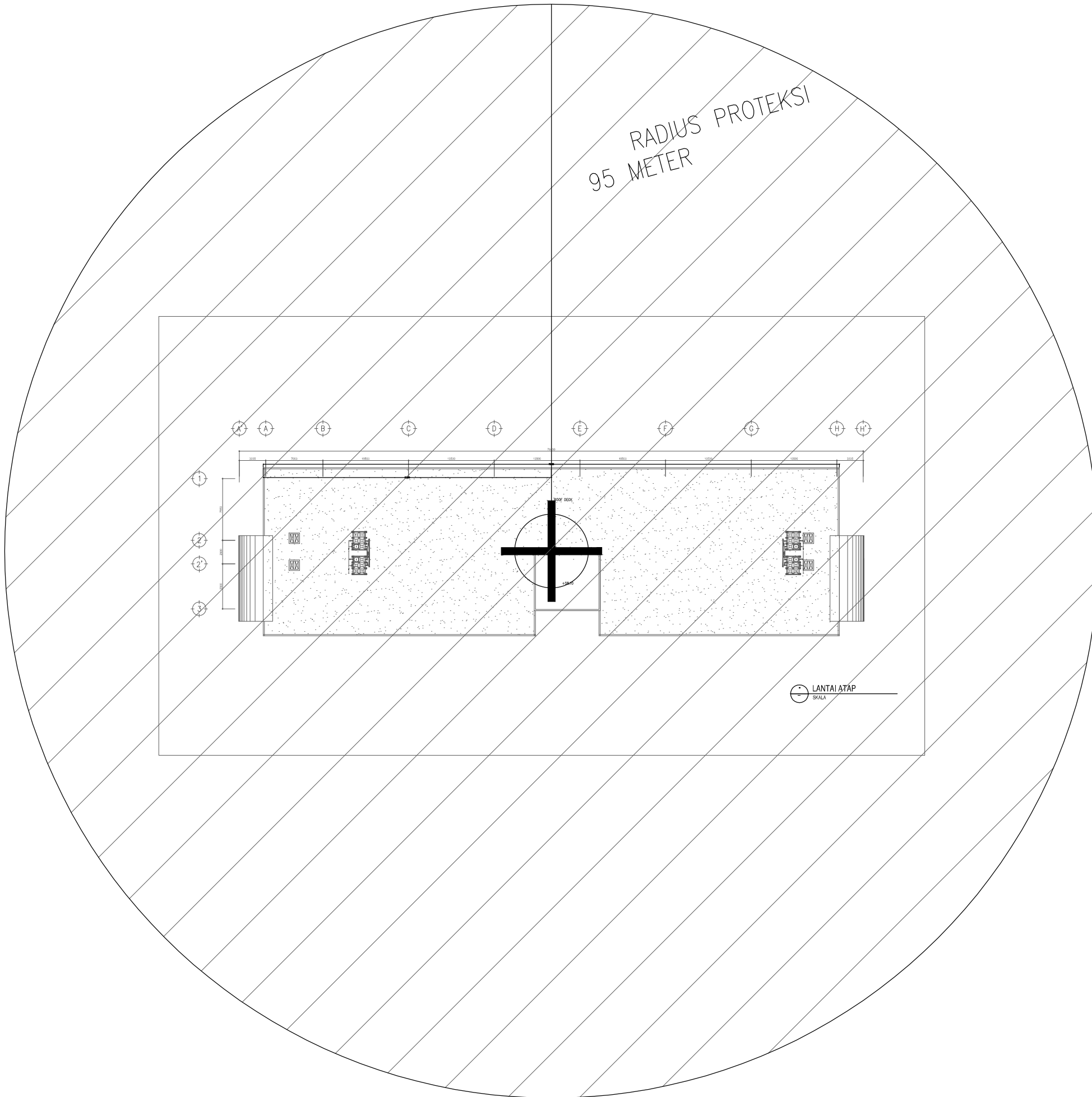
H : TINGGI TERMINAL UDARA PENYALUR PETIR DARI LEVEL TERTINGGI GEDUNG YG DIPROTEKSI

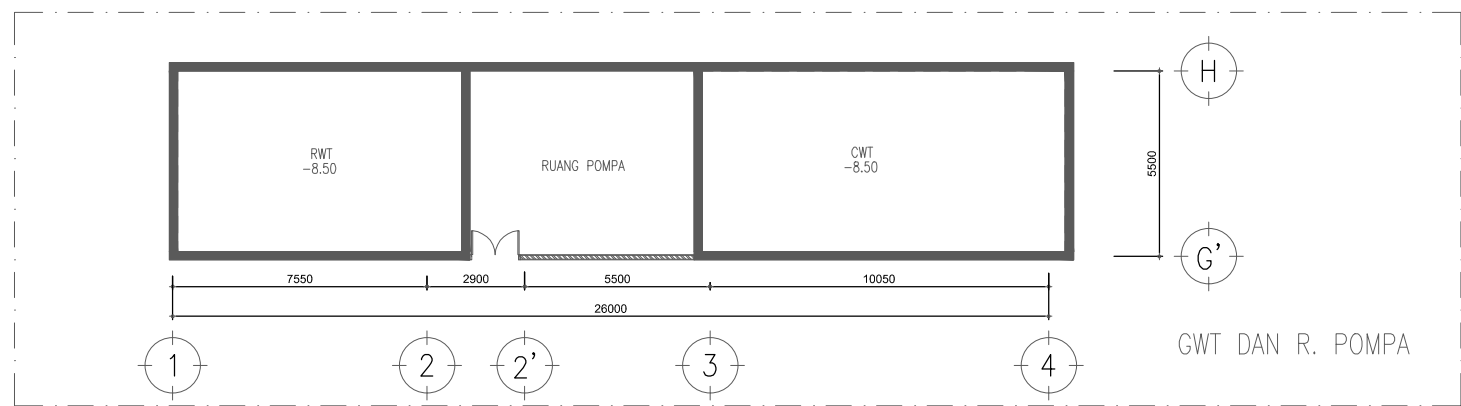
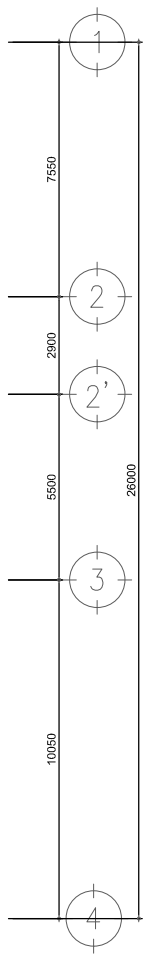
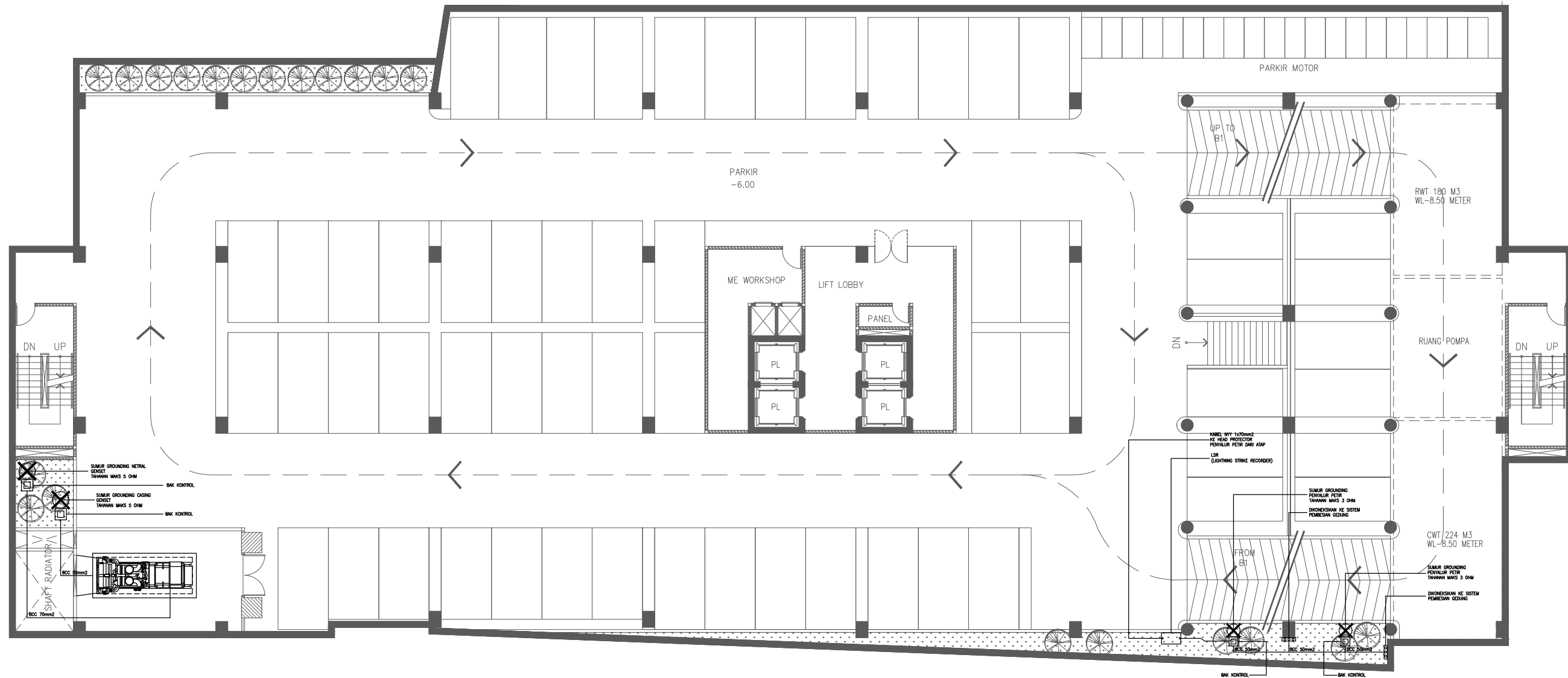

Rp : RADIUS PROTEKSI PENYALUR PETIR

TABEL RADIUS PERLINDUNGAN STANDART FLASH VECTRON FV.6

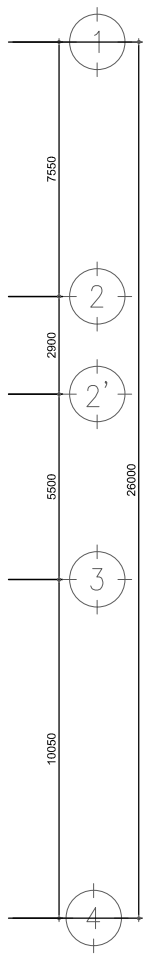
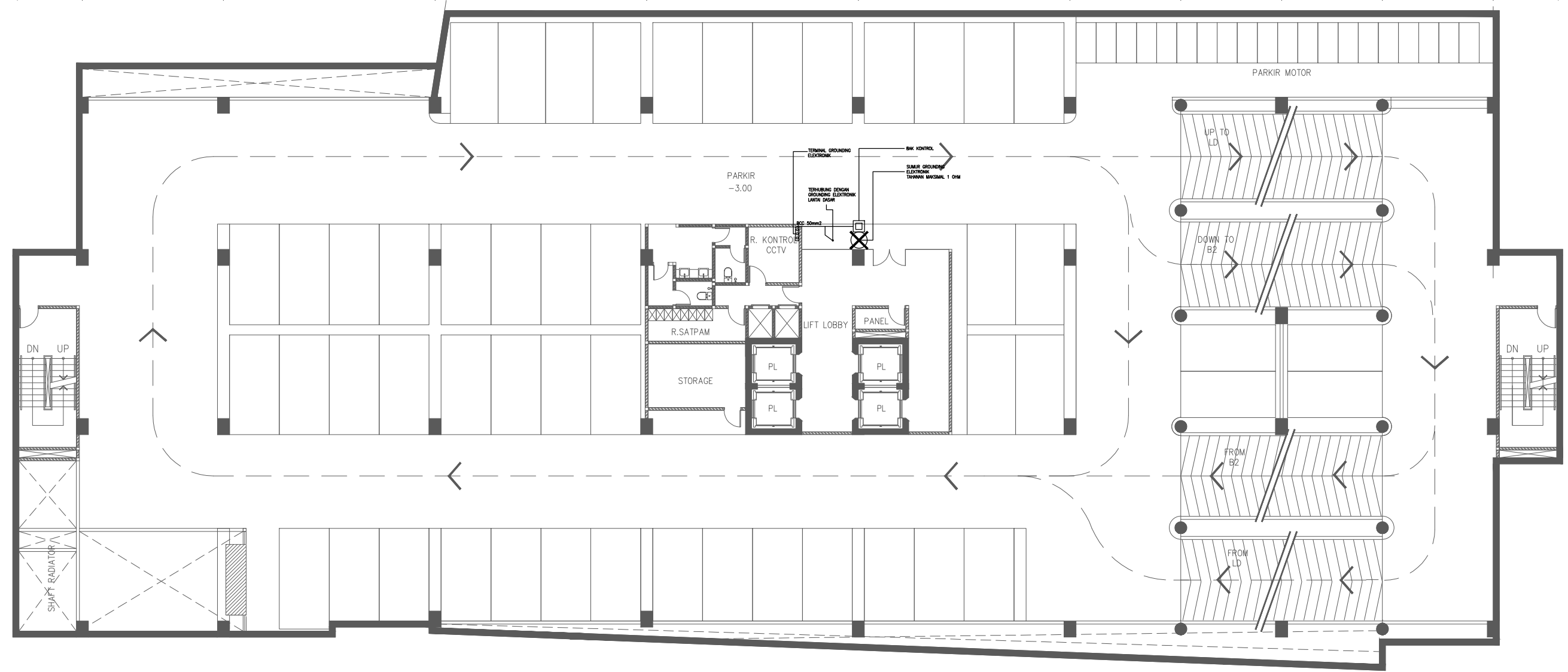

H (m)	3	4	5	6	7	8	9	10	20
FV.3	95	110	123	135	146	156	166	175	247

DIAGRAM SKEMATIK PENYALUR PETIR
SKALA NTS






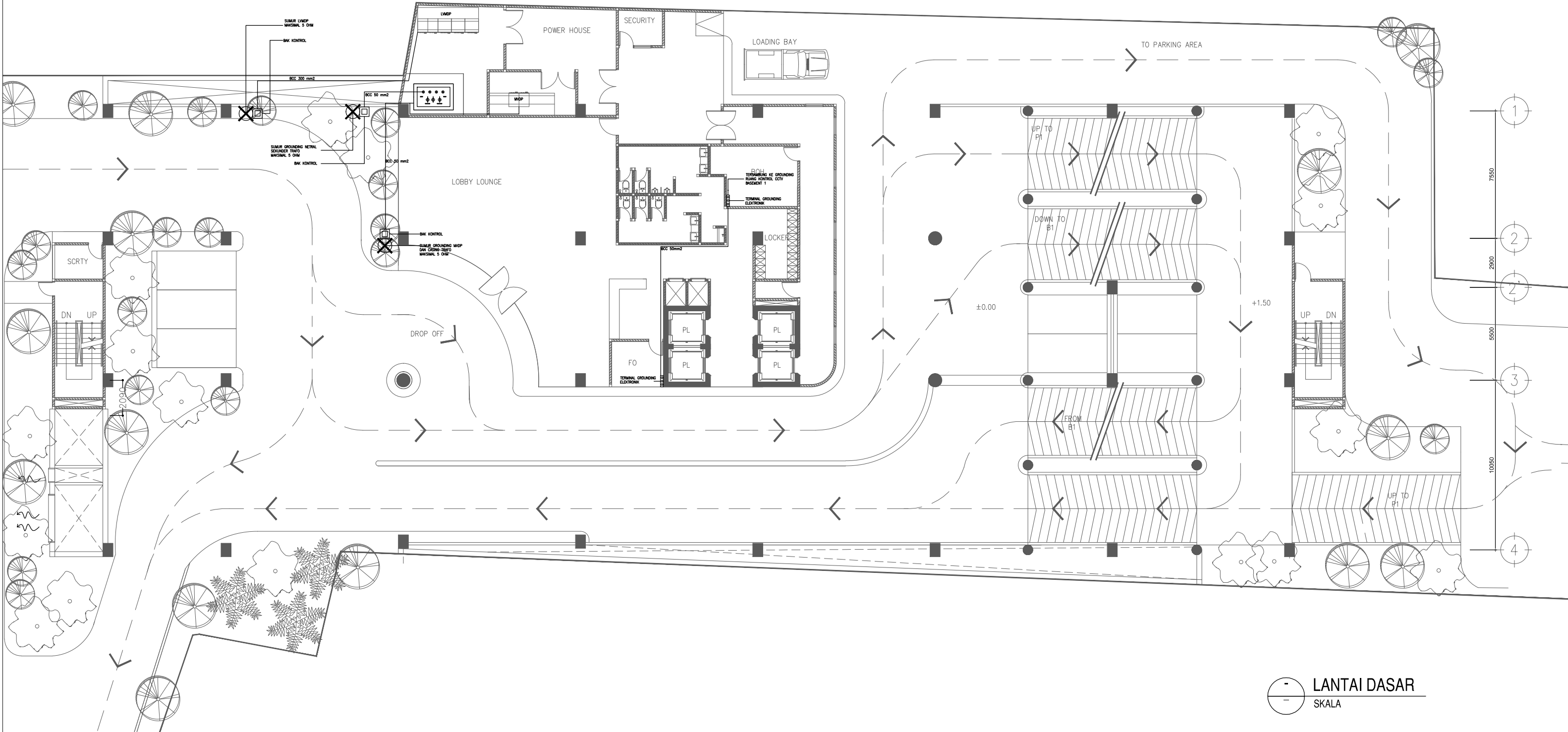
LANTAI BASEMENT 2
SKALA




LANTAI BASEMENT 1
 SKALA

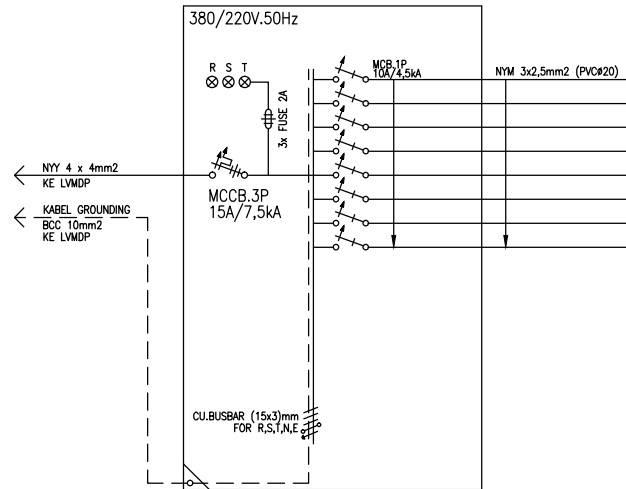


PROPERTY LINE



LANTAI DASAR
SKALA

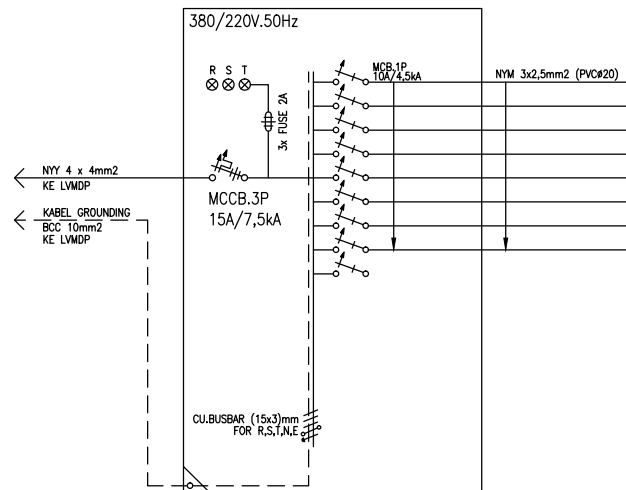
LP BASEMENT 2
(LP.B-2)
UK: 40 x 60 x 25CM



NO	FUNGSI	CIRCUIT BREAKER		TOTAL WATT	BEBAN TERPASANG (AMP)			SAKLAR GANDA	SAKLAR TUNGSAH	SAKLAR HOTEL GANDA	SAKLAR HOTEL TUNGSAH	GRID SWITCH/SAKLAR GANDA												
		JML KUTUB	TRIP AMP		R	S	T																	
1	PENERANGAN	1	10	72	0,4			1																
2				180		1,0		1	2			2												
3				109			0,6	2	1															
4				496	2,7							1												
5				496			2,7					1												
6	SPARE																							
7																								
8																								
				3	0	1	4	1	2	4	56	6	2	0	0	1353	3,0	1,0	3,2	4	3	0	2	2

TOTAL KVA	1,6
TOTAL WATT	1353

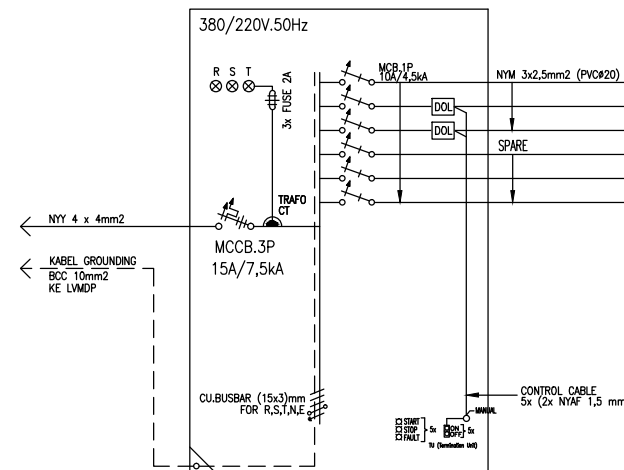
PP BASEMENT 2
(PP.B-2)
UK: 40 x 60 x 25CM



NO	FUNGSI	CIRCUIT BREAKER		TOTAL WATT	BEBAN TERPASANG (AMP)				
		JML KUTUB	TRIP AMP		R	S	T		
1	KOTAK KONTAK	1	16	600	3,2				
2				500		2,7			
3				600			3,2		
4				200	1,1				
5				300		1,6			
6	SPARE								
7									
8									
				22	0	3553	4,3	4,3	3,2

TOTAL KVA	4,1
TOTAL WATT	3553

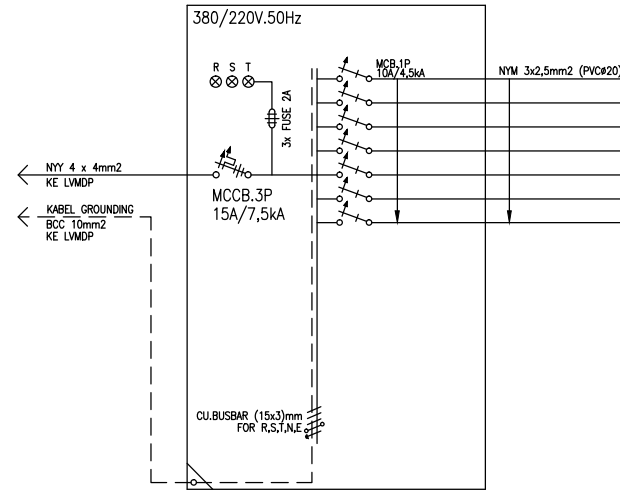
POWER PANEL AC BASEMENT 2
(PPAC.B2)
UK: 50 x 70 x 25CM



NO	FUNGSI	CIRCUIT BREAKER		TOTAL WATT	BEBAN TERPASANG (AMP)						
		JML KUTUB	TRIP AMP		R	S	T				
1	POWER AC 1 PK	1	16	750	4,9						
2	POWER AIR CONDUCTING FAN			800		5,2					
3				550			3,6				
4	SPARE										
5											
6											
				1	3	0	2	2100	4,9	5,2	3,6

TOTAL KVA	3
TOTAL WATT	2100

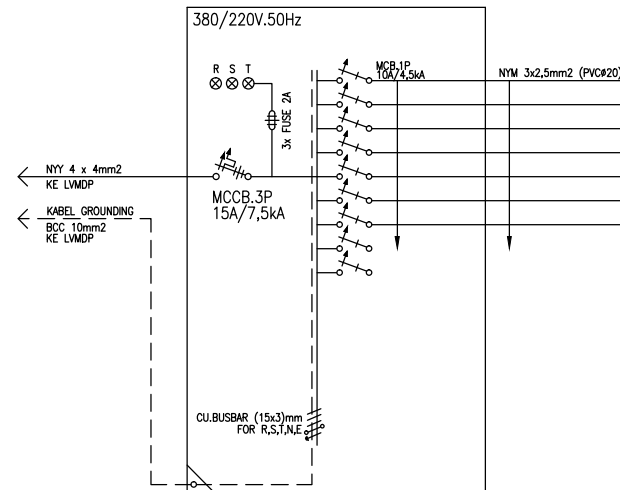
LP BASEMENT 1
(LP.B-1)
UK: 40 x 60 x 25CM



NO	FUNGSI	CIRCUIT BREAKER		T	T	T	T	T	T	T	T	T	T	T	T	T	T	T	T	T	T	BEBAN TERPASANG (AMP)			TOTAL WATT
		JML KUTUB	TRIP AMP																			R	S	T	
1	PENERANGAN	1	10																					184	1,0
2																								150	
3																								496	0,8
4																								25	
5	SPARE																							22	
6																								2	
7																								3	
11				0	1	4	2	2	4	47	5	2	0	0	1290	3,4	0,8	2,7	8	5	2	0	2		

TOTAL KVA	1,5
TOTAL WATT	1290

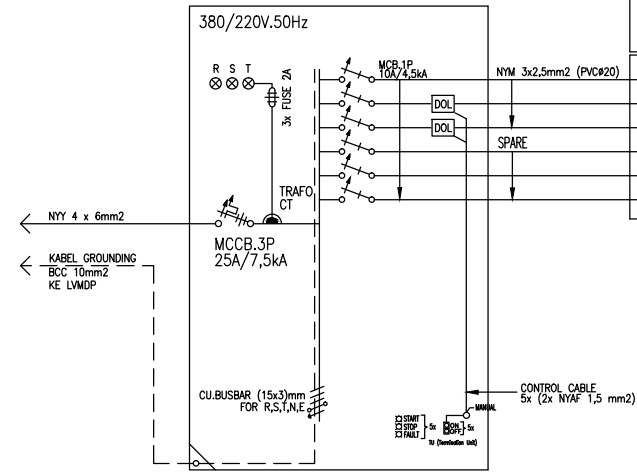
PP BASEMENT 1
(PP.B-1)
UK: 40 x 60 x 25CM



NO	FUNGSI	CIRCUIT BREAKER		T	T	TOTAL WATT	BEBAN TERPASANG (AMP)		
		JML KUTUB	TRIP AMP				R	S	T
1	KOTAK KONTAK	1	16	6		600	3,2		
2				5		500		2,7	
3				6		600			3,2
4				6		600		3,2	
5	SPARE								
6									
7									
23				0		2300	3,2	5,9	3,2

TOTAL KVA	2,7
TOTAL WATT	2300

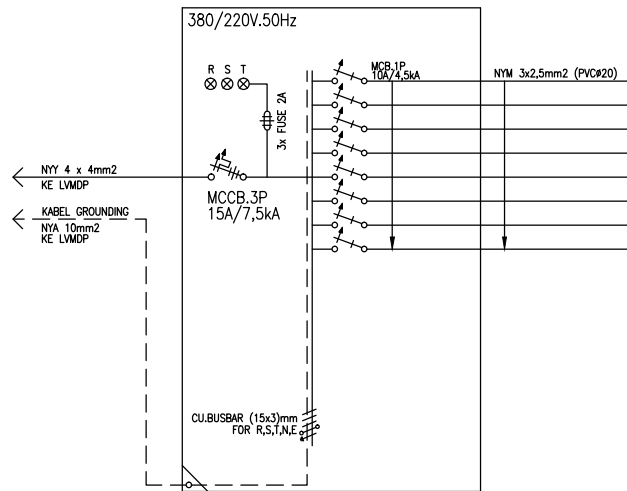
POWER PANEL AC BASEMENT 1
(PPAC.B-1)
UK: 50 x 70 x 25CM



NO	FUNGSI	CIRCUIT BREAKER		T	T	T	T	T	TOTAL WATT	BEBAN TERPASANG (AMP)		
		JML KUTUB	TRIP AMP							R	S	T
1	POWER AC 1 PK	1	16						1750	11,4		
2	POWER AIR CONDUCTING FAN								1500		9,7	
3									2	600		3,9
4	SPARE											
5												
6												
3				0	2	3850	11,4	9,7	3,9			

TOTAL KVA	5,5
TOTAL WATT	3850

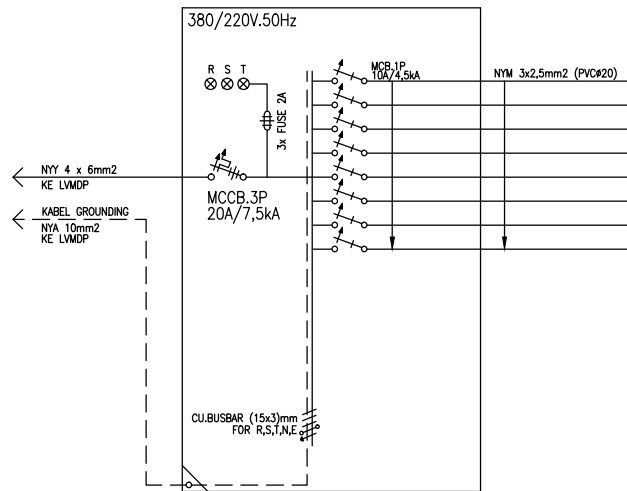
LP LANTAI DASAR
(LP.LD)
UK: 40 x 60 x 25CM



NO	FUNGSI	CIRCUIT BREAKER		⊕	⊖	⊗	⊙	⊕	⊖	⊗	⊙	EXIT	⊕	⊖	⊗	⊙	TOTAL WATT	BEBAN TERPASANG (AMP)			SALUR GANDA	SALUR TUNGAL	SALUR HOTEL GANDA	SALUR HOTEL TUNGAL	GRID SWITCH/SALUR GAWES
		JML KUTUB	TRIP AMP															R	S	T					
1	PENERANGAN	1	10														371	2,0			4	7		1	
2																	333		1,8		4	2		1	
3																	276			1,5	4				
4																	338	1,8							1
5																	378		2,0						1
6	SPARE																								
7																									
																1696		3,8	3,8	1,5	12	9	0	2	2

TOTAL KVA	2
TOTAL WATT	1696

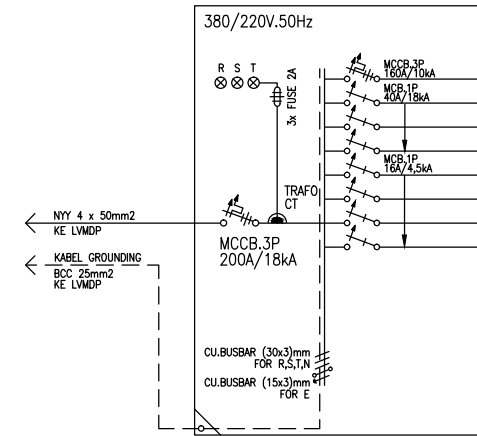
PP LANTAI DASAR
(PP.LD)
UK: 40 x 60 x 25CM



NO	FUNGSI	CIRCUIT BREAKER		⊕	⊖	TOTAL WATT	BEBAN TERPASANG (AMP)		
		JML KUTUB	TRIP AMP				R	S	T
1	KOTAK KONTAK	1	16			700	3,7		
2						800		4,3	
3						600			3,2
4						700	3,7		
5						1000		5,3	
6	SPARE								
7									
8									
						3800	7,5	9,6	3,2

TOTAL KVA	4,5
TOTAL WATT	3800

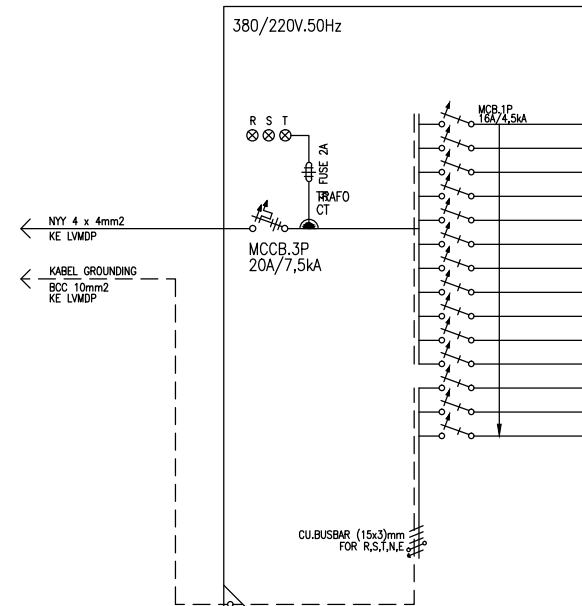
POWER PANEL AC LANTAI DASAR
(PPAC.D)
UK: 50 x 70 x 25CM



NO	FUNGSI	CIRCUIT BREAKER		TOTAL WATT	BEBAN TERPASANG (AMP)		
		JML KUTUB	TRIP AMP		R	S	T
1	OUTDOOR UNIT AC 162.600 BTU/H	3	125	48000	103,9	103,9	103,9
2	INDOOR UNIT AC 2 PK	1	40	4000	26,0		
3	INDOOR UNIT AC 2 PK	1		4000		26,0	
4	INDOOR UNIT AC 2 PK			6000			39,0
5	POWER AC 1 PK		16	2238	12,0		
6	SPARE						
7							
				64238	141,9	129,9	142,9

TOTAL KVA	91,7
TOTAL WATT	64238

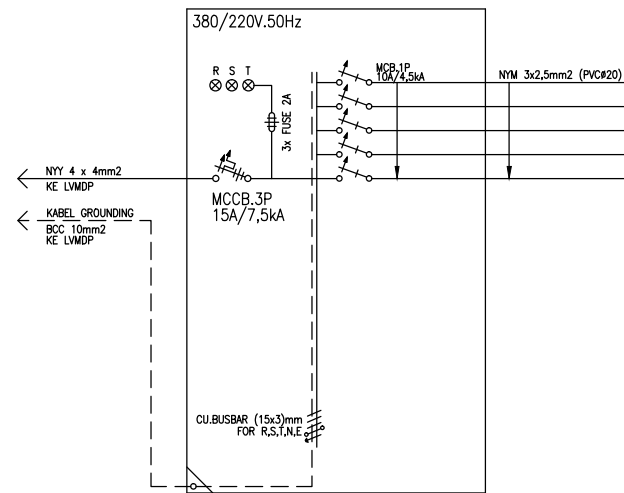
POWER PANEL
PENERANGAN LUAR (LP.OL)
UK: 50 x 70 x 25CM



NO	FUNGSI	CIRCUIT BREAKER		TOTAL WATT	BEBAN TERPASANG (AMP)		
		JML KUTUB	TRIP AMP		R	S	T
1	PENERANGAN LUAR	1	16	10	0,1		
2				20		0,1	
3				50			0,3
4				50	0,3		
5				30		0,2	
6				40			0,2
7				15	0,1		
8				15		0,1	
9	SPARE LAMPU JALAN			1500			8,0
10				1500	8,0		
11				1500		8,0	
12	SPARE						
13							
14							
				230	8,4	8,4	8,5

TOTAL KVA	13,4
TOTAL WATT	11356

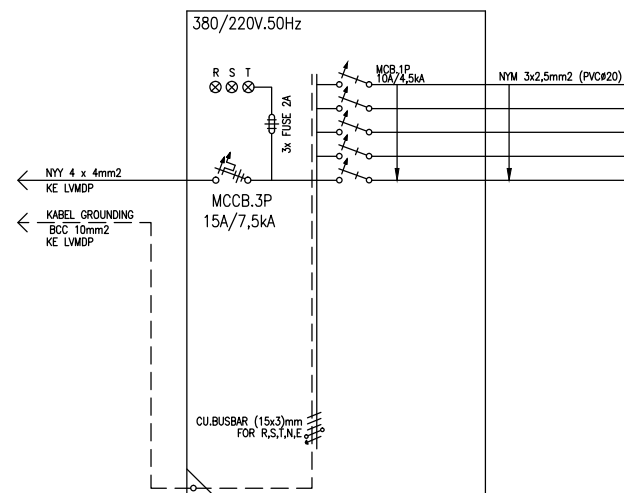
LP PARKIR 1
(LP.P1)
UK: 40 x 60 x 25CM



NO	FUNGSI	CIRCUIT BREAKER		☉	☼	☀	☁	☂	☃	☄	★	☆	☇	☈	☉	☊	☋	☌	☍	☎	☏	☐	TOTAL WATT	BEBAN TERPASANG (AMP)			☼	☼	☼	☼	☼	☼		
		JML KUTUB	TRIP AMP																					R	S	T								
1	PENERANGAN	1	10							1	4	1	1	2									124	0,7				1	2	1				
2															20	5							450			2,4					1			
3	SPARE																																	
4																																		
5																																		
																							574	0,7	0,0	2,4	1	2	1	1	0			

TOTAL KVA	0,7
TOTAL WATT	574

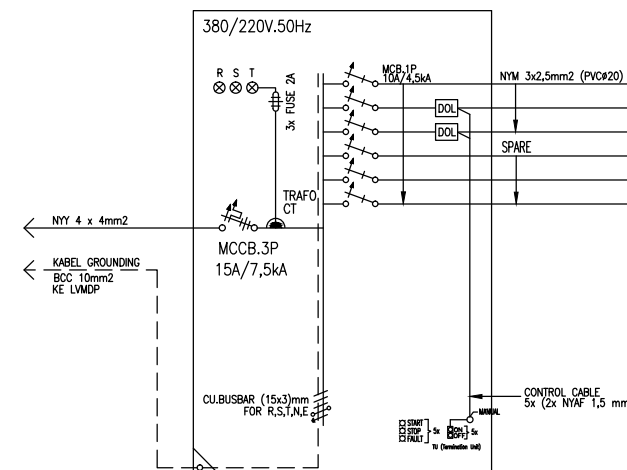
PP PARKIR 1
(PP.P1)
UK: 40 x 60 x 25CM



NO	FUNGSI	CIRCUIT BREAKER		☼	☼	TOTAL WATT	BEBAN TERPASANG (AMP)		
		JML KUTUB	TRIP AMP				R	S	T
1	KOTAK KONTAK	1	16	5		500			2,7
2				4		400			2,1
3	SPARE								
4									
5									
		9	0	900	0,0	0,0	4,8		

TOTAL KVA	1,1
TOTAL WATT	900

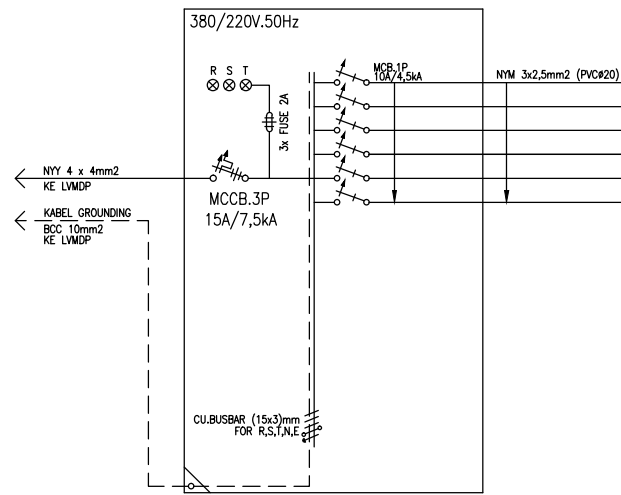
POWER PANEL AC PARKIR 1
(PPAC.P1)
UK: 50 x 70 x 25CM



NO	FUNGSI	CIRCUIT BREAKER		☼	☼	☼	☼	TOTAL WATT	BEBAN TERPASANG (AMP)		
		JML KUTUB	TRIP AMP						R	S	T
1	POWER AC 1 PK	1	16				750	4,9			
2	POWER AIR CONDUCTING FAN						500				
3	AXIAL FAN DUCTING						600			3,9	
4	SPARE										
5											
6											
		1	2	0	2	1850	4,9	0,0	3,9		

TOTAL KVA	2,6
TOTAL WATT	1850

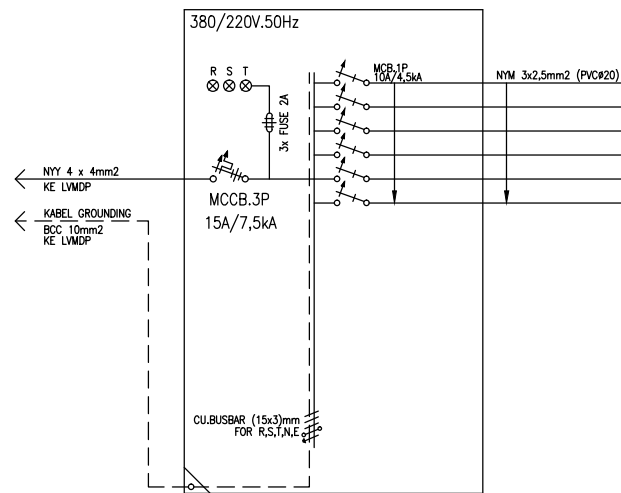
LP PARKIR 2
(LP.P2)
UK: 40 x 60 x 25CM



NO	FUNGSI	CIRCUIT BREAKER		DOWNLIGHT LED ACRYLIC COVER 138 INCH + BATTERY	DOWNLIGHT LED ACRYLIC COVER 138 INCH + BATTERY	SMET CIRCULAR 128	DOWNLIGHT LED ACRYLIC COVER 138 INCH + BATTERY	DOWNLIGHT LED ACRYLIC COVER 138 INCH + BATTERY	TL WEATHERPROOF LED 10W	TL WEATHERPROOF LED 10W	TL LED (BARIU) (BALE OVAL) 18 WATT + BATTERY	TL LED (BARIU) (BALE OVAL) 18 WATT + BATTERY	LAMPU EXIT LED 10W	LAMPU RI ACRYLIC COVER 2x TL LED 30W	LAMPU RI ACRYLIC COVER 2x TL LED 30W	DOWNLIGHT LED ACRYLIC COVER 10W	TOTAL WATT	BEBAN TERPASANG (AMP)			SALJAR GANDA	SALJAR TUNGGAL	SALJAR HOTEL GANDA	SALJAR HOTEL TUNGGAL	GRID SWITCH/ SALJAR GANDA	
		JML KUTUB	TRIP AMP															R	S	T						
1	PENERANGAN	1	10															217	1,2			2	4	2		
2												22						396		2,1						1
3											22	5	2					506			2,7					1
4	SPARE																									
5																										
				3	0	1	4	1	2	4	44	5	2	0	0	0		1119	1,2	2,1	2,7	2	4	2	0	2

TOTAL KVA	1,3
TOTAL WATT	1119

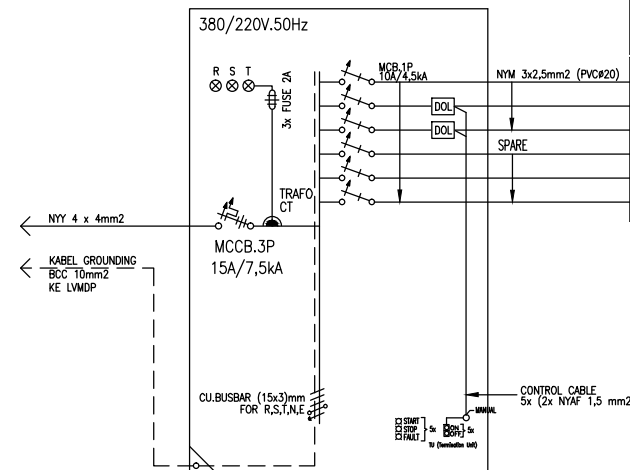
PP PARKIR 2
(PP.P2)
UK: 40 x 60 x 25CM



NO	FUNGSI	CIRCUIT BREAKER		KOROK KONK DINDING 1 FASA	KOROK KONK SARUN 1 FASA	TOTAL WATT	BEBAN TERPASANG (AMP)		
		JML KUTUB	TRIP AMP				R	S	T
1	KOTAK KONTAK	1	16	7		700			3,7
2				3		300		1,6	
3				5		500	2,7		
4	SPARE								
5									
6									
				15	0	1500	2,7	1,6	3,7

TOTAL KVA	1,8
TOTAL WATT	1500

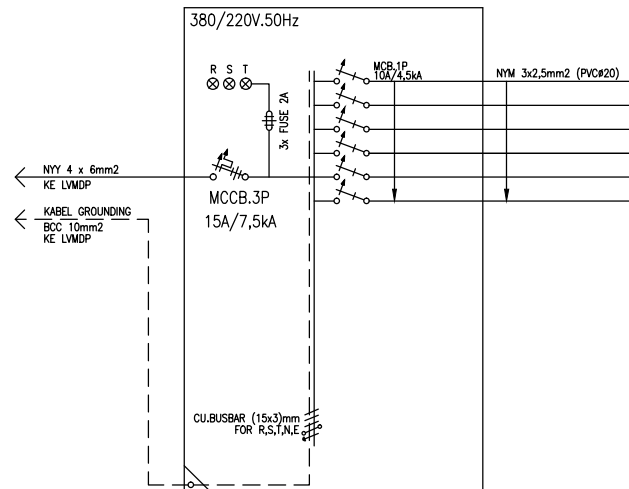
POWER PANEL AC PARKIR 2
(PPAC.P2)
UK: 50 x 70 x 25CM



NO	FUNGSI	CIRCUIT BREAKER		TOTAL WATT	BEBAN TERPASANG (AMP)		
		JML KUTUB	TRIP AMP		R	S	T
1	POWER AC 1 PK	1	16	750	4,9		
2	POWER AIR CONDUCTING FAN			800		5,2	
3				550			3,6
4	SPARE						
5							
6							
				2100	4,9	5,2	3,6

TOTAL KVA	3
TOTAL WATT	2100

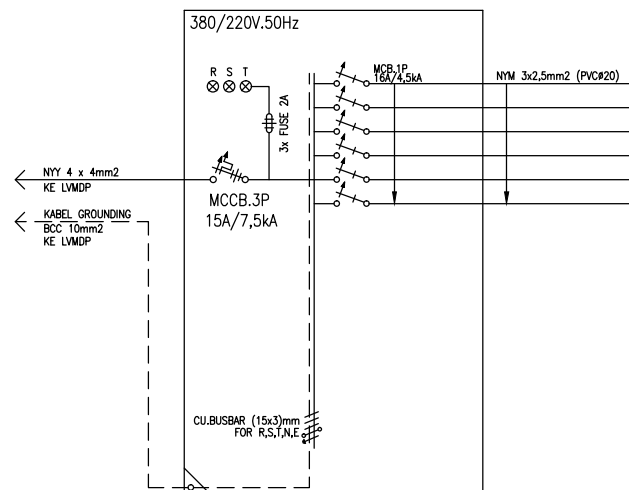
LP PARKIR 3
(LP.P2)
UK: 40 x 60 x 25CM



NO	FUNGSI	CIRCUIT BREAKER		☉	☉	☒	☒	☒	☒	☒	☒	☒	☒	☒	☒	☒	☒	TOTAL WATT	BEBAN TERPASANG (AMP)			☘	☘	☘	☘	☘	
		JML KUTUB	TRIP AMP																R	S	T						
1	PENERANGAN	1	10															217			1,2	2	3				
2																		604		3,2						1	1
3																		280	1,5						1	1	
4	SPARE																										
5																											
6																											
																		1101	1,5	3,2	1,2	2	3	0	2	2	

TOTAL KVA	1,3
TOTAL WATT	1101

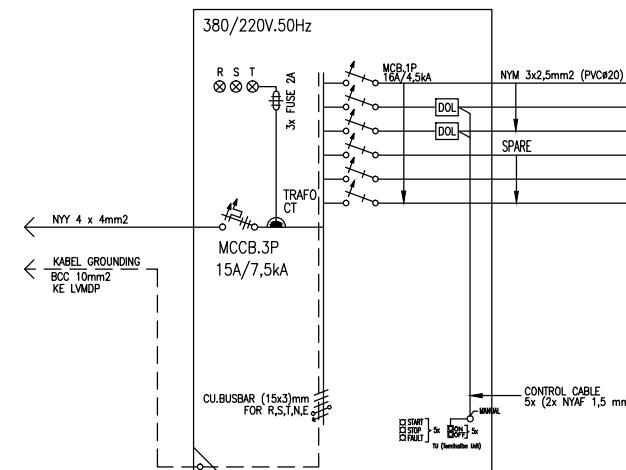
PP PARKIR 3
(PP.P2)
UK: 40 x 60 x 25CM



NO	FUNGSI	CIRCUIT BREAKER		A	☉	TOTAL WATT	BEBAN TERPASANG (AMP)		
		JML KUTUB	TRIP AMP				R	S	T
1	KOTAK KONTAK	1	16	7		700	3,7		1,6
2				3		300			
3				5		500		2,7	
4	SPARE								
5									
6									
						1500	3,7	2,7	1,6

TOTAL KVA	1,8
TOTAL WATT	1500

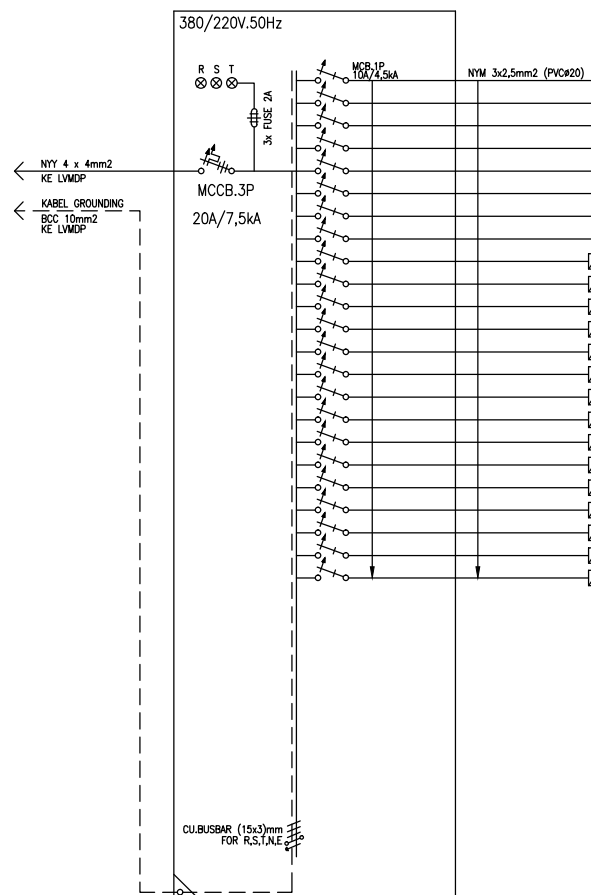
POWER PANEL AC PARKIR 3
(PPAC.P3)
UK: 50 x 70 x 25CM



NO	FUNGSI	CIRCUIT BREAKER		☒	☒	☒	☒	TOTAL WATT	BEBAN TERPASANG (AMP)			
		JML KUTUB	TRIP AMP						R	S	T	
1	POWER AC 1 PK	1	16					750	4,9			
2	POWER AIR CONDUCTING FAN							800		5,2		
3								550			3,6	
4	SPARE											
5												
6												
									2100	4,9	5,2	3,6

TOTAL KVA	3
TOTAL WATT	2100

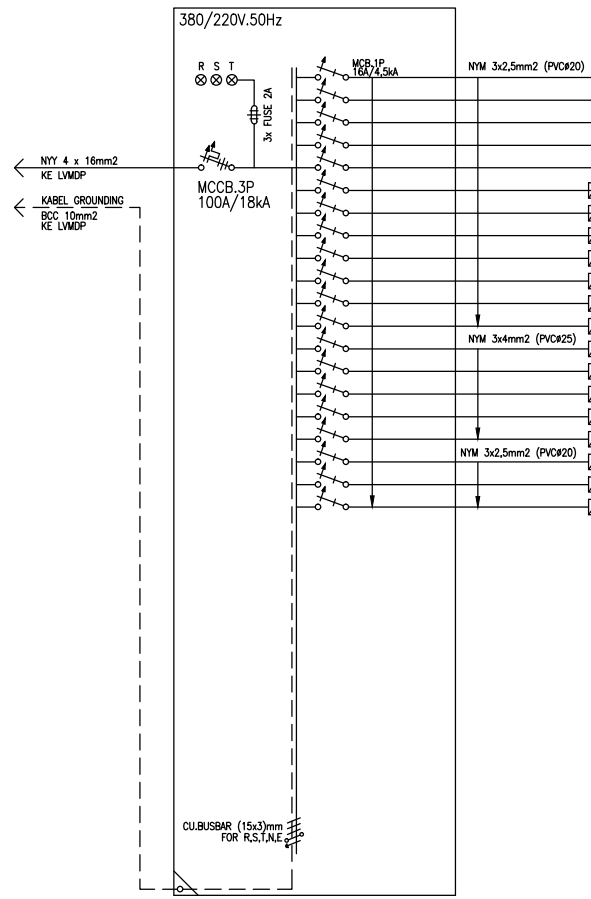
LP LANTAI 5
(LP.5)
UK: 50 x 70 x 25CM



NO	FUNGSI	BREAKER		BEBAN TERPASANG (AMP)												TOTAL WATT	BEBAN TERPASANG (AMP)										
		JML KUTUB	TRIP AMP	DOWNLIGHT LED ACRES COVER 13W INCH	DOWNLIGHT LED ACRES COVER 13W INCH + BATTERY	DOWNLIGHT LED ACRES COVER 13W INCH	DOWNLIGHT LED ACRES COVER 13W INCH + BATTERY	TL WANGKOP LED 10W	TL WANGKOP LED 10W	TL LED BAKU (30W) 18 WATT	TL LED BAKU (30W) 18 WATT + BATTERY	LAMPU EXIT LED 10W	LAMPU RM ACRES COVER 2x TL LED 9W	LAMPU RM ACRES COVER 2x TL LED 9W	DOWNLING LED ACRES COVER 9W		R	S	T	SAKLAR GANDA	SAKLAR TUNGGAL	SAKLAR HOTEL GANDA	SAKLAR HOTEL TUNGGAL	SPID SWITCH/SAKLAR GANS			
1	PENERANGAN	1	10	1		1	8		1	1							2	176	0,9			2	1	1			
2				12													5	211		1,1		3	3				
3				9													5	478			2,6	3	3	1			
4																		241	1,3								1
5																		802		4,3							1
6																		182			1,0						1
7																		540	2,9								1
8				10	1													143		0,8							1
9	BOX MCB KAMAR																	96			0,5						
10																		96	0,5								
11																		96		0,5							
12																		96			0,5						
13																		96	0,5								
14																		96		0,5							
15																		96			0,5						
16																		206	1,1								
17																		206		1,1							
18																		246			1,3						
19																		246	1,3								
20																											
21	SPARE																										
22																											
23																											
				32	1	1	38	3	2	2	12	3	5	31	6	12	4349	8,6	8,3	6,4	8	7	2	0	5		

TOTAL KVA	5,2
TOTAL WATT	4595

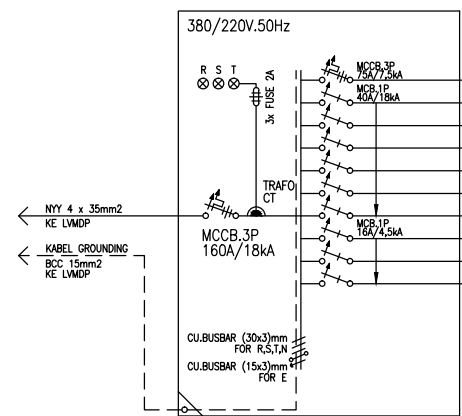
POWER PANEL LANTAI 5
(PP.5)
UK: 50 x 70 x 25CM



NO	FUNGSI	BREAKER		TOTAL WATT	BEBAN TERPASANG (AMP)				
		JML KUTUB	TRIP AMP		R	S	T		
1	PENERANGAN	1	16	700	3,7				
2				800		4,3			
3				600			3,2		
4				700	3,7				
5				700			3,2		
6				1000	5,3				
7	BOX MCB KAMAR			1196		6,4			
8				1196	6,4				
9				1196		6,4			
10				1196	6,4				
11				1196		6,4			
12				1196			6,4		
13				2690	14,4				
14				2690		14,4			
15				2317			12,4		
16				2317	12,4				
17				2317			12,4		
18	SPARE								
19									
20									
				35	3	24503	47,05	36,8	47,18

TOTAL KVA	28,8
TOTAL WATT	24503

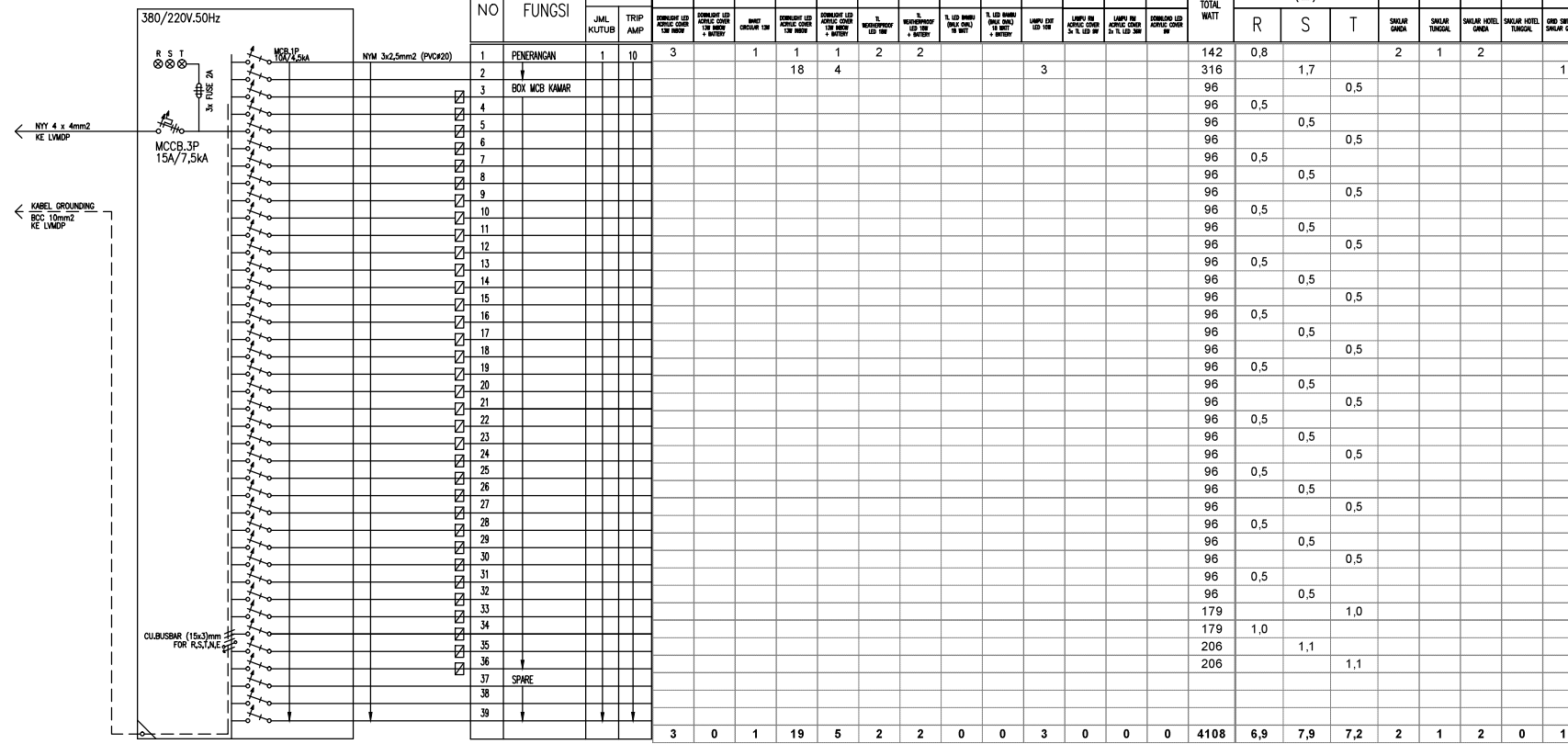
POWER PANEL AC LANTAI 5
(PPAC.5)
UK: 50 x 70 x 25CM



NO	FUNGSI	CIRCUIT BREAKER		TOTAL WATT	BEBAN TERPASANG (AMP)				
		JML KUTUB	TRIP AMP		R	S	T		
1	OUTDOOR UNIT AC 95.500 BTU/H	3	75	28000	60,6	60,6	60,6		
2	INDOOR UNIT AC 2 PK	1	40	2000		13,0			
3	INDOOR UNIT AC 2 PK			2000			13,0		
4	INDOOR UNIT AC 2 PK			2000			13,0		
5	POWER AC 1 PK			3730	24,2				
6	POWER AC 1 PK			3730		24,2			
7	POWER AC 1 PK			3730			24,2		
8	SPARE		16						
9									
10									
				18	0	45190	97,8	97,8	97,8

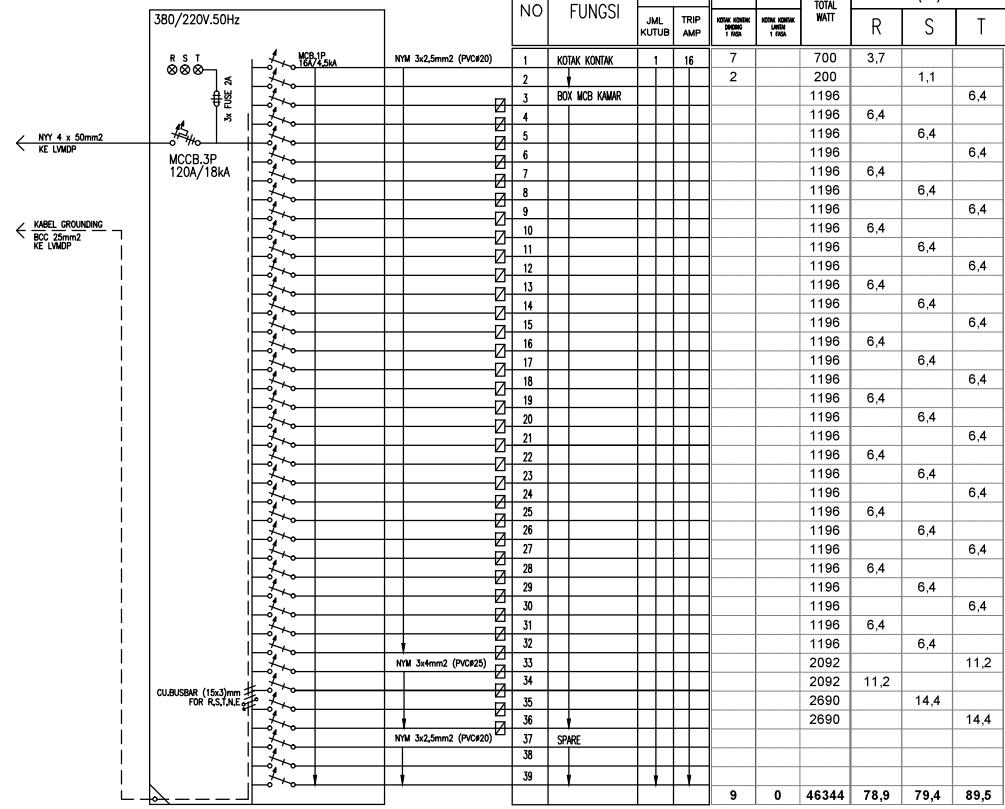
TOTAL KVA	64,6
TOTAL WATT	45190

LP LANTAI 6 SD 19
(LP.6 SD 19)
UK: 50 x 70 x 25CM




TOTAL KVA	4,8
TOTAL WATT	4092

PP LANTAI 6 SD 19
(PP.5)
UK: 50 x 70 x 25CM



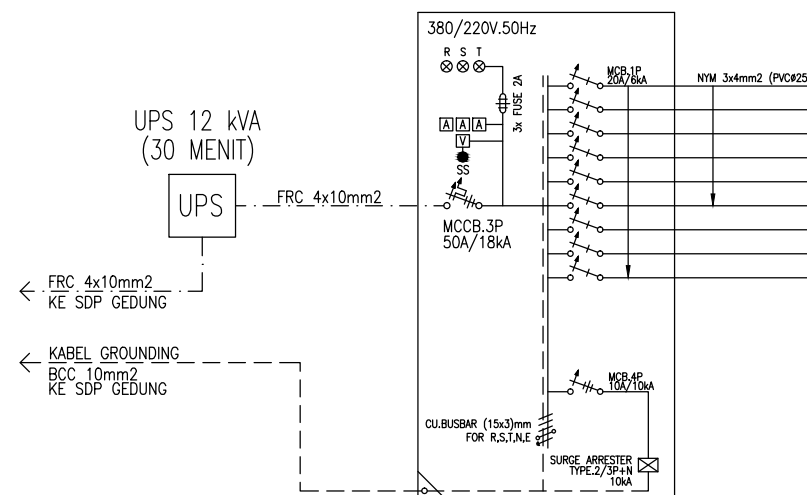
TOTAL KVA	54,4
TOTAL WATT	46344

POWER PANEL AC LANTAI 6 SD 19
(PPAC.6)
UK: 50 x 70 x 25CM



TOTAL KVA	74,9
TOTAL WATT	52400

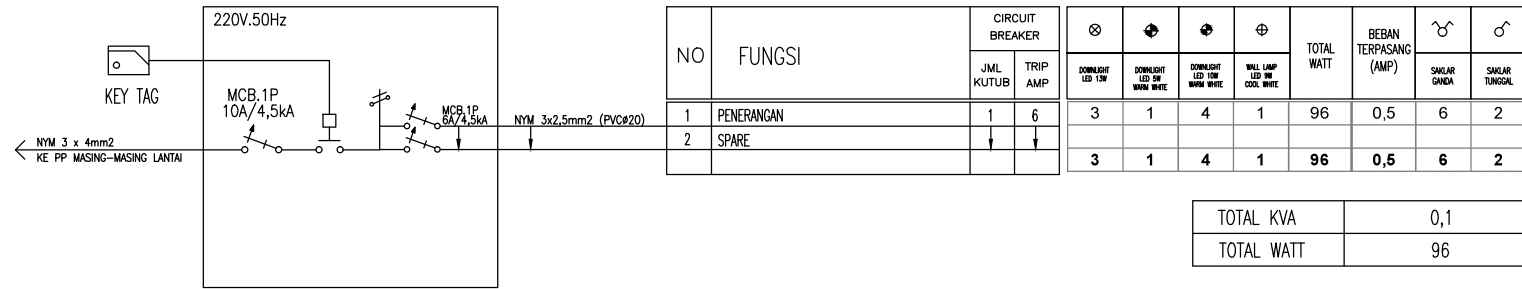
POWER PANEL
ELEKTRONIK (PP ELEKTRONIK)
UK: 50 x 70 x 25CM



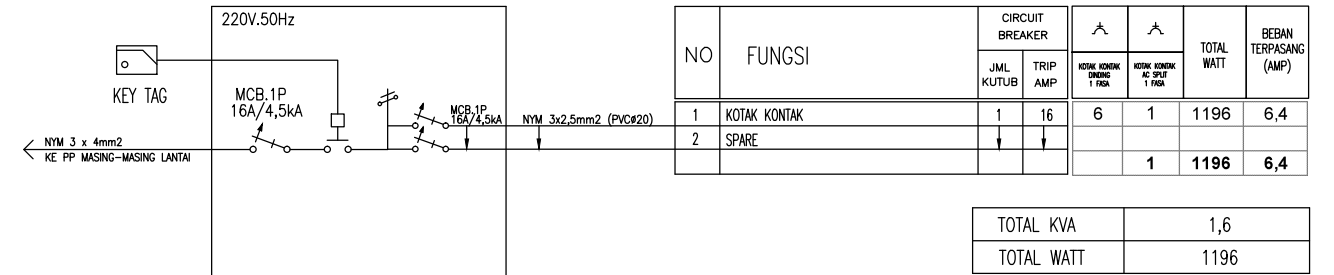
NO	FUNGSI	CIRCUIT BREAKER		TOTAL WATT	BEBAN TERPASANG (AMP)		
		JML KUTUB	TRIP AMP		R	S	T
1	PERALATAN SENTRAL FIRE ALARM	1	20	1250			6.7
2	PERALATAN SENTRAL SOUND SYSTEM			1750		9.4	
3	PERALATAN SENTRAL TELEPHONE			1750	9.4		
4	PERALATAN SERVER DATA			1250	6.7		
5	PERALATAN SERVER MATV			1250		6.7	
6	PERALATAN SERVER CCTV			1750			9.4
7	SPARE						
8							
9							
				9000	16.0	16.0	16.0

TOTAL KVA	10,6
TOTAL WATT	9000

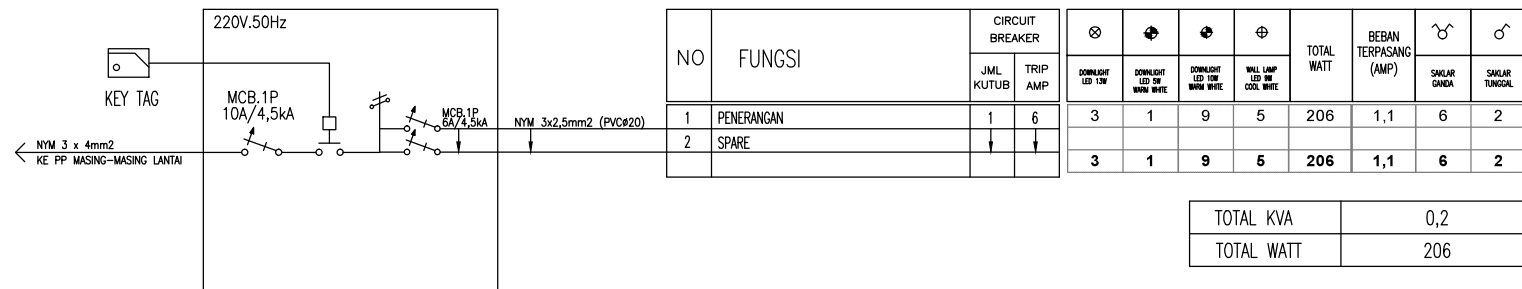
BOX MCB
KAMAR TIPE 1
KAP. 6 MCB



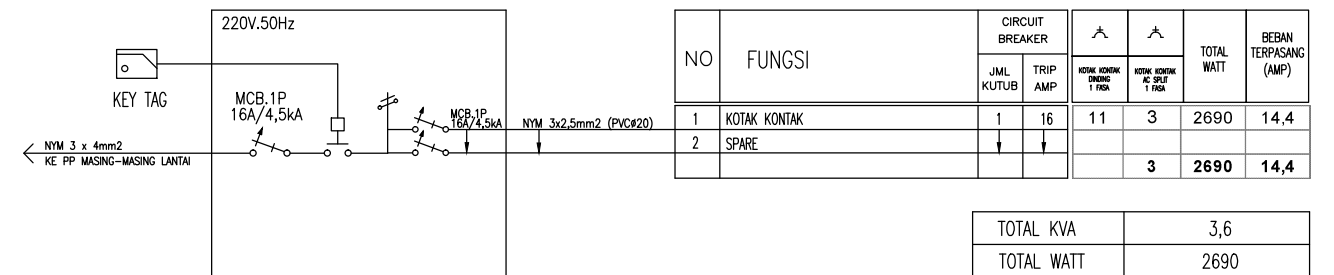
BOX MCB
KAMAR TIPE 1
KAP. 16 MCB



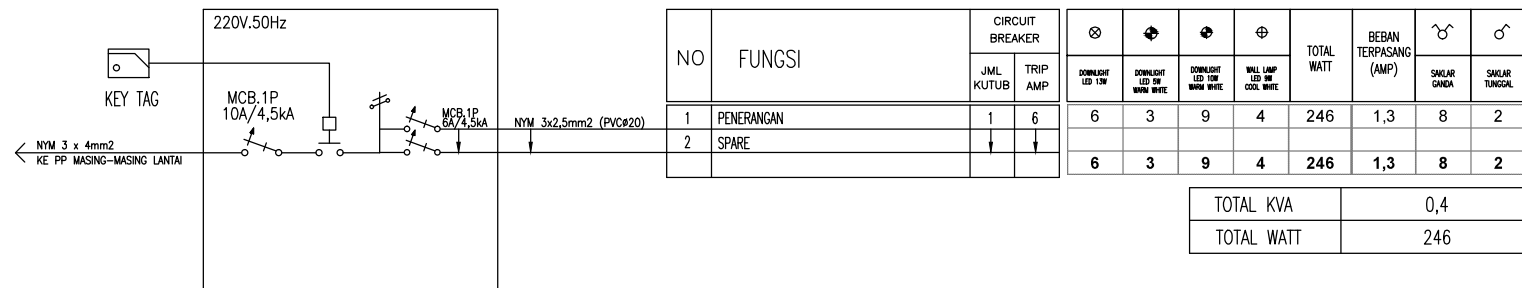
BOX MCB
KAMAR TIPE 3
KAP. 6 MCB



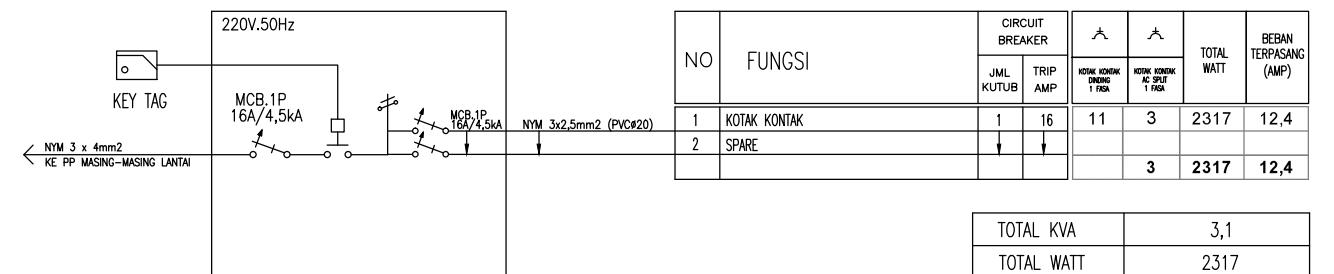
BOX MCB
KAMAR TIPE 3
KAP. 16 MCB



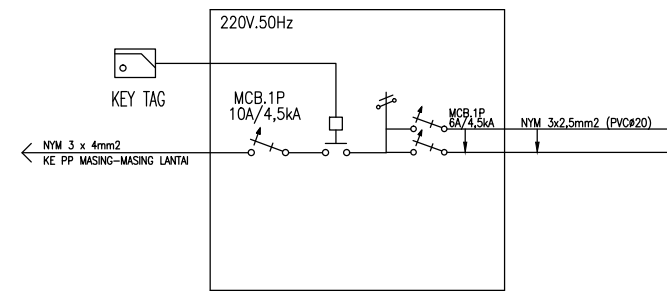
BOX MCB
KAMAR TIPE 4
KAP. 6 MCB



BOX MCB
KAMAR TIPE 1
KAP. 16 MCB



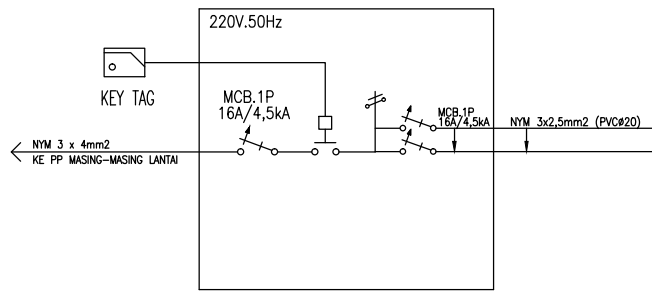
BOX MCB
KAMAR TIPE 1
KAP. 6 MCB



NO	FUNGSI	CIRCUIT BREAKER		⊗	⊕	⊖	⊕	TOTAL WATT	BEBAN TERPASANG (AMP)	⚡	♂
		JML KUTUB	TRIP AMP								
1	PENERANGAN	1	6	3	1	4	1	96	0,5	6	2
2	SPARE										
				3	1	4	1	96	0,5	6	2

TOTAL KVA	0,1
TOTAL WATT	88

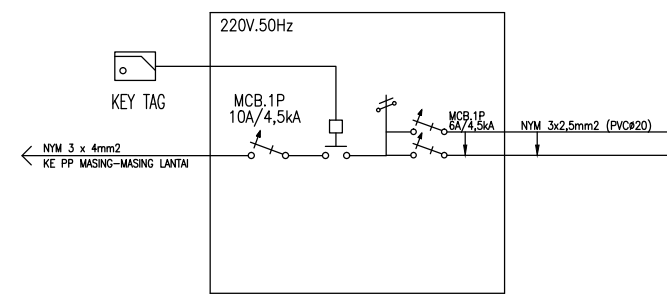
BOX MCB
KAMAR TIPE 1
KAP. 16 MCB



NO	FUNGSI	CIRCUIT BREAKER		⚡	⚡	TOTAL WATT	BEBAN TERPASANG (AMP)
		JML KUTUB	TRIP AMP				
1	KOTAK KONTAK	1	16	6	1	1196	6,4
2	SPARE						
				1		1196	6,4

TOTAL KVA	1,6
TOTAL WATT	1196

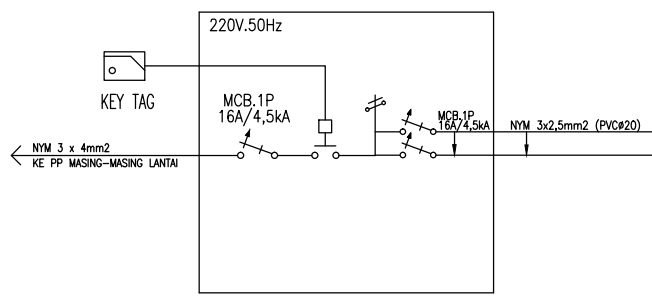
BOX MCB
KAMAR TIPE 2
KAP. 6 MCB



NO	FUNGSI	CIRCUIT BREAKER		⊗	⊕	⊖	⊕	TOTAL WATT	BEBAN TERPASANG (AMP)	⚡	♂
		JML KUTUB	TRIP AMP								
1	PENERANGAN	1	6	5	1	7	2	179	0,9	4	1
2	SPARE										
				5	1	7	2	179	0,9	4	1

TOTAL KVA	0,2
TOTAL WATT	179

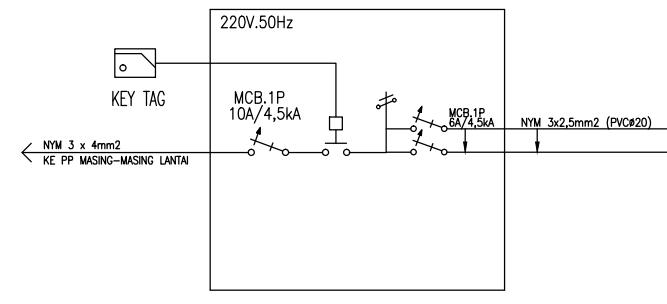
BOX MCB
KAMAR TIPE 2
KAP. 16 MCB



NO	FUNGSI	CIRCUIT BREAKER		⚡	⚡	TOTAL WATT	BEBAN TERPASANG (AMP)
		JML KUTUB	TRIP AMP				
1	KOTAK KONTAK	1	16	8	2	2092	11,2
2	SPARE						
				2		2092	11,2

TOTAL KVA	2,8
TOTAL WATT	2092

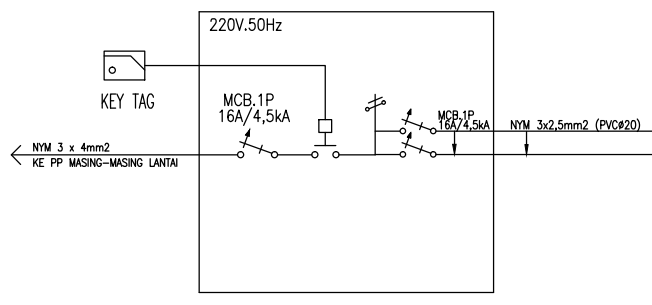
BOX MCB
KAMAR TIPE 3
KAP. 6 MCB



NO	FUNGSI	CIRCUIT BREAKER		⊗	⊕	⊖	⊕	TOTAL WATT	BEBAN TERPASANG (AMP)	⚡	♂
		JML KUTUB	TRIP AMP								
1	PENERANGAN	1	6	3	1	9	5	206	1,1	6	2
2	SPARE										
				3	1	9	5	206	1,1	6	2

TOTAL KVA	0,2
TOTAL WATT	206

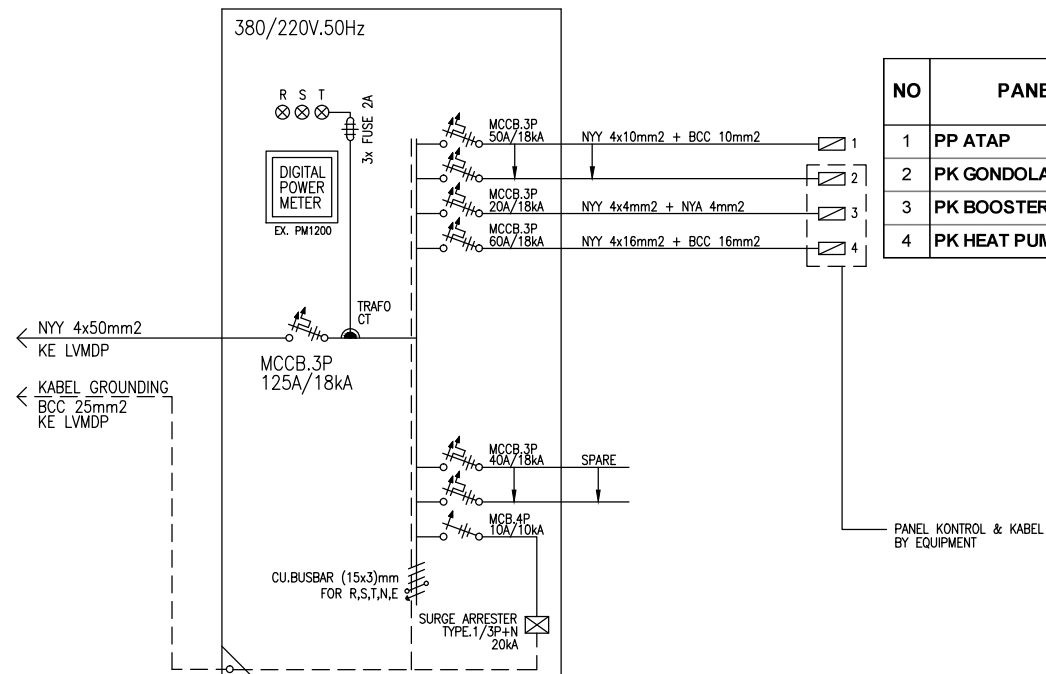
BOX MCB
KAMAR TIPE 3
KAP. 16 MCB



NO	FUNGSI	CIRCUIT BREAKER		⚡	⚡	TOTAL WATT	BEBAN TERPASANG (AMP)
		JML KUTUB	TRIP AMP				
1	KOTAK KONTAK	1	16	11	3	2690	14,4
2	SPARE						
				3		2690	14,4

TOTAL KVA	3,6
TOTAL WATT	2690

SUB DISTRIBUTION PANEL
LANTAI ME
UK: 60 x 100 x 25CM



SKEDUL BEBAN SDP LANTAI ME

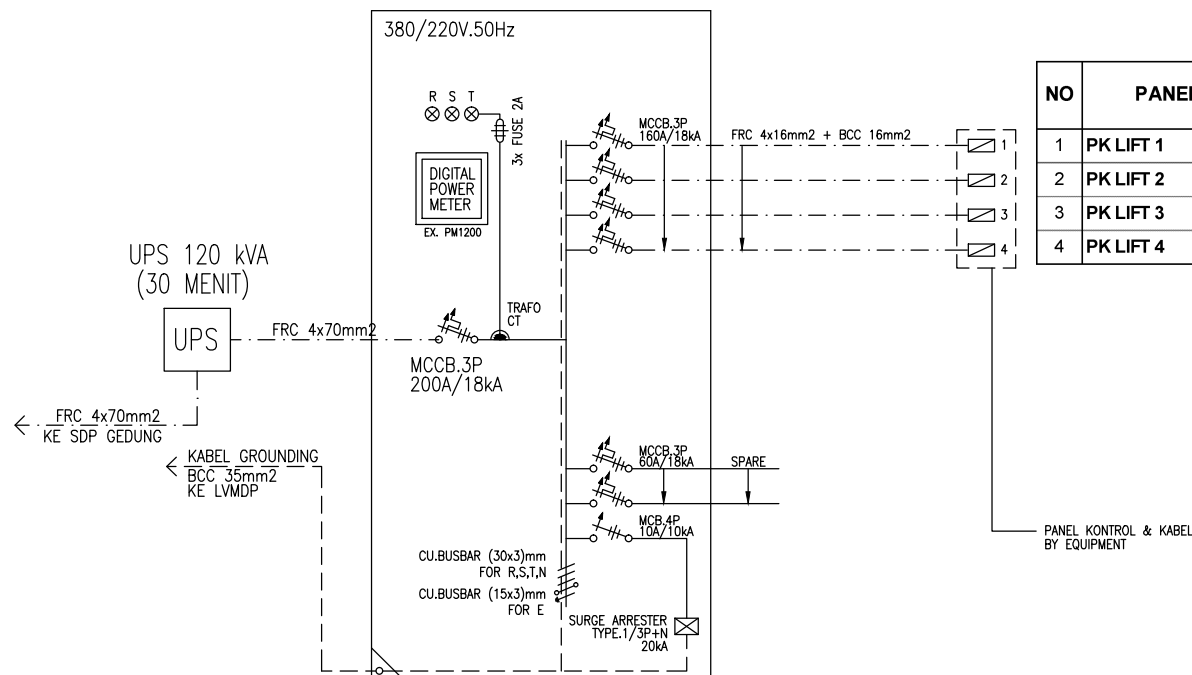
NO	PANEL	FUNGSI	BEBAN TERSAMBUNG					FK %	BEBAN NORMAL				
			(KVA)	(KW)	R	S	T		(KVA)	(KW)	R	S	T
1	PP ATAP	DISTRIBUSI LISTRIK ATAP	10,3	8,3	10,9	17,9	17,9	0,7	7,2	5,8	7,7	12,5	12,5
2	PK GONDOLA	POWER MESIN GONDOLA	14,3	10,0	21,6	21,6	21,6	0,8	11,4	8,0	17,3	17,3	17,3
3	PK BOOSTER PUMP	POWER POMPA BOOSTER AIR BERSIH	4,3	3,0	6,5	6,5	6,5	0,5	2,1	1,5	3,2	3,2	3,2
4	PK HEAT PUMP	POWER PEMANAS AIR SENTRAL HEAT PUMP	21,4	15,0	32,5	32,5	32,5	0,5	10,7	7,5	16,2	16,2	16,2

50,3	36,3	71,5	78,5	78,5		31,5	22,8	44,5	49,3	49,3
KVA	KW	A	A	A		KVA	KW	A	A	A

TOTAL BEBAN LISTRIK NORMAL

TOTAL KVA	31,5
TOTAL KW	22,8

SUB DISTRIBUTION PANEL (SDP)
LIFT
UK: 60 x 100 x 25CM



SDP LIFT

NO	PANEL	FUNGSI	BEBAN TERSAMBUNG					FK %	BEBAN NORMAL					BEBAN EMERGENCY				
			(KVA)	(KW)	R	S	T		(KVA)	(KW)	R	S	T	(KVA)	(KW)	R	S	T
1	PK LIFT 1	POWER MESIN LIFT	22,4	15,0	33,9	33,9	33,9	1,0	22,4	15,0	33,9	33,9	33,9	22,4	15,0	33,9	33,9	33,9
2	PK LIFT 2	POWER MESIN LIFT	22,4	15,0	33,9	33,9	33,9	1,0	22,4	15,0	33,9	33,9	33,9	22,4	15,0	33,9	33,9	33,9
3	PK LIFT 3	POWER MESIN LIFT	22,4	15,0	33,9	33,9	33,9	0,75	16,8	11,3	25,4	25,4	25,4	16,8	11,3	25,4	25,4	25,4
4	PK LIFT 4	POWER MESIN LIFT	22,4	15,0	33,9	33,9	33,9	0,6	13,4	9,0	20,4	20,4	20,4	13,4	9,0	20,4	20,4	20,4

89,6	60,0	135,7	135,7	135,7		75,0	50,3	113,7	113,7	113,7	75,0	50,3	113,7	113,7	113,7
KVA	KW	A	A	A		KVA	KW	A	A	A	KVA	KW	A	A	A

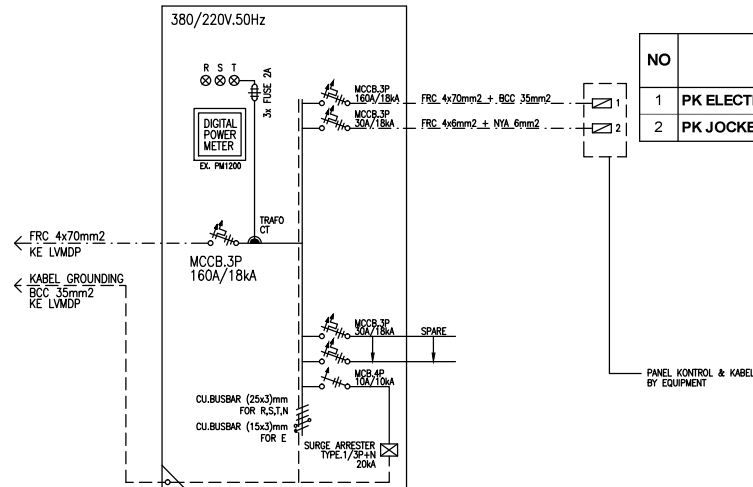
TOTAL BEBAN LISTRIK NORMAL

TOTAL KVA	75,0
TOTAL KW	50,3

TOTAL BEBAN LISTRIK EMERGENCY

TOTAL KVA	75,0
TOTAL KW	50,3

POWER PANEL HYDRANT
(PP HYDRANT)
UK: 60 x 80 x 25CM

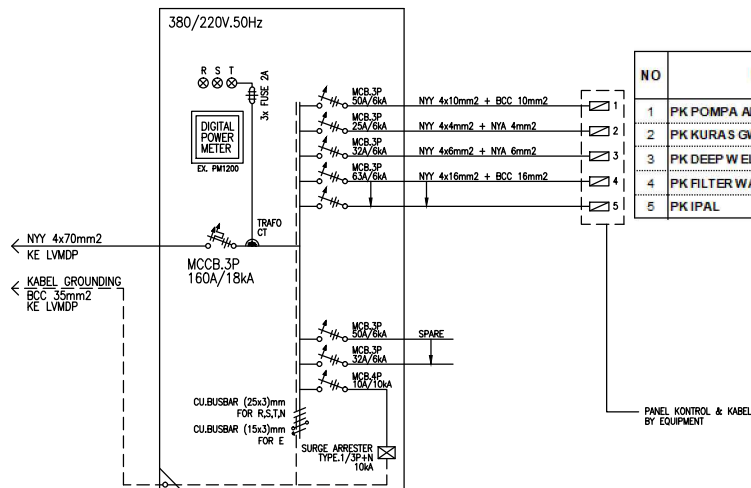


SKEDUL BEBAN PP HYDRANT

NO	PANEL	FUNGSI	BEBAN TERSAMBUNG					FK %	BEBAN NORMAL					BEBAN EMERGENCY				
			(KVA)	(KW)	R	S	T		(KVA)	(KW)	R	S	T	(KVA)	(KW)	R	S	T
1	PK ELECTRIC HYDRANT PUMP	POWER POMPA HYDRANT ELEKTRIK	76,9	50,0	116,6	116,6	116,6	-	-	-	-	-	-	76,9	50,0	116,6	116,6	116,6
2	PK JOCKEY PUMP	POWER POMPA JOCKEY	5,7	4,0	8,7	8,7	8,7	1,0	5,7	4,0	8,7	8,7	8,7	-	-	-	-	-
			82,6	54,0	125,2	125,2	125,2		5,7	4,0	8,7	8,7	8,7	76,9	50,0	116,6	116,6	116,6
			KVA	KW	A	A	A		KVA	KW	A	A	A	KVA	KW	A	A	A

BEBAN LISTRIK NORMAL			BEBAN LISTRIK EMERGENCY		
TOTAL KVA	5,7		TOTAL KVA	76,9	
TOTAL KW	4,0		TOTAL KW	50,0	

SUB DISTRIBUTION PANEL
POMPA (SDP POMPA)
UK: 60 x 80 x 25CM



SKEDUL BEBAN SDP POMPA

NO	PANEL	FUNGSI	BEBAN TERSAMBUNG					FK %	BEBAN NORMAL				
			(KVA)	(KW)	R	S	T		(KVA)	(KW)	R	S	T
1	PK POMPA AB	POWER POMPA TRANSFER AIR BERSIH	18,6	13,0	28,1	28,1	28,1	0,5	9,3	6,5	14,1	14,1	14,1
2	PK KURAS GWK	POWER POMPA KURAS	2,9	2,0	4,3	4,3	4,3	0,5	1,4	1,0	2,2	2,2	2,2
3	PK DEEP WELL	POWER POMPA DEEP WELL	10,7	7,5	16,2	16,2	16,2	1,0	10,7	7,5	16,2	16,2	16,2
4	PK FILTER WATER TREATMENT	POWER EQUIPMENT FILTER WATER TREATMENT	21,4	15,0	32,5	32,5	32,5	0,7	15,0	10,5	22,7	22,7	22,7
5	PK IPAL	POWER EQUIPMENT IPAL	21,4	15,0	32,5	32,5	32,5	0,7	15,0	10,5	22,7	22,7	22,7
			75,0	52,5	113,6	113,6	113,6		51,4	36,0	77,9	77,9	77,9
			KVA	KW	A	A	A		KVA	KW	A	A	A

BEBAN LISTRIK NORMAL	
TOTAL KVA	51,4
TOTAL KW	36,0

SKEDUL BEBAN LISTRIK GEDUNG

NO	PANEL / FUNGSI	FUNGSI	BEBAN TERSAMBUNG					FK %	BEBAN NORMAL					BEBAN EMERGENCY				
			(KVA)	(KW)	R	S	T		(KVA)	(KW)	R	S	T	(KVA)	(KW)	R	S	T
1	PP HYDRANT	POMPA HYDRANT & POMPA JOCKEY	82,6	54,0	125,2	125,2	125,2	0,1	5,7	4,0	8,7	8,7	8,7	76,9	50,0	116,6	116,6	116,6
2	SDP POMPA	POMPAP AB - IPAL	75,0	52,5	113,6	113,6	113,6	0,7	51,4	36,0	77,9	77,9	77,9					
3	LP B2	PENERANGAN	1,6	1,4	3,0	1,0	3,2	0,7	1,1	0,9	2,1	0,7	2,2					
4	PP B2	KOTAK KONTAK	4,1	3,6	4,3	4,3	3,2	0,5	2,1	1,8	2,2	2,2	1,6	-	-	-	-	-
5	PPAC B2	AC & VENTILASI MEKANIK	3,0	2,1	4,9	5,2	3,6	0,7	2,1	1,5	3,4	3,6	2,5	-	-	-	-	-
6	LP B1	PENERANGAN	1,5	1,3	3,4	0,8	2,7	0,7	1,1	0,9	2,4	0,6	1,9	-	-	-	-	-
7	PP B1	KOTAK KONTAK	2,7	2,3	3,2	5,9	3,2	0,5	1,4	1,2	1,6	3,0	1,6	-	-	-	-	-
8	PPAC B1	AC & VENTILASI MEKANIK	5,5	3,9	11,6	9,7	3,9	0,7	3,9	2,7	8,1	6,8	2,7	-	-	-	-	-
9	LP ELEKTRONIK	UTILITAS ELEKTRONIK, SECURITY & IT	10,6	9,0	16,0	16,0	16,0	0,7	7,4	6,3	11,2	11,2	11,2					
10	LP LD	PENERANGAN	2,0	1,7	3,8	3,8	1,5	0,7	1,4	1,2	2,7	2,7	1,1	-	-	-	-	-
11	PP LD	KOTAK KONTAK	4,5	3,8	7,5	9,6	3,2	0,5	2,3	1,9	3,8	4,8	1,6	-	-	-	-	-
12	PPAC LD	AC & VENTILASI MEKANIK	91,8	64,2	141,9	129,9	142,9	0,7	64,2	45,0	99,3	90,9	100,0	-	-	-	-	-
13	LP OL	PENERANGAN OUTDOOR	13,4	11,4	8,4	8,4	8,5	0,7	9,4	7,9	5,9	5,9	6,0	-	-	-	-	-
14	LP P1	PENERANGAN	0,7	0,6	0,7	0,0	2,4	0,7	0,5	0,4	0,5	0,0	1,7	-	-	-	-	-
15	PP P1	KOTAK KONTAK	1,1	0,9	0,0	0,0	4,8	0,5	0,6	0,5	0,0	0,0	2,4	-	-	-	-	-
16	PPAC P1	AC & VENTILASI MEKANIK	2,6	1,9	4,9	0,0	3,9	0,7	1,8	1,3	3,4	0,0	2,7	-	-	-	-	-
17	LP P2	PENERANGAN	1,3	1,1	1,2	2,1	2,7	0,7	0,9	0,8	0,8	1,5	1,9	-	-	-	-	-
18	PP P2	KOTAK KONTAK	1,8	1,5	2,7	1,6	3,7	0,5	0,9	0,8	1,4	0,8	1,9	-	-	-	-	-
19	PPAC P2	AC & VENTILASI MEKANIK	3,0	2,1	1,5	3,2	3,6	0,7	2,1	1,5	1,1	2,2	2,5	-	-	-	-	-
20	LP P3	PENERANGAN	1,3	1,1	1,5	3,2	1,2	0,7	0,9	0,8	1,1	2,2	0,8	-	-	-	-	-
21	PP P3	KOTAK KONTAK	1,8	1,5	3,7	2,7	1,6	0,5	0,9	0,8	1,9	1,4	0,8	-	-	-	-	-
22	PPAC P3	AC & VENTILASI MEKANIK	3,0	2,1	4,9	5,2	3,6	0,7	2,1	1,5	3,4	3,6	2,5	-	-	-	-	-
23	LP 5	PENERANGAN	5,2	4,5	8,3	9,3	6,2	0,7	3,6	3,1	5,8	6,5	4,3	-	-	-	-	-
24	PP 5	KOTAK KONTAK	28,8	24,5	47,1	36,8	47,2	0,5	14,4	12,3	23,5	18,4	23,6	-	-	-	-	-
25	PPAC 5	AC & VENTILASI MEKANIK	64,6	45,2	97,8	97,8	97,8	0,7	45,2	31,6	68,5	68,5	68,5	-	-	-	-	-
26	LP LANTAI 6 SD 19	PENERANGAN	54,0	45,6	76,8	55,8	79,2	0,7	37,8	31,9	53,8	39,1	55,4	-	-	-	-	-
27	PP LANTAI 6 SD 19	KOTAK KONTAK DAN POWER AC KAMAR	652,8	555,6	946,8	952,8	1074,0	0,6	391,7	333,4	568,1	571,7	644,4	-	-	-	-	-
28	PPAC LANTAI 6 SD 19	AC & VENTILASI MEKANIK	898,8	628,8	1465,2	1309,2	1309,2	0,7	629,2	440,2	1025,6	916,4	916,4	-	-	-	-	-
29	SDP ME	HEAT PUMP & BOOSTER PUMP	50,3	36,3	71,5	78,5	78,5	0,6	31,5	22,8	44,5	49,3	49,3	-	-	-	-	-
30	SDP LIFT	POWER MESIN LIFT	89,6	60,0	135,7	135,7	135,7	0,8	75,0	50,3	113,7	113,7	113,7	75,0	50,3	113,7	113,7	113,7
31																		
32			2159,0	1624,2	3317,1	3127,3	3285,9		1392,4	1044,9	2146,1	2014,1	2111,8	151,9	100,3	230,3	230,3	230,3
			KVA	KW	A	A	A		KVA	KW	A	A	A	KVA	KW	A	A	A

TOTAL BEBAN LISTRIK NORMAL				TOTAL BEBAN LISTRIK EMERGENCY			
TOTAL KVA	1392,4	TOTAL KVA	151,9				
TOTAL KW	1044,9	TOTAL KW	100,3				

PERBAIKAN FAKTOR DAYA

Faktor Daya Instalasi	0,75
Faktor Daya Yang Diinginkan (Dikondisikan)	0,90
Kapasitor Diperlukan (KVAR)	414,2

INSTALASI KAPASITOR BANK

Total Kapasitor Dipasang (KVAR)	414,2
Faktor Daya Dihasilkan	0,90

BEBAN NORMAL DENGAN KAP. BANK

S	P	R	S	T
1246,8	1044,9	1921,7	1803,6	1891,1
KVA	KW	A	A	A

BEBAN LISTRIK NORMAL DENGAN KAP. BANK	
TOTAL KVA	1246,8
TOTAL KW	1044,9