

# LAMPIRAN

## LAMPIRAN 1

### DAFTAR SAMPEL PERUSAHAAN MANUFAKTUR YANG DIOLAH DAN TERDAFTAR DI BURSA EFEK INDONESIA PERIODE 2015-2018

<b>NO</b>	<b>NAMA PERUSAHAAN</b>	<b>KODE PERUSAHAAN</b>
1	Argha Karya Prima Industry Tbk.	AKPI
2	Alkindo Naratama Tbk.	ALDO
3	Asahimas Plat Glas Tbk.	AMFG
4	Arwana Citra Mulia Tbk.	ARNA
5	Astra Otoparts Tbk.	AUTO
6	Sepatu Bata Tbk	BATA
7	Budi Starch and Sweetener Tbk.	BUDI
8	Cahaya Kalbar Tbk.	CEKA
9	Charoen Pokphand Indonesia Tbk.	CPIN
10	Delta Djakarta Tbk.	DLTA
11	Darya Varia Laboratoria Tbk.	DVLA
12	Ekadharma International Tbk.	EKAD
13	Gudang Garam Tbk.	GGRM
14	Hanjaya Mandala Sampoerna Tbk.	HMSP
15	Indofood CBP Sukses Makmur Tbk.	ICBP
16	Champion Pacific Indonesia Tbk.	IGAR
17	Indofood Sukses Makmur Tbk.	INDF
18	Indosorping Tbk.	INDS
19	Indocement Tunggal Prakarsa Tbk.	INTP
20	Jembo Cable Company Tbk.	JECC
21	Kimia Farma (Persero) Tbk.	KAEF
22	KMI Wire and Cable Tbk.	KBLI
23	Kalbe Farma Tbk.	KLBF
24	Lion Metal Works Tbk.	LION
25	Lionmesh Prima Tbk.	LMSH
26	Merck Tbk.	MERK
27	Multi Bintang Indonseia Tbk.	MLBI

<b>NO</b>	<b>NAMA PERUSAHAAN</b>	<b>KODE PERUSAHAAN</b>
28	Mayora Indah Tbk.	MYOR
29	Ricky Putra Globalindo Tbk.	RICY
30	Nippon Indosari Corporindo Tbk.	ROTI
31	Sekar Laut Tbk.	SKLT
32	Selamat Sempurna Tbk.	SMSM
33	Indo Acitama Tbk.	SRSN
34	Mandom Indonesia Tbk.	TCID
35	Surya Toto Indonesia Tbk.	TOTO
36	Trisula International Tbk.	TRIS
37	Tempo Scan Pasific Tbk.	TSPC
38	Ultrajaya Milk Industry and Trading Comapany Tbk.	ULTJ
39	Wismilak Inti Makmur Tbk.	WIIM

## LAMPIRAN 2

### INPUT DATA PERUSAHAAN MANUFAKTUR PERIODE 2015- 2018

NO	NAMA PERUSAHAAN	Tahun	DER
1	AKPI	2015	1,603135
		2016	1,33556
		2017	1,436797
		2018	1,488512
2	ALDO	2015	1,141303
		2016	1,042585
		2017	1,173723
		2018	0,937217
3	AMFG	2015	0,259585
		2016	0,529449
		2017	0,766141
		2018	1,344569
4	ARNA	2015	0,599121
		2016	0,627714
		2017	0,555612
		2018	0,507306
5	AUTO	2015	0,413636
		2016	0,386817
		2017	0,37208
		2018	0,410703
6	BATA	2015	0,453356
		2016	0,444378
		2017	0,47709
		2018	0,376957
7	BUDI	2015	1,954942
		2016	1,516611
		2017	1,460413
		2018	1,766428
8	CEKA	2015	1,32199
		2016	0,60596
		2017	0,542158
		2018	0,196907
9	CPIN	2015	0,948644
		2016	0,709725

		2017	0,561561
		2018	0,425655
10	DLTA	2015	0,222099
		2016	0,183156
		2017	0,171405
		2018	0,186388
11	DVLA	2015	0,413717
		2016	0,418483
		2017	0,469933
		2018	0,402045
12	EKAD	2015	0,334737
		2016	0,18666
		2017	0,202092
		2018	0,177599
13	GGRM	2015	0,670847
		2016	0,591125
		2017	0,582451
		2018	0,530959
14	HMSP	2015	0,187239
		2016	0,243841
		2017	0,264652
		2018	0,318007
15	ICBP	2015	0,620844
		2016	0,562198
		2017	0,555747
		2018	0,513495
16	IGAR	2015	0,236651
		2016	0,175831
		2017	0,160824
		2018	0,180743
17	INDF	2015	1,129595
		2016	0,870092
		2017	0,876766
		2018	0,933974
18	INDS	2015	0,330837
		2016	0,19787
		2017	0,135116
		2018	0,131301
19	INTP	2015	0,158067
		2016	0,153484
		2017	0,175398

		2018	0,196669
20	JECC	2015	2,693925
		2016	2,374614
		2017	2,522326
		2018	2,416744
21	KAEF	2015	0,670207
		2016	1,030707
		2017	1,369718
		2018	1,818573
22	KBLI	2015	0,51047
		2016	0,4163
		2017	0,686731
		2018	0,597662
23	KLBF	2015	0,252154
		2016	0,221614
		2017	0,195926
		2018	0,186446
24	LION	2015	0,040636
		2016	0,457307
		2017	0,507688
		2018	0,465143
25	LMSH	2015	0,1898
		2016	0,38794
		2017	0,243334
		2018	0,206004
26	MREK	2015	0,354991
		2016	0,276763
		2017	0,376267
		2018	1,437124
27	MLBI	2015	1,74091
		2016	1,772273
		2017	1,357091
		2018	1,474871
28	MYOR	2015	1,183618
		2016	1,062553
		2017	1,028168
		2018	1,059305
29	RICY	2015	1,994893
		2016	2,124089
		2017	2,194412
		2018	2,460484

30	ROTI	2015	1,277025
		2016	1,023661
		2017	0,616809
		2018	0,506328
31	SKLT	2015	1,480263
		2016	0,918749
		2017	1,068748
		2018	1,202873
32	SMSM	2015	0,541476
		2016	0,427001
		2017	0,336485
		2018	0,302717
33	SRSN	2015	0,688055
		2016	0,783717
		2017	0,57092
		2018	0,43741
34	TCID	2015	0,214142
		2016	0,22541
		2017	0,270932
		2018	0,23964
35	TOTO	2015	0,635582
		2016	0,693998
		2017	0,668736
		2018	0,501505
36	TRIS	2015	0,710384
		2016	0,845502
		2017	0,529815
		2018	0,777008
37	TSPC	2015	0,449049
		2016	0,420802
		2017	0,462985
		2018	0,448591
38	ULTJ	2015	0,265412
		2016	0,214937
		2017	0,233028
		2018	0,163544
39	WIIM	2015	0,42279
		2016	0,365799
		2017	0,253167
		2018	0,249033

NO	NAMA PERUSAHAAN	Tahun	ROE
1	AKPI	2015	0,02496
		2016	0,046779
		2017	0,011835
		2018	0,052054
2	ALDO	2015	0,140872
		2016	0,12559
		2017	0,126558
		2018	0,156509
3	AMFG	2015	0,000101
		2016	0,07236
		2017	0,010868
		2018	0,001834
4	ARNA	2015	0,079588
		2016	0,096379
		2017	0,118694
		2018	0,144272
5	AUTO	2015	0,031814
		2016	0,04588
		2017	0,050913
		2018	0,060442
6	BATA	2015	0,2367
		2016	0,075799
		2017	0,092618
		2018	0,106696
7	BUDI	2015	0,019065
		2016	0,033154
		2017	0,038245
		2018	0,041148
8	CEKA	2015	0,166511
		2016	0,281216
		2017	0,118954
		2018	0,094865
9	CPIN	2015	0,143321
		2016	0,157192
		2017	0,155942
		2018	0,234719
10	DLTA	2015	0,226036
		2016	0,251398
		2017	0,244419

		2018	0,263308
11	DVLA	2015	0,110829
		2016	0,140873
		2017	0,145346
		2018	0,167173
12	EKAD	2015	0,161118
		2016	0,153184
		2017	0,114957
		2018	0,10219
13	GGRM	2015	0,169776
		2016	0,168654
		2017	0,18383
		2018	0,172668
14	HMSP	2015	0,323691
		2016	0,373437
		2017	0,371428
		2018	0,382893
15	ICBP	2015	0,178383
		2016	0,196278
		2017	0,174332
		2018	0,205168
16	IGAR	2015	0,165611
		2016	0,185434
		2017	0,163768
		2018	0,092506
17	INDF	2015	0,086024
		2016	0,119862
		2017	0,108216
		2018	0,099402
18	INDS	2015	0,001008
		2016	0,023963
		2017	0,052983
		2018	0,050444
19	INTP	2015	0,182547
		2016	0,148069
		2017	0,075736
		2018	0,049348
20	JECC	2015	0,006702
		2016	0,281549
		2017	0,152286
		2018	0,145146

21	KAEF	2015	0,129123
		2016	0,119573
		2017	0,128943
		2018	0,119707
22	KBLI	2015	0,112298
		2016	0,253029
		2017	0,200909
		2018	0,116028
23	KLBF	2015	0,188119
		2016	0,188616
		2017	0,176569
		2018	0,163277
24	LION	2015	0,101229
		2016	0,089981
		2017	0,020524
		2018	0,030893
25	LMSH	2015	0,017293
		2016	0,053299
		2017	0,100038
		2018	0,021755
26	MREK	2015	0,301019
		2016	0,26403
		2017	0,04786
		2018	0,072119
27	MLBI	2015	0,6483
		2016	1,196784
		2017	1,241488
		2018	1,049053
28	MYOR	2015	0,240686
		2016	0,221647
		2017	0,221767
		2018	0,206078
29	RICY	2015	0,033658
		2016	0,034021
		2017	0,038485
		2018	0,041537
30	ROTI	2015	0,22762
		2016	0,19392
		2017	0,04800
		2018	0,04360
31	SKLT	2015	0,13198

		2016	0,069715
		2017	0,074685
		2018	0,094194
32	SMSM	2015	0,00032
		2016	0,000375
		2017	0,303792
		2018	0,294636
33	SRSN	2015	0,045592
		2016	0,027499
		2017	0,042595
		2018	0,081072
34	TCID	2015	0,317502
		2016	0,090883
		2017	0,096391
		2018	0,087733
35	TOTO	2015	0,191236
		2016	0,110616
		2017	0,164681
		2018	0,179682
36	TRIS	2015	0,13080
		2016	0,07274
		2017	0,03986
		2018	0,05520
37	TSPC	2015	0,12202
		2016	0,117683
		2017	0,109669
		2018	0,099465
38	ULTJ	2015	0,186988
		2016	0,203433
		2017	0,171141
		2018	0,146935
39	WIIM	2015	0,1389
		2016	0,107246
		2017	0,041499
		2018	0,050876

NO	NAMA PERUSAHAAN	Tahun	SIZE
1	AKPI	2015	21,78215
		2016	21,68488
		2017	21,73317
		2018	21,84508
2	ALDO	2015	26,62593
		2016	26,74023
		2017	26,93527
		2018	26,98881
3	AMFG	2015	15,26719
		2016	15,52115
		2017	15,65094
		2018	15,94762
4	ARNA	2015	27,98924
		2016	28,06489
		2017	28,10187
		2018	28,13356
5	AUTO	2015	16,4785
		2016	16,49737
		2017	16,50759
		2018	16,58118
6	BATA	2015	20,49418
		2016	20,50603
		2017	20,56742
		2018	20,59185
7	BUDI	2015	14,99906
		2016	14,89113
		2017	14,89374
		2018	15,03722
8	CEKA	2015	28,02699
		2016	27,98587
		2017	27,96222
		2018	27,78713
9	CPIN	2015	17,03105
		2016	17,00207
		2017	17,0155
		2018	17,13496
10	DLTA	2015	20,76087
		2016	20,90375
		2017	21,01656

		2018	21,14429
11	DVLA	2015	21,04265
		2016	21,14943
		2017	21,2185
		2018	21,24374
12	EKAD	2015	26,68862
		2016	27,27792
		2017	27,40383
		2018	27,47234
13	GGRM	2015	17,96664
		2016	17,95788
		2017	18,01661
		2018	18,05103
14	HMSP	2015	17,45338
		2016	17,56521
		2017	17,57999
		2018	17,65716
15	ICBP	2015	17,09494
		2016	17,17942
		2017	17,26929
		2018	17,35261
16	IGAR	2015	26,67374
		2016	26,80883
		2017	26,96359
		2018	27,06925
17	INDF	2015	18,33547
		2016	18,22436
		2017	18,29739
		2018	18,38545
18	INDS	2015	28,56865
		2016	28,53818
		2017	28,52081
		2018	28,54022
19	INTP	2015	17,13472
		2016	17,22171
		2017	17,17809
		2018	17,14014
20	JECC	2015	21,02962
		2016	21,18524
		2017	21,37974
		2018	21,45641



21	KAEF	2015	28,865
		2016	29,1598
		2017	29,43868
		2018	29,87814
22	KBLI	2015	28,07044
		2016	28,25772
		2017	28,73421
		2018	28,80808
23	KLBF	2015	30,24816
		2016	30,35403
		2017	30,4414
		2018	30,52948
24	LION	2015	27,18369
		2016	27,25387
		2017	27,2482
		2018	27,26889
25	LMSH	2015	25,61948
		2016	25,81596
		2017	25,80568
		2018	25,79861
26	MREK	2015	20,27955
		2016	20,42746
		2017	20,55722
		2018	20,95685
27	MLBI	2015	14,55785
		2016	14,63751
		2017	14,73582
		2018	14,87659
28	MYOR	2015	30,0596
		2016	30,18999
		2017	30,33345
		2018	30,49845
29	RICY	2015	27,81184
		2016	27,88464
		2017	27,94907
		2018	28,06255
30	ROTI	2015	28,62661
		2016	28,70248
		2017	29,14825
		2018	29,11122
31	SKLT	2015	26,6558

		2016	27,06581
		2017	27,17891
		2018	27,33972
32	SMSM	2015	14,61307
		2016	14,62855
		2017	14,70888
		2018	14,84556
33	SRSN	2015	20,16827
		2016	20,3908
		2017	20,29667
		2018	20,34752
34	TCID	2015	28,3644
		2016	28,41268
		2017	28,49045
		2018	28,52512
35	TOTO	2015	28,52283
		2016	28,57937
		2017	28,67006
		2018	28,69474
36	TRIS	2015	27,08247
		2016	27,18427
		2017	27,02399
		2018	27,17376
37	TSPC	2015	29,46914
		2016	29,51594
		2017	29,63721
		2018	29,69408
38	ULTJ	2015	28,89515
		2016	29,0754
		2017	15,45952
		2018	15,53037
39	WIIM	2015	27,9257
		2016	27,93381
		2017	27,83454
		2018	27,85861

NO	NAMA PERUSAHAAN	Tahun	CR
1	AKPI	2015	1,030635126
		2016	1,12875833
		2017	1,04342745
		2018	1,01509684
2	ALDO	2015	1,344411198
		2016	1,478305839
		2017	1,44044875
		2018	1,613040494
3	AMFG	2015	4,654344398
		2016	2,019829711
		2017	2,00954456
		2018	1,270293242
4	ARNA	2015	1,020687426
		2016	1,348825071
		2017	1,626246091
		2018	1,736266896
5	AUTO	2015	1,322915894
		2016	1,505120397
		2017	1,719065449
		2018	1,478762751
6	BATA	2015	2,470995745
		2016	2,570105807
		2017	2,464036903
		2018	2,927675578
7	BUDI	2015	1,000842326
		2016	1,001415454
		2017	1,007355983
		2018	1,003156371
8	CEKA	2015	1,5346762
		2016	2,18930198
		2017	2,224387037
		2018	5,113035433
9	CPIN	2015	2,114167102
		2016	2,172770198
		2017	2,318480039
		2018	2,978734881
10	DLTA	2015	6,423658147
		2016	7,603872311
		2017	8,637842171

		2018	7,198279117
11	DVLA	2015	3,522904705
		2016	2,854937379
		2017	2,662125751
		2018	2,888990209
12	EKAD	2015	3,568781665
		2016	4,88557203
		2017	4,559115385
		2018	5,090831825
13	GGRM	2015	1,770358858
		2016	1,93789066
		2017	1,935536186
		2018	2,058062631
14	HMSP	2015	6,567409336
		2016	5,234131003
		2017	5,272330162
		2018	4,301965806
15	ICBP	2015	2,326007973
		2016	2,406781987
		2017	2,428285216
		2018	1,951733408
16	IGAR	2015	4,960975743
		2016	5,821959575
		2017	6,502209602
		2018	5,762511027
17	INDF	2015	1,705334271
		2016	1,508131428
		2017	1,522714294
		2018	1,066289874
18	INDS	2015	2,231267265
		2016	3,032734131
		2017	5,125433419
		2018	5,211337459
19	INTP	2015	4,886573605
		2016	4,525028061
		2017	3,703071321
		2018	3,137263673
20	JECC	2015	1,050050222
		2016	1,140235902
		2017	1,060833845
		2018	1,098835489

21	KAEF	2015	1,922822713
		2016	1,713667175
		2017	1,545506944
		2018	1,422658599
22	KBLI	2015	2,847608869
		2016	3,410645762
		2017	1,974418495
		2018	2,46398701
23	KLBF	2015	3,696495065
		2016	0,24206368
		2017	4,508856588
		2018	4,657702692
24	LION	2015	3,802317277
		2016	3,558651842
		2017	3,271352565
		2018	3,513863043
25	LMSH	2015	8,088935604
		2016	2,770114858
		2017	4,281866425
		2018	5,29310812
26	MREK	2015	3,652181842
		2016	4,216600894
		2017	3,080965345
		2018	1,371946267
27	MLBI	2015	0,584215953
		2016	0,679547992
		2017	0,825729192
		2018	0,778355951
28	MYOR	2015	2,365336656
		2016	2,250171801
		2017	2,386027359
		2018	2,654597787
29	RICY	2015	1,185574886
		2016	1,148683848
		2017	1,18849229
		2018	1,218331889
30	ROTI	2015	2,053421479
		2016	2,962274364
		2017	2,258557676
		2018	3,571241332
31	SKLT	2015	1,192456018

		2016	1,315318806
		2017	1,263064389
		2018	1,224426859
32	SMSM	2015	2,393789181
		2016	2,860252674
		2017	3,739131677
		2018	3,943243795
33	SRSN	2015	2,1670736
		2016	1,7425647
		2017	2,1316642
		2018	2,4527999
34	TCID	2015	4,991115762
		2016	5,259540117
		2017	4,913183051
		2018	5,759107589
35	TOTO	2015	2,4067417
		2016	2,1899497
		2017	2,2954513
		2018	2,9535135
36	TRIS	2015	1,946791652
		2016	1,641710614
		2017	1,922592975
		2018	1,609986544
37	TSPC	2015	2,537551431
		2016	2,65214035
		2017	2,521377159
		2018	2,516171393
38	ULTJ	2015	3,745476334
		2016	4,843635918
		2017	4,191914699
		2018	4,398130553
39	WIIM	2015	2,893760434
		2016	3,394229322
		2017	5,355859066
		2018	5,918546399

NO	NAMA PERUSAHAAN	Tahun	RISIKO BISNIS
1	AKPI	2015	0,007173397
		2016	0,006135074
		2017	0,008265773
		2018	0,008904222
2	ALDO	2015	0,013736637
		2016	0,014568479
		2017	0,004973799
		2018	0,013724084
3	AMFG	2015	0,074373323
		2016	0,031594448
		2017	0,03029489
		2018	0,030063635
4	ARNA	2015	0,099884733
		2016	0,118006375
		2017	0,097742799
		2018	0,027003736
5	AUTO	2015	0,046444165
		2016	0,030363766
		2017	0,019635335
		2018	0,010191282
6	BATA	2015	0,034838586
		2016	0,037933804
		2017	0,038063954
		2018	0,038164501
7	BUDI	2015	0,005614768
		2016	0,001014652
		2017	0,00199503
		2018	0,002445008
8	CEKA	2015	0,02190307
		2016	0,066939226
		2017	0,065139494
		2018	0,049705416
9	CPIN	2015	0,078474195
		2016	0,060256507
		2017	0,051770969
		2018	0,053048373
10	DLTA	2015	0,077707643
		2016	0,083389593
		2017	0,061781255

		2018	0,020528784
11	DVLA	2015	0,046627744
		2016	0,029292002
		2017	0,026408485
		2018	0,023568964
12	EKAD	2015	0,01528457
		2016	0,013383112
		2017	0,020217219
		2018	0,026595425
13	GGRM	2015	0,008767226
		2016	0,011343268
		2017	0,013524714
		2018	0,009226135
14	HMSP	2015	0,072999819
		2016	0,074764108
		2017	0,050677484
		2018	0,014280263
15	ICBP	2015	0,015540163
		2016	0,016509975
		2017	0,016076512
		2018	0,015305437
16	IGAR	2015	0,027876172
		2016	0,033787817
		2017	0,025661229
		2018	0,046223904
17	INDF	2015	0,025289746
		2016	0,017889353
		2017	0,016174412
		2018	0,016044805
18	INDS	2015	0,045958087
		2016	0,039321622
		2017	0,034145386
		2018	0,030304617
19	INTP	2015	0,029070758
		2016	0,049305311
		2017	0,069650125
		2018	0,068041526
20	JECC	2015	0,025802313
		2016	0,045026964
		2017	0,044662496
		2018	0,042569187

21	KAEF	2015	0,013820211
		2016	0,013508302
		2017	0,015765619
		2018	0,017796354
22	KBLI	2015	0,035045924
		2016	0,063144961
		2017	0,059508254
		2018	0,052252435
23	KLBF	2015	0,019132985
		2016	0,014144721
		2017	0,012200682
		2018	0,008963513
24	LION	2015	0,067902844
		2016	0,04059832
		2017	0,032821954
		2018	0,031377944
25	LMSH	2015	0,141733002
		2016	0,045962441
		2017	0,033766498
		2018	0,037074873
26	MREK	2015	0,019066582
		2016	0,008658694
		2017	0,121688699
		2018	0,145052493
27	MLBI	2015	0,237489354
		2016	0,23695383
		2017	0,163379483
		2018	0,162499425
28	MYOR	2015	0,042830311
		2016	0,045495988
		2017	0,046635224
		2018	0,004895437
29	RICY	2015	0,005596586
		2016	0,002117738
		2017	0,000490392
		2018	0,000513216
30	ROTI	2015	0,023356784
		2016	0,010913603
		2017	0,044541555
		2018	0,053085802
31	SKLT	2015	0,012583605

		2016	0,013540011
		2017	0,016272793
		2018	0,013654663
32	SMSM	2015	0,160763102
		2016	0,154530408
		2017	0,174378095
		2018	0,170339489
33	SRSN	2015	0,017492243
		2016	0,033371472
		2017	0,025512356
		2018	0,029582374
34	TCID	2015	0,068110068
		2016	0,079227655
		2017	0,085413243
		2018	0,090042575
35	TOTO	2015	0,026363917
		2016	0,042153926
		2017	0,038324433
		2018	0,027786164
36	TRIS	2015	0,034043026
		2016	0,029135984
		2017	0,02694919
		2018	0,030421334
37	TSPC	2015	0,027007276
		2016	0,020509969
		2017	0,013812486
		2018	0,009069948
38	ULTJ	2015	0,031892406
		2016	0,04114988
		2017	0,039902411
		2018	0,020190382
39	WIIM	2015	0,024332299
		2016	0,018883314
		2017	0,037723883
		2018	0,040711416

### LAMPIRAN 3

TABEL PEMILIHAN SAMPEL

No	Kriteria pemilihan sampel	Jumlah data				Jumlah
		2015	2016	2017	2018	
1.	Perusahaan manufaktur yang menerbitkan laporan keuangan lengkap dari tahun 2015-2018.	143	144	138	139	564
2.	Perusahaan manufaktur yang menerbitkan laporan keuangan lengkap dari 2015-2018 berturut-turut.	78	78	73	73	302
3.	Perusahaan yang menerbitkan laporan keuangan dengan Rp.	61	61	61	61	244
4.	Perusahaan yang mendapatkan laba positif 2015-2018.	39	39	39	39	156
Jumlah						156

## LAMPIRAN 4

### Hasil Uji Analisis Deskriptif

Descriptive Statistics					
	N	Minimum	Maximum	Mean	Std. Deviation
Profitabilitas	156	.00010	1.24149	.1504419	.17032843
Ukuran Perusahaan	156	14.56	30.53	23.4109	5.33450
Likuiditas	156	.24	8.64	2.8509	1.68028
Risiko Bisnis	156	.00049	.23749	.0426536	.04270265
Struktur Modal	156	.04064	2.69393	.7086608	.57783284
Valid N (listwise)	156				

## LAMPIRAN 5

### Hasil Uji t

Coefficients <sup>a</sup>						
Model	Unstandardized Coefficients		Standardized Coefficients	t	Sig.	
	B	Std. Error	Beta			
	(Constant)	-3.780	.882		-4.288	.000
1	Profitabilitas	-.105	.053	-.156	-1.996	.048
	Ukuran Perusahaan	.607	.269	.170	2.257	.025
	Likuiditas	.097	.114	.068	.857	.393
	Risiko Bisnis	-.248	.069	-.296	-3.614	.000

a. Dependent Variable: Struktur Modal

## LAMPIRAN 6

### Hasil Uji Normalitas

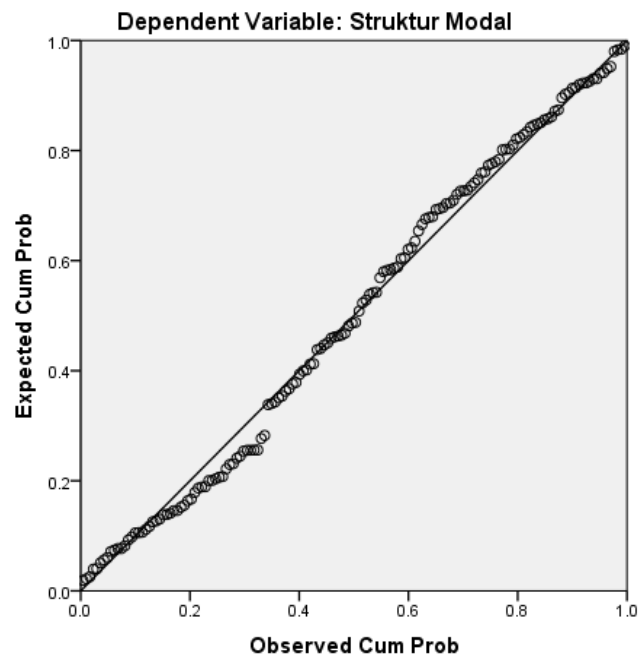
#### One-Sample Kolmogorov-Smirnov Test

		Unstandardized Residual
N		156
Normal Parameters <sup>a,b</sup>	Mean	.0000000
	Std. Deviation	.79848038
	Absolute	.074
Most Extreme Differences	Positive	.074
	Negative	-.050
Kolmogorov-Smirnov Z		.921
Asymp. Sig. (2-tailed)		.365

a. Test distribution is Normal.

b. Calculated from data.

#### Normal P-P Plot of Regression Standardized Residual





## LAMPIRAN 7

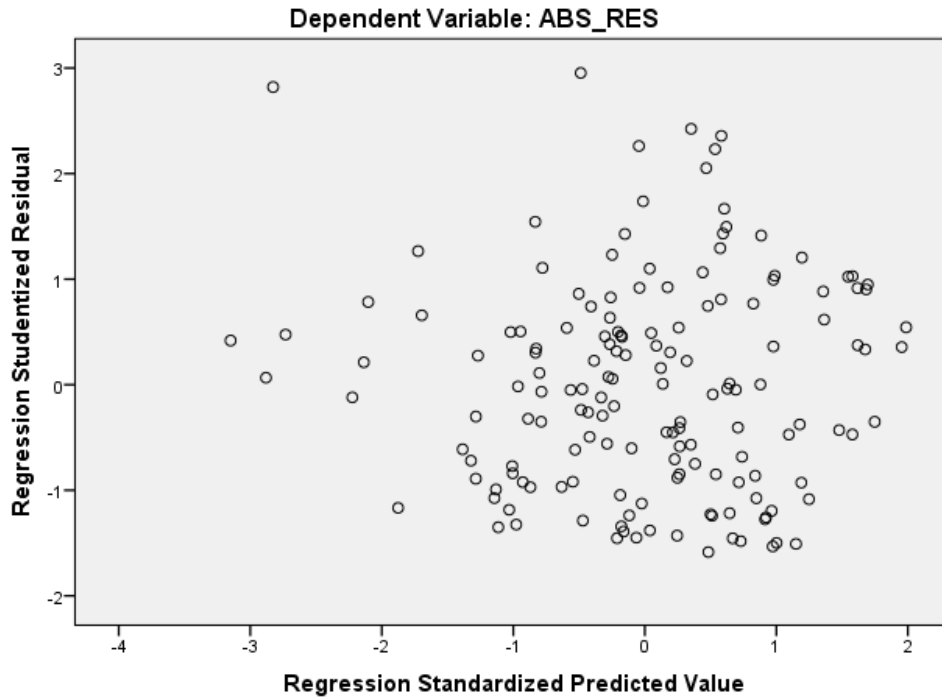
### Hasil Uji Heteroskedastisitas

Coefficients<sup>a</sup>

Model	Unstandardized Coefficients		Standardized Coefficients	t	Sig.
	B	Std. Error	Beta		
(Constant)	.177	.474		.373	.709
1 Profitabilitas	-.018	.028	-.053	-.621	.535
1 Ukuran Perusahaan	.139	.144	.078	.965	.336
1 Likuiditas	.059	.061	.083	.971	.333
1 Risiko Bisnis	.011	.037	.025	.286	.776

a. Dependent Variable: ABS\_RES

Scatterplot



## LAMPIRAN 8

### Hasil Uji Multikolinearitas

**Coefficients<sup>a</sup>**

Model	Unstandardized Coefficients		Standardized Coefficients	t	Sig.	Collinearity Statistics	
	B	Std. Error	Beta			Tolerance	VIF
(Constant)	-3.780	.882		-4.288	.000		
Profitabilitas	-.105	.053	-.156	-1.996	.048	.910	1.099
Ukuran Perusahaan	.607	.269	.170	2.257	.025	.987	1.014
Likuiditas	.097	.114	.068	.857	.393	.883	1.133
Risiko Bisnis	-.248	.069	-.296	-3.614	.000	.833	1.200

a. Dependent Variable: Struktur Modal

## LAMPIRAN 9

### Hasil Uji Autokorelasi

**Model Summary<sup>b</sup>**

Model	R	R Square	Adjusted R Square	Std. Error of the Estimate	Durbin-Watson
1	.396 <sup>a</sup>	.157	.134	.80899	1.819

a. Predictors: (Constant), Risiko Bisnis, Ukuran Perusahaan, Profitabilitas, Likuiditas

b. Dependent Variable: Struktur Modal

## LAMPIRAN 10

### Hasil Uji F

#### Model Summary

Model	R	R Square	Adjusted R Square	Std. Error of the Estimate
1	.396 <sup>a</sup>	.157	.134	.80899

a. Predictors: (Constant), Risiko Bisnis, Ukuran Perusahaan, Profitabilitas, Likuiditas

#### ANOVA<sup>a</sup>

Model		Sum of Squares	df	Mean Square	F	Sig.
1	Regression	18.375	4	4.594	7.019	.000 <sup>b</sup>
	Residual	98.823	151	.654		
	Total	117.198	155			

a. Dependent Variable: Struktur Modal



b. Predictors: (Constant), Risiko Bisnis, Ukuran Perusahaan, Profitabilitas, Likuiditas

Perpustakaan Universitas Muhammadiyah Yogyakarta menyatakan bahwa Skripsi atas:

Nama : ARLON FUTA DELINDA  
NIM : 20150410126  
Prodi : Manajemen  
Judul : **PENGARUH PROFITABILITAS, UKURAN PERUSAHAAN, LIKUIDITAS, DAN RISIKO BISNIS TERHADAP STRUKTUR MODAL**  
(Studi Empiris: Perusahaan Manufaktur yang terdaftar di Bursa Efek Indonesia Tahun 2015-2018)  
Dosen Pembimbing : Lela Hinasah SE., M.Si.


**Telah dilakukan tes Turnitin filter 1%, dengan indeks similaritasnya sebesar 19%.  
Semoga surat keterangan ini dapat digunakan sebagaimana mestinya.**

Mengetahui  
Ka. Ur. Pengelolaan



LaelaNiswatin, S.I.Pust

Yogyakarta, 26-10-2019  
yang melaksanakan pengecekan



Ikram Al- Zein, S.Kom.I