

# Planning of Hybrid Micro-Hydro and Solar Photovoltaic Systems for Rural Areas of Central Java, Indonesia

*by* Ramadoni Syahputra, Indah Soesanti

---

**Submission date:** 13-Jan-2020 11:10AM (UTC+0700)

**Submission ID:** 1241303741

**File name:** 5972342\_-\_First\_Round-ok-converted.pdf (1.38M)

**Word count:** 9216

**Character count:** 45158

## Research Article

# Planning of Hybrid Micro-Hydro and Solar Photovoltaic Systems for Rural Areas of Central Java, Indonesia

Ramadoni Syahputra<sup>1</sup> and Indah Soesanti<sup>2</sup>

<sup>1</sup>Department of Electrical Engineering, Faculty of Engineering, Universitas Muhammadiyah Yogyakarta, Yogyakarta 55183, Indonesia

<sup>2</sup>Department of Electrical Engineering and Information Technology, Faculty of Engineering, Universitas Gadjah Mada, Yogyakarta 55281, Indonesia

Correspondence should be addressed to Ramadoni Syahputra; ramadoni@umy.ac.id and Indah Soesanti; indahsoesanti@ugm.ac.id

Received 11 August 2019; Revised 1 December 2019; Accepted 24 December 2019

Academic Editor: Gorazd Stumberger

Copyright © 2020 Ramadoni Syahputra and Indah Soesanti. This is an open access article distributed under the Creative Commons Attribution License, which permits unrestricted use, distribution, and reproduction in any medium, provided the original work is properly cited.

This paper proposes the planning of hybrid micro-hydro and solar photovoltaic system for rural areas of Central Java, Indonesia. The Indonesian government has paid great attention to the development of renewable energy sources, especially solar and hydropower. One area that has a high potential for both types of energy is the province of Central Java, located on the island of Java, Indonesia. In this research, we conduct field research to determine the ideal capacity of solar and micro-hydro hybrid power plants, electricity load analysis, and optimal design of hybrid power plants. Data on the potential of micro-hydro plants are obtained by direct measurement on the Ancol Bligo irrigation channel located in Bligo village, Ngluwar district, Magelang regency, Central Java province, Indonesia. Data on solar power potential were obtained from NASA's database for solar radiation in the Central Java region. Hydropower potential data include channel length, debit, heads, and power potential in irrigation channels originating from rivers. These data are used to design an optimal hybrid power plant. The method used to obtain the optimal design of a hybrid power plant system is based on the analysis of capital costs, grid sales, cost of energy, and net present cost. Based on the parameters of the analysis, the composition of the optimal generator for the on-grid scheme to the distribution network can be determined. The results showed that hybrid power plants were able to meet the needs of electrical energy in the villages around the power plant and that the excess energy could be sold to national electricity providers.

## 1. Introduction

At present, the power plants used in Indonesia, and even in the world, generally still use fossil fuel power plants, namely, coal and oil [1, 2]. In Indonesia, until the end of 2017, power plants derived from fossil fuels amounted to 96% of the total national generating capacity [3]. The fossil fuel consists of 18% gas, 30% coal, and 48% oil. It is well known that fossil fuels will eventually run out because they cannot be renewed. Besides, air pollution, global warming, and climate anomalies are negative impacts resulting from the use of fossil fuel power plants. Based on these factors, a power plant that is derived from renewable energy sources is developed, for example, hydro, solar, geothermal, wind, biomass, and so on. The energy supply produced by renewable energy tends to be

more environmentally friendly. However, it is necessary to increase technology and the willingness of various parties to make it happen, so that electricity costs become competitive compared to fossil energy [4, 5].

Indonesia, as a tropical country located on the equator, has renewable energy sources, namely, hydro, solar, geothermal, wind, bioenergy, and ocean currents. The total energy potential reached 441.7 GW and only realized 8.89 GW until 2018. The potential of hydro energy reaches 75 GW (16.98% of the total renewable energy potential) [3], and that has been realized from the hydroelectric power plant reaching 5.124 GW. Meanwhile, the utilization of solar energy through solar power plants is still at 94.42 MWp.

Central Java province, located on Java island, Indonesia, geographically has the potential of hydro and solar energies,

which is very potential to be developed. The potential of micro-hydropower plants in the province of Central Java, Indonesia, is 75,926 kW. From this, the potential of micro-hydro plants that have been utilized is 69,832 kW or 92% of the existing potential [6]. Meanwhile, there is still 8% of untapped micro-hydro potential. The electrification ratio in Central Java province [4] 2018 has reached 85.29%, so that efforts are still needed to be able to meet the electrical energy needs of the community, primarily through the construction of micro-hydropower plants and solar power.

Based on these potential data [26] is necessary to develop and realize power plants from renewable energy sources, especially solar and hydro, as a provider of electrical energy for regions in Central Java. This research aims to design the most optimal model of hybrid power plants derived from solar and hydropower which is connected to the existing electricity grid. Analysis of generation costs and sales costs is an essential issue in the discussion of this study.

The location of this research is the Ancol Bligo irrigation channel located in Bligo village, Ngluwar district, Magelang regency, Central Java province, Indonesia. The potential of the hydro energy analyzed comes from irrigation channels that have relatively low heads but whose hydro flow tends to be stable. This stable irrigation channel is because the hydro energy comes from the Progo river, one of the largest rivers on the island of Java. The irrigation channel so far has only been used to flow through rice fields in Central Java and Yogyakarta Special Region provinces. In addition to hydro energy, this research also considered the potential of solar energy, because its potential is abundant. Indonesia is blessed with a strategic position from a renewable energy perspective because the equator crosses it. This position makes all regions of Indonesia receive sunlight throughout the year. The potential of these two energy sources, namely, hydro and solar, is exciting to be designed as an optimal hybrid power plant. These factors are the novelty of this research. Analysis of optimal hybrid power plant plan [5] includes power capacity, grid sales, cost of energy, net present cost, and sale of electricity.

Studies on the planning and application of renewable energy [12] power plants have been carried out in [7, 8]. In [7], [40] adaptive sliding mode control of a single-phase microgrid system to improve the power quality of the standalone microgrid power system has been carried out. The microgrid system integrates micro-hydro [12] plants, wind power plants, and solar power plants. These renewable energy power plants are [28] graded using a single-phase voltage source converter. In order [12] to maintain the energy balance between power plants, sliding mode control is used to estimate the real power of reference from the system so that the frequency can be controlled.

Kusaka et al. [8] have investigated [28] possibility of using a hybrid electric power generation system consisting of micro-hydro and solar PV that stands alone. The application of this hybrid power plant is for low-cost electricity production so that it can meet the electrical energy needs in typical remote [5] and isolated rural areas. In this study, optimization of the technical and economic performance of the hybrid power system was determined based on the needs of

electricity, solar and hydro resources, and the importance of continuity of electricity supply. Capital costs in the form of hybrid power plant installations and system operating costs are optimized using HOMER software based on hydro and solar resources and other possibilities, namely, grid extension and diesel power plants. [70]

This research is particularly useful for people in the province of Central Java, Indonesia. In this area, until now, the potential of hydro and solar power has not been utilized optimally. The Ancol Bligo irrigation channel, which is part of the Mataram Ditch, has high historical value and is inherent in the people of Yogyakarta and Central Java, Indonesia. This irrigation channel was built in the 1940s, which was the pre-independence era of the Republic of Indonesia. With the importance of this irrigation channel, it is believed its existence will continue to be maintained by the government and the community. The equator crosses the entire territory of Indonesia, so it has high solar energy potential. The location of this research is the west [24] region of Indonesia. The western region of Indonesia has a distribution of solar radiation of around 4.5 kWh/m<sup>2</sup> [69], with a monthly variation of 10%. It is also hoped that this research is expected to intensify the use of renewable energy sources in Indonesia because it will have an impact on improving the economic conditions of the people and the government.

The development challenges discussed in this study are the issue of fossil fuels, which are increasingly depleted, as well as environmental issues. An alternative solution offered is the use of power plants that originate from potential renewable energy sources on a massive [7] scale. Two types of potential renewable energy power plants in Indonesia, especially in the central part of Java, where the study was conducted, are hydro and solar power plants. This research is expected to be more convincing to the Government of Indonesia to be more confident and have a high commitment to developing potential renewable energy sources. This effort is a form of dedication from academics who are also researchers for sustainable community development.

## 2. Hybrid Solar-Hydro Power Plants [6]

Hybrid power generation is defined as a power generation system that combines two or more plants with different energy sources [9–11]. These generators are generally used [23] isolated grids, so those synergies are obtained which provide economic and technical advantages. The basic configuration of the hybrid power generation system can be grouped into three parts, namely, a series hybrid system, a parallel hybrid system, and a hybrid switched system [12, 13]. In this study, the hybrid power plant discussed is a renewable energy power plant that comes from solar and hydropower. The configuration applied is a parallel hybrid system because it has advantages in continuity and is not dependent on each other. Solar and hydro hybrid power plant configurations are shown in Figure 1.

[20] 2.1. Micro-Hydro Power Plant. The hydroelectric power plant is a producer of renewable energy that is pollution-free

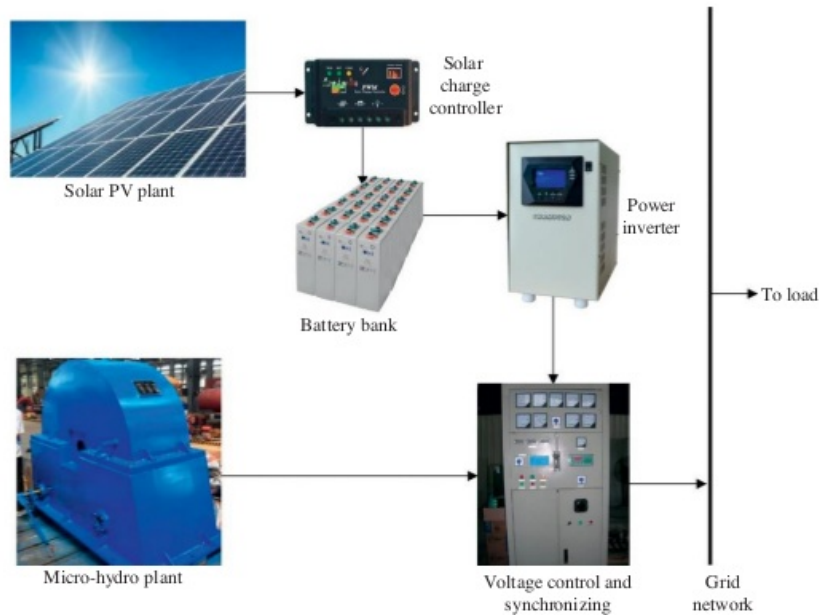


FIGURE 1: Solar and hydro hybrid power plant configurations.

environmentally friendly [14]. The plant converts the kinetic energy of hydro to produce mechanical energy in the form of a hydro turbine spin, which is then used to turn a generator to produce electrical energy. Hydropower is the oldest energy conversion technology in the world [15]. Small-scale hydropower began to be used in general since the early 20th century [39]. The first use of hydroelectric technology was for a waterwheel in the Fox River in Wisconsin in 1882 for two paper mills and households [16]. Based on the amount of power output, hydropower is classified as in Table 1.

Micro-hydropower has a scale power lower than 100 kW. The condition of the hydro that can be utilized as an electricity-producing resource is that which has a particular flow and height capacity because electricity generated by micro-hydropower is also very dependent on the height of the waterfall and hydro discharge [17]. The higher the flow capacity and height from the installation, the higher the electrical energy that can be generated. The potential of micro-hydro energy in irrigation channels shows the ability of hydro flow in irrigation channels to produce electrical energy [67] using hydroelectric technology. Electrical energy from micro-hydro plant with a power range of 5–100 kW can be used to drive irrigation pumps, agricultural and rural activities, workshops, agricultural equipment, education, and others, which can increase population income and the ability and expansion of the community.

The power that can be generated from a micro-hydro-power plant is very dependent on the size of the head and hydro discharge. Head is the difference in height between the level of hydro in the reservoir and the level of hydro that comes [66] of the hydro turbine. Micro-hydro energy potential can be calculated using the following equation:

TABLE 1: Classification of hydropower plants based on power capacity [16].

Hydropower scheme	Power capacity
Large hydro	>100 MW
Medium hydro	15–100 MW
Small hydro	1–15 MW
Mini hydro	100 kW–1 MW
Micro hydro	5 kW–100 kW
Piko hydro	<5 kW

$$E = m \cdot g \cdot h, \quad (1)$$

where  $m$  is the hydro mass (kg),  $h$  is head of waterfall (m), and  $g$  is the gravitational constant ( $m/s^2$ ).

Hydro potential for electrical energy can also be obtained from low hydro flow, for example, from irrigation channels, as discussed in this study. The energy produced is kinetic energy, according to the following equation:

$$E = \frac{1}{2}mv^2, \quad (2)$$

where  $m$  is the hydro mass (kg) and  $v$  is hydro flow velocity (m/s).

Thus, the electrical power that can be generated by micro-hydro plant can be calculated according to the following equation:

$$P = \frac{1}{2}\rho Av^3, \quad (3)$$

where  $\rho$  is the hydro density ( $kg/m^3$ ),  $A$  is cross-sectional area of hydro flow ( $m^2$ ), and  $v$  is hydro flow velocity (m/s).

**2.2. Solar Photovoltaic Power Plant.** Solar energy is one of the energies currently being actively developed by the Government of Indonesia because, as a tropical country, Indonesia has sizeable solar energy potential. Based on the report of Indonesia Renewable Energy Prospects by the International Renewable Energy Agency (IRENA) [18], solar radiation data collected from 18 locations in Indonesia can be classified into two regions. The two regions are the western region of Indonesia with a distribution of around 4.5 kWh/m<sup>2</sup>/day with a monthly variation of 10% and eastern Indonesia with a distribution of around 5.1 kWh/m<sup>2</sup>/day with a monthly variation of around 9%. Central Java province is a region that is included in the western region of Indonesia. Figure 2 shows the solar radiation map of the Indonesian area [19].

The International Renewable Energy Agency (IRENA) sincerely hopes that the Indonesian government has installed solar power plants that have grown significantly on a large scale by 2030. In this case, the government has committed and encouraged development by providing several initiatives through the Ministry of Energy and Mineral Resources, together with the state electricity company PLN. Based on IRENA estimates, Indonesia will use solar power with a capacity of up to 47 GW by 2030. This estimate is based on the 2017 Roadmap for the Future of Renewable Energy (REmap) program, as seen in Figure 3 [20].

When compared to conventional electricity, initially photovoltaic solar power plants seem complicated, expensive, and challenging to operate [21, 22]. However, in more than a decade in several regions in Indonesia, photovoltaic solar power plants have been built. Now, this type of renewable energy generation is increasingly popular and has become a system that is easy to operate and reliable, and operational costs are increasingly competitive. Also, this type of plant is a technology that is clean, is not noisy, and does not pollute the environment [23].

Based on the installation system to the existing electricity network, photovoltaic systems are classified into two types, namely, on-grid systems and off-grid systems [24]. Off-grid systems are often referred to as standalone systems [25]. Off-grid photovoltaic systems are now widely applied in Indonesia, especially in remote areas that have not yet received electricity from state electricity companies [26]. However, on-grid photovoltaic systems have now been developed to support the national electricity supply [27]. Central Java province is one of the potential areas for developing solar power photovoltaic systems.

In its application, solar photovoltaic systems require a medium to store electricity, namely, a battery bank [28]. A battery bank is a series of batteries connected in series and parallel which are used to store electrical energy from solar cells in large capacities. The use of this battery bank is beneficial and efficient because, regardless of the intensity of sunlight, electrical energy can be stored in the battery, with the help of a load voltage controller called the solar charge controller. Furthermore, from the battery, electrical energy in the form of DC voltage must be converted into AC voltage using a power inverter so that consumers can use it. The installation of photovoltaic systems is shown in Figure 4.

As the photovoltaic system installation is shown in Figure 4, the main components needed are solar cell modules, solar charge controllers, battery banks, and power inverters [29]. Solar cells function to convert solar radiation into electrical energy directly. The final product of the photovoltaic solar cell module resembles a sheet of glass with a thickness of 6–8 mm. The electrical energy produced is in the form of DC voltage. DC electricity is stored in a battery bank. Because the DC voltage generated by the solar cell varies according to the intensity of sunlight, a voltage controller, the solar charge controller, is used to charge the battery bank. This battery bank then connected to the power inverter to convert the DC voltage to AC voltage according to the applicable voltage system. Usually, the power inverter is equipped with an AC voltage controller so that the output voltage of the inverter matches the nominal voltage of the system used by the electrical load to the consumer. The output from this inverter can also be on-grid to the electric power distribution network [30].

### 3. Methodology

**3.1. Research Step.** This research was conducted at the Ancol Bligo irrigation channel located in Bligo village, Ngluwar district, Magelang regency, Central Java province, Indonesia. The steps of this research include three stages, namely, field research to determine the ideal capacity of solar and micro-hydro hybrid power plants, electricity load analysis in the area around Bligo village, and optimal design of hybrid power plants. The geographical position of the location of this study is 7.684567° South Latitude and 110.273186° East Longitude, as shown in Figure 5.

The procedures applied in this study are shown in Figure 6. Stages of the implementation of this research include literature study, determination of hybrid power plants parameters, field data collection, electricity load survey data, measurement and calculation of solar and hydro potential data, hybrid system design, analysis of design of optimal hybrid power plants, and making research conclusions.

Hydro potential data in this study were obtained from a direct survey in the research location. The location of this study is the Ancol Bligo irrigation channel in Bligo village, Ngluwar district, Magelang regency, Central Java province, Indonesia. In this irrigation canal, discharge and head measurements are carried out to determine the capacity of the micro-hydro generator that can be designed. Furthermore, potential solar energy was obtained from radiation data at the study site. This solar radiation data come from NASA, which are surface meteorology and solar energy for the Magelang region, Central Java. Another essential parameter in this study is the electrical load data. These load data determine the amount of electrical energy that can be sold to on-grid systems. Electricity load data are obtained through a load survey in the research location in Bligo village, Ngluwar district, Magelang regency, Central Java province, Indonesia.

**3.2. Hydro Energy Potential in Central Java Province, Indonesia.** The study began with a survey of research sites in

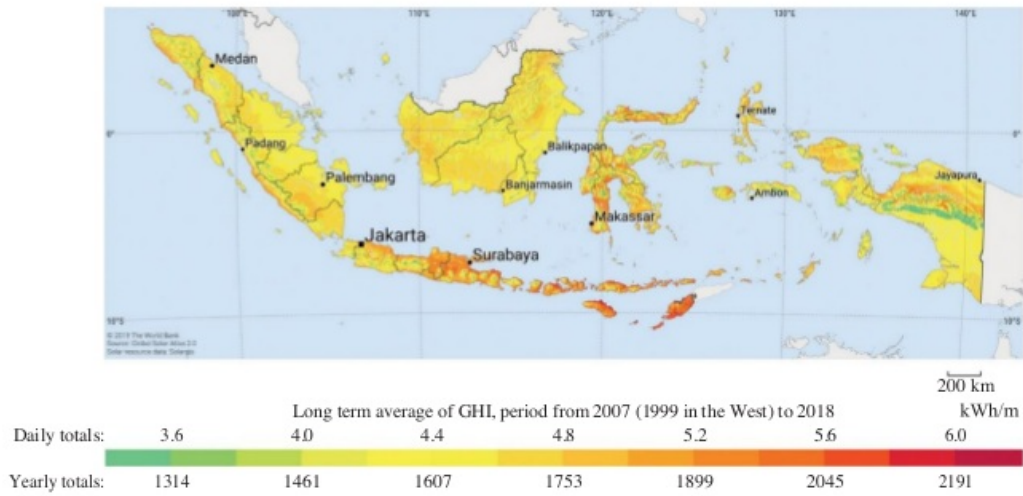


FIGURE 2: Solar radiation map of the Indonesian area [19].

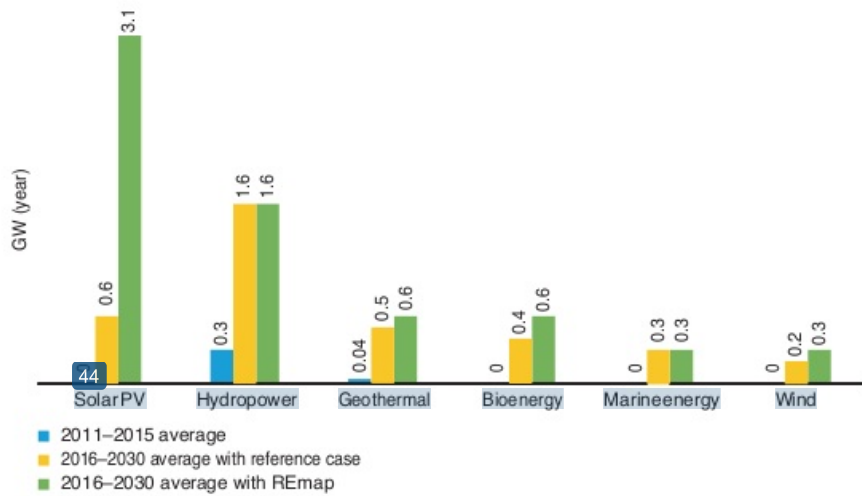


FIGURE 3: Annual renewable energy installations in 2011–2015 in the reference case of REmap for 2030 in Indonesia [20].

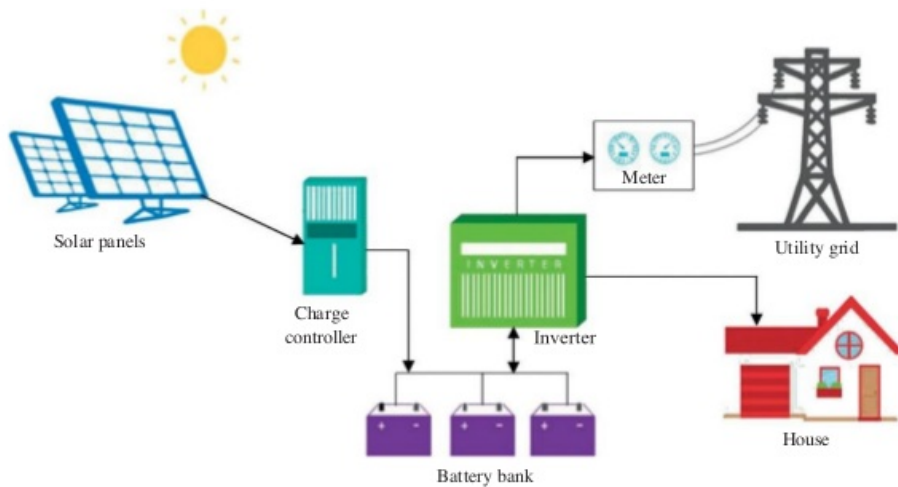


FIGURE 4: The installation of photovoltaic systems.



FIGURE 5: The geographical position of the location of this study.

the Ancol Bligo irrigation channel located in Bligo village, Ngluwar district, Magelang regency, Central Java province, Indonesia. In order to find out the potential of hydropower resources in this irrigation channel, head and hydro discharge measurements have been carried out to obtain the ideal micro-hydro generation capacity. This research was conducted from March to April 2019. The irrigation canal in Bligo village, Ngluwar district, Magelang regency, Central Java province, Indonesia, can be seen in Figures 7 and 8.

The history of the Ancol Bligo irrigation channel is explained as follows. This irrigation channel is part of the Mataram Sewer, which was built during the Japanese government's control of the Indonesian territory, namely, in 1942–1945. At that time, the Japanese colonial government built an irrigation project known as “Mataram Ditch,” or in Japanese, it was called “Yoshiro Canal.” The construction of this canal was the result of an agreement between the Japanese colonial government and the King of the Ngayogyakarta Hadiningrat Sultanate at that time, namely, Sri Sultan Hamengkubuwono IX. The result of the agreement was that most of the population of Yogyakarta was allowed to work on making the Mataram Sewer irrigation channel. Thus the inhabitants of Yogyakarta were free from obligations as Japanese Romusha troops were sent outside Java. The construction of the irrigation canal is aimed at irrigating paddy fields around the Yogyakarta and Central Java regions. This irrigation channel is still functioning well, and its benefits are significant for the people of Yogyakarta and Central Java.

7

## 4. Results and Discussion

**4.1. Electric Load Analysis.** In this study, we report a survey of

electricity loads in Bligo village, Ngluwar district, Magelang regency, Central Java province, Indonesia. Based on population data from the Central Statistics Agency of Magelang, in Bligo village, there are 1023 electricity customers for households. The data of 1023 electricity customers are used as a reference to which solar and micro-hydro hybrid power plants will supply electrical energy. The peak load in Bligo village is 337 kW, which occurred in August.

The electricity loads in Bligo village, Ngluwar district, Magelang regency, Central Java province, Indonesia, can all be categorized as residential electricity loads. This fact is

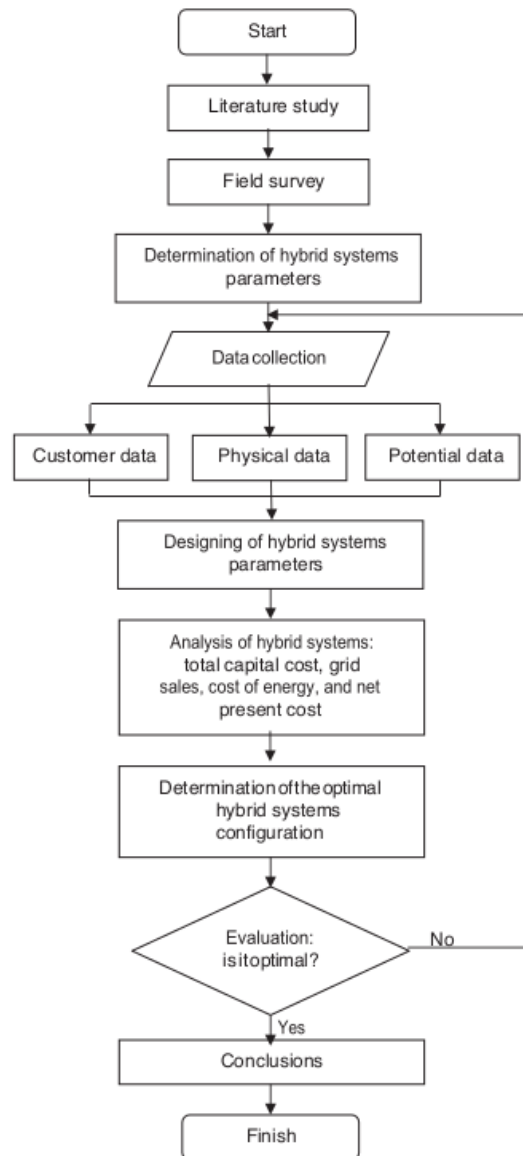


FIGURE 6: The procedures of this study.

because, in this village, there are no medium- and large-scale

industries. The industries in this village are micro- and small-scale industries, where the use of electrical energy is the same as the household load, so it falls into the category of the household burden.

Electricity load profiles for tropical regions such as Indonesia can be considered the same for each month. This condition is due to the absence of extreme climate differences over one year. The seasonal load profile in this study is shown in Figure 9. Thus, the electric load profile, as shown in Figure 10, can be used to simulate the electricity load throughout the year.



FIGURE 7: Irrigation canal in Bligo village, Ngluwar district, Magelang regency, Central Java province, Indonesia.



FIGURE 8: Another side view of irrigation canal in Bligo village, Ngluwar district, Magelang regency, Central Java province, Indonesia.

4.2. *Design of Micro-Hydro System.* In order to find out the Ancol Bligo irrigation channel debit, the following steps are carried out. The first step is to measure the width and depth of the irrigation channel using a meter. The second step is to measure the speed of the hydro using a small ball made of plastic. The ball is placed on the irrigation channel and washed away, and then the travel time along the 20 m on the surface of the irrigation channel is measured. Measuring is done using a stopwatch as much as 20 times in order to get accurate results. The irrigation canal measurement results obtained that the width of the irrigation channel is 10.5 m and the depth of the channel is 1.6 m. The test results obtained by time, speed, and debit data are shown in Table 2.

The next step is to calculate the potential capacity of micro-hydro power plants that can be built on the irrigation channel. The micro-hydro power capacity can be determined based on equation (3), where the irrigation channel head is 11.94 m, the cross-sectional area of the irrigation channel is 16.8 m<sup>2</sup>, and the efficiency is 80%. Based on these data, the capacity of micro-hydro power plants in the Ancol Bligo irrigation channel is 555 kW.

Furthermore, Figure 11 shows the annual discharge and rainfall in Magelang, Central Java, Indonesia. These data were obtained from Open Data Pusdataru, Central Java province, Indonesia. This graph illustrates that fluctuating rainfall over a year does not significantly affect the flow of

hydro in the Progo river. Progo river is the source of hydro from Ancol Bligo irrigation, which is the object of this research.

In designing micro-hydro power plants, preliminary data are required. These data are the cost of generating capital, replacement costs, operational and maintenance costs, a lifetime of the plant, hydro resource head, discharge, minimum and maximum flow, and turbine efficiency. Furthermore, these data are used as input for Homer application software, which will produce micro-hydro power generation capacity. Calculations results using Homer software show that the capacity of micro-hydro power is 555 kW.

The micro-hydro system specifications to be applied in Bligo village, Ngluwar district, Magelang regency, Central Java province, Indonesia, are shown in Figure 12. From that figure, it can be seen that the capacity of micro-hydro power plants that can be produced from the Ancol Bligo irrigation channel located in Bligo village, Ngluwar district, Magelang regency, Central Java province, Indonesia, is 555 kW. This micro-hydro capacity from Homer software is based on calculations using equation (3). Figure 12 also shows that the design of a micro-hydro generator uses a 3-phase AC generator.

The capital cost of a micro-hydro plant is US \$1,132,426, with a replacement cost of US \$925,000. The estimated operational and maintenance costs are US \$53,219, assuming that micro-hydro plants can be used for up to 100 years. This 555 kW capacity is also produced based on hydro potential data with 11.9 m head and a flow rate of 6,800 L/s. The minimum and maximum flow rates are 80% and 110%, respectively, with 80% turbine efficiency. Based on the potential of the electric power generated by 555 kW, the turbine used is the type of cross-flow PAT propeller, and the type of generator is a three-phase synchronous generator with a minimum efficiency of 80%.

As shown in Figure 12 and the test results, and as shown in Table 2, the average flow rate of the Ancol Bligo irrigation channel, Magelang, Central Java, is 6,800 L/s. Complete monthly hydro flow rates in one year are shown in Figure 13 while Figure 14 shows details of flow rates of every month at the Ancol Bligo irrigation channel, Magelang, Central Java. This flow rate from year to year is relatively unchanged because the weather conditions in Indonesia are relatively stable. Figure 13 shows monthly hydro flow rates in one year at the Ancol Bligo irrigation canal, Magelang, Central Java. In contrast, details of flow rates every month at the Ancol Bligo irrigation canal, Magelang, Central Java, were shown in Figure 14.

#### 4.3. *Design of Photovoltaic System*

4.3.1. *Design of Photovoltaic Panel.* The design of a photovoltaic power generation system in Homer software is shown in Figure 15. The figure shows that, for each photovoltaic panel with a 0.3 kW power capacity, the capital cost is US \$500, and the replacement cost is also US \$500. The size of the photovoltaic power plant capacity, which will be



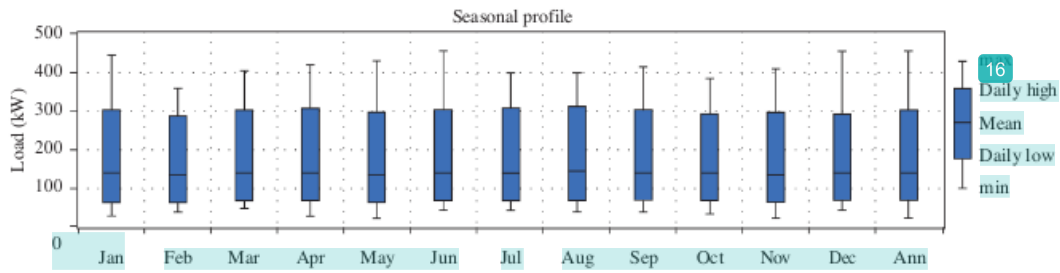


FIGURE 9: Seasonal load profile of each month in a year in Bligo village, central Java.

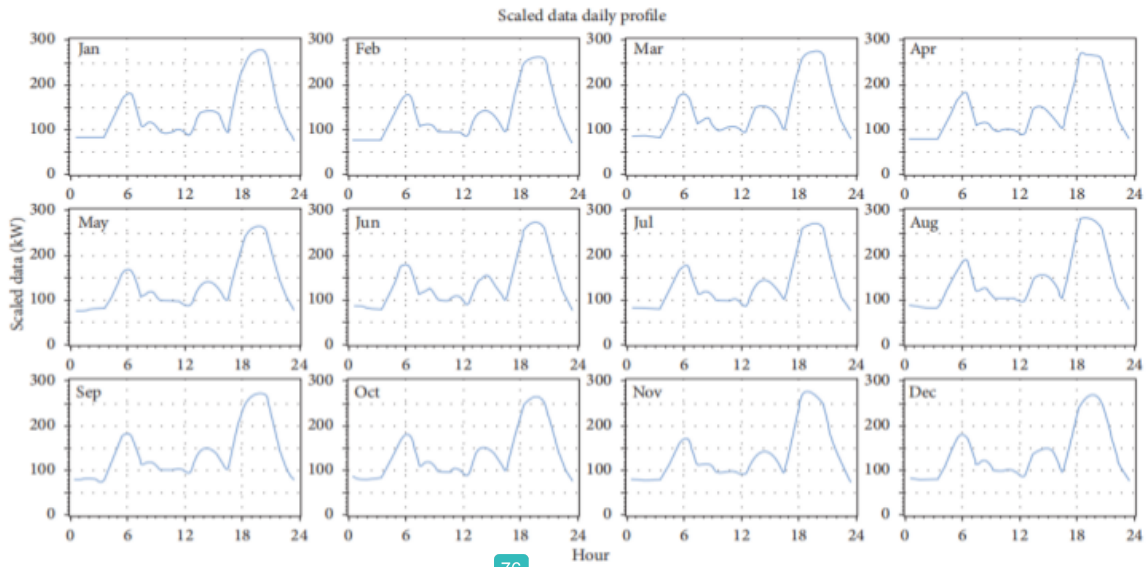


FIGURE 10: Hourly load profile for each month in a year.

TABLE 2: Testing results of Ancol Bligo irrigation channel.

Testing numbers	Exam <sup>80</sup> ination in March 2019			Exam <sup>61</sup> ination in April 2019		
	Time (s)	Velocity (m/s)	Debit (m <sup>3</sup> /s)	Time (s)	Velocity (m/s)	Debit (m <sup>3</sup> /s)
1	47.23	0.423	7.114	54.13	0.369	6.207
2	48.82	0.410	6.882	53.15	0.376	6.322
3	52.13	0.384	6.445	51.43	0.389	6.533
4	51.19	0.391	6.564	51.55	0.388	6.518
5	49.91	0.401	6.732	49.2	0.407	6.829
6	47.72	0.419	7.041	49.19	0.407	6.831
7	48.02	0.416	6.997	49.05	0.408	6.850
8	46.3	0.432	7.257	48.54	0.412	6.922
9	49.21	0.406	6.828	50.27	0.398	6.684
10	50.34	0.397	6.675	51.13	0.391	6.571
11	49.15	0.407	6.836	47.24	0.423	7.113
12	48.32	0.414	6.954	48.87	0.409	6.875
13	51.25	0.390	6.556	50.13	0.399	6.703
14	50.42	0.397	6.664	48.67	0.411	6.904
15	49.26	0.406	6.821	48.13	0.416	6.981
16	48.16	0.415	6.977	47.54	0.421	7.068
17	48.53	0.412	6.924	49.45	0.404	6.795
18	47.23	0.423	7.114	48.94	0.409	6.866
19	49.27	0.406	6.820	50.5	0.396	6.653
20	49.44	0.405	6.796	50.35	0.397	6.673
Average	49.095	0.408	6.850	49.873	0.401	6.745

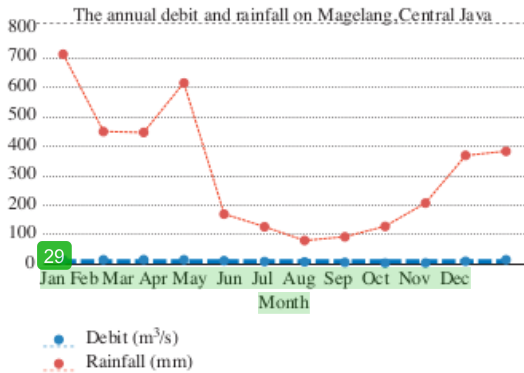


FIGURE 11: The annual debit and rainfall of Magelang, Central Java, Indonesia.

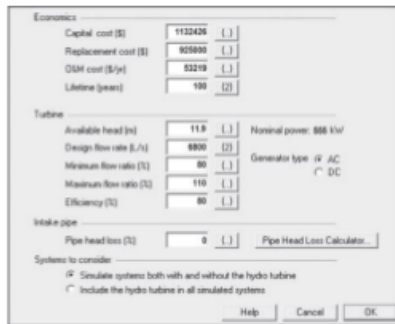


FIGURE 12: The specifications of the micro-hydro system in Homer.

combined with micro-hydro plants, is multilevel, starting from the capacity of 0 kW, 10 kW, 20 kW, and 40 kW up to 40 kW. The lifetime of this plant is estimated to be 20 years with a derating factor of 80%. Photovoltaic power plants are fixed, without the use of sunlight tracking controls. Average monthly solar radiation on horizontal surfaces in Magelang district, Central Java province, Indonesia, was shown in Figure 16, while details of solar radiation on horizontal surfaces are shown in Figure 17. This solar radiation data come from NASA, which are surface meteorology and solar energy for the Magelang region, Central Java. The accuracy of solar radiation data ranges from 6 to 12%. Sunlight radiation in tropical regions such as Indonesia is also relatively stable, so it is assumed that there are no extreme changes.

**4.3.2. Design of Battery Bank.** In this study, photovoltaic power generation system is designed using a battery bank as a storage of electrical energy. The battery applied in this plant has a nominal voltage of 4 volts with capacity of 1900 Ah. These batteries in the application are connected in series every three batteries to get a 12-volt voltage because the DC voltage system used is 12 volts. The price of each battery is assumed to be US \$1,444. Replacement costs are the same as the capital costs because it is assumed that if there is damage

Month	Stream Flow (L/s)
January	6,614.0
February	6,470.0
March	6,639.0
April	6,129.0
May	6,018.0
June	6,328.0
July	6,942.0
August	6,627.0
September	6,801.0
October	6,529.0
November	6,699.0
December	6,293.0
Annual average:	6,507.8

FIGURE 13: Monthly hydro flow rates in one year at the Ancol Bligo irrigation canal, Magelang, Central Java.

to the battery components, then it must be replaced as a whole.

**4.3.3. Design of Power Inverter.** A power inverter is a power electronic device that functions to convert DC voltages from solar panels or batteries into AC voltages. The selection of the right power inverter for specific applications adjusts to load requirements. The efficiency of the inverter during operation is around 90%. In Homer applications, the design of a power inverter includes unit size, capital costs, replacement costs, operational and maintenance costs, lifetime, efficiencies, and capacity. The price of a power inverter in Indonesia is US \$2000/kW. Replacement costs are the same as the capital costs. This is due to the assumption that if a fault occurs, then the entire power inverter must be replaced. In this study, the capacity of the power inverter considered is 0 kW and 40 kW. The design of the power inverter in Homer software was shown in Figure 18.

**4.4. Design of Hybrid Solar Photovoltaic and Micro-Hydro System.** In this study, the design of optimal photovoltaic and micro-hydro solar power plants using Homer software was carried out. Planning, operational, and maintenance simulations are performed by providing input system configuration and component data used. As a result, we made a comparison of parameters that have been determined in the system design. A comparison of these parameters is the cost of capital, cost of selling to the grid, energy costs, and net present costs. The total capital cost is the total costs incurred

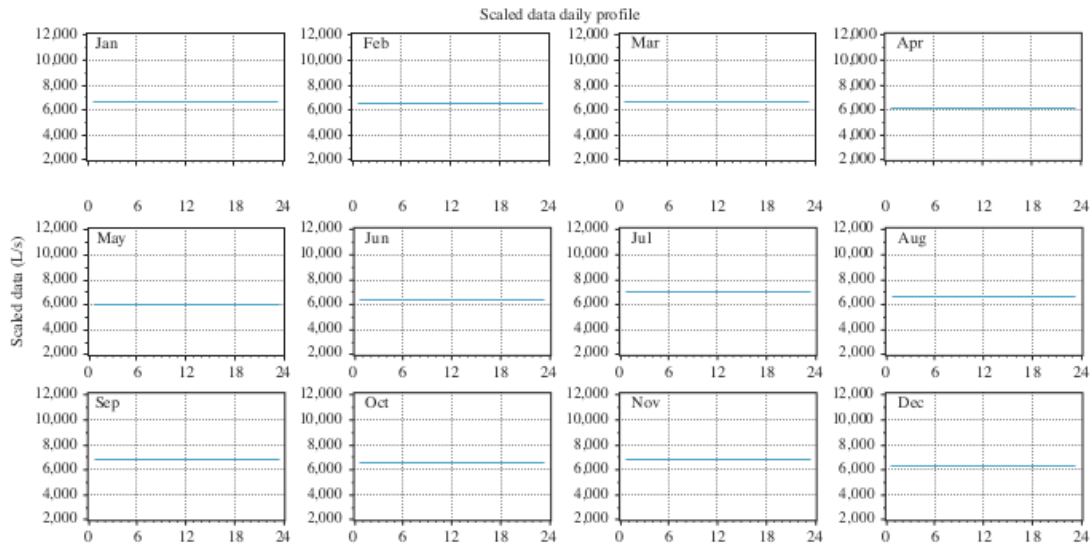


FIGURE 14: Details of flow rates of every month at the Ancol Bligo irrigation canal, Magelang, Central Java.

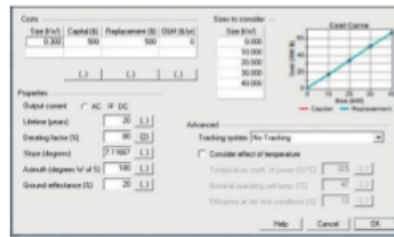


FIGURE 15: The design of the photovoltaic power generation system in Homer software.

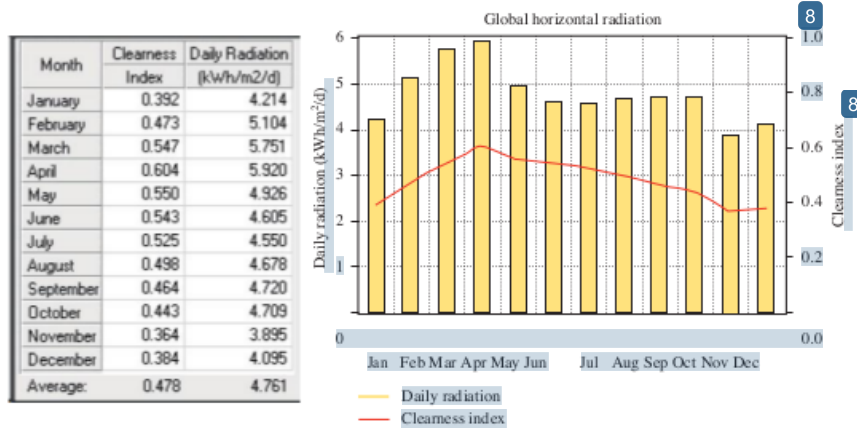


FIGURE 16: Average monthly solar radiation on horizontal surfaces in Magelang district, Central Java province, Indonesia.

for the implementation of the hybrid power plant construction project. The total cost calculated in this study is the initial cost to build a micro-hydro and PV hybrid power plant. The total capital costs for various hybrid power generation system configurations are shown in Table 3 and Figure 19.

Based on Table 3 and Figure 19, it can be seen that the lowest initial investment cost is the plants with the most straightforward configuration, namely, micro-hydro and grid. The more complex the configuration of the generator, the higher the total capital cost needed. Based on the results, it is also seen that the greater the PV capacity, the higher the

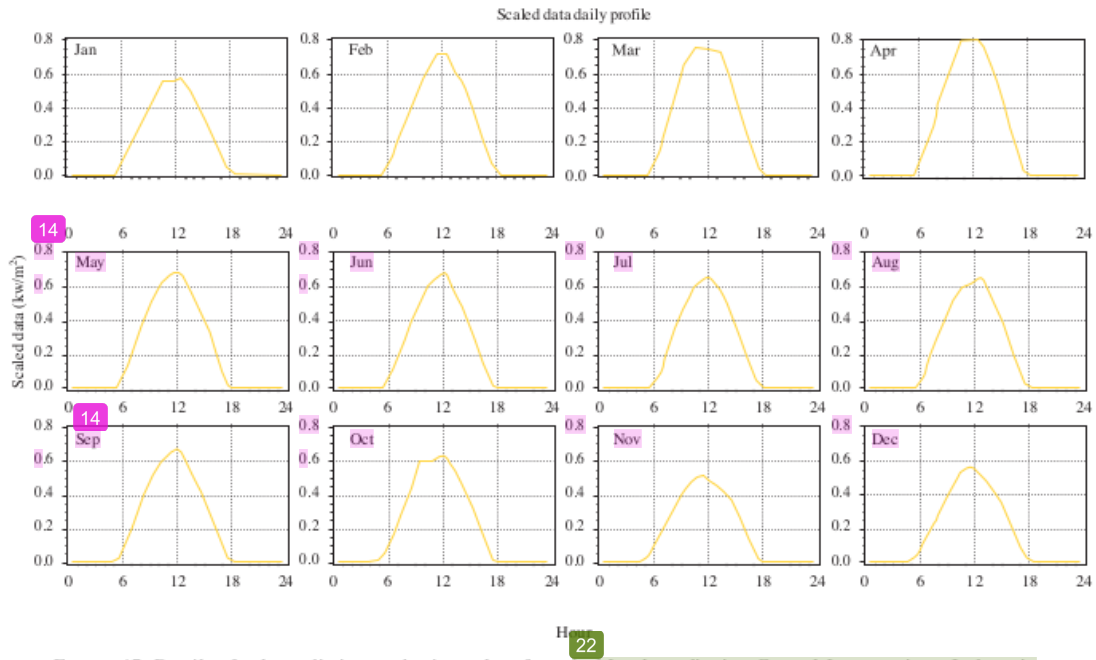


FIGURE 17: Details of solar radiation on horizontal surfaces in Magelang district, Central Java province, Indonesia.

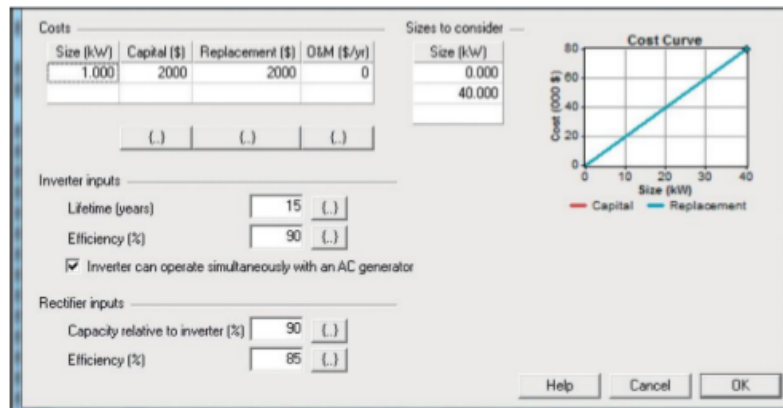


FIGURE 18: The design of the power inverter in Homer software.

TABLE 3: Total capital costs for various configurations of the hybrid solar photovoltaic and micro-hydro systems.

Number	Configuration of hybrid power plant	Total capital cost (US \$)
1	Grid + micro-hydro	1,132,426
2	Grid + micro-hydro + PV 10 kW	1,265,076
3	Grid + micro-hydro + PV 20 kW	1,286,371
4	Grid + micro-hydro + PV 30 kW	1,294,443
5	Grid + micro-hydro + PV 40 kW	1,309,537

investment costs. The lowest total capital cost is for the grid and micro-hydro configuration which is US \$1,132,426, while the highest total capital cost are for grid, micro-hydro, and PV 40 kW configurations, which is US \$1,309,537.

The subsequent analysis is the grid calculation of sales of hybrid power plants. Grid sales are excess electricity, which is when the capacity of a plant exceeds the installed load; this

excess energy can then be sent to the grid of state-owned electricity companies. The grid sales for various configurations of the hybrid power plant systems are shown in Table 4 and Figure 20 [54].

Based on Table 4 and Figure 20, it can be seen that the lowest grid sales are the plants with the most straightforward configuration, namely, micro-hydro and grid. The more complex the shape of the generator, the higher the grid sales produced. Based on these results, it can also be seen that the most upper sales grid is in the micro-hydro configuration and 40 kW PV, which is equal to 4,295,454 kWh/year. However, the difference in the sales grid in the configuration

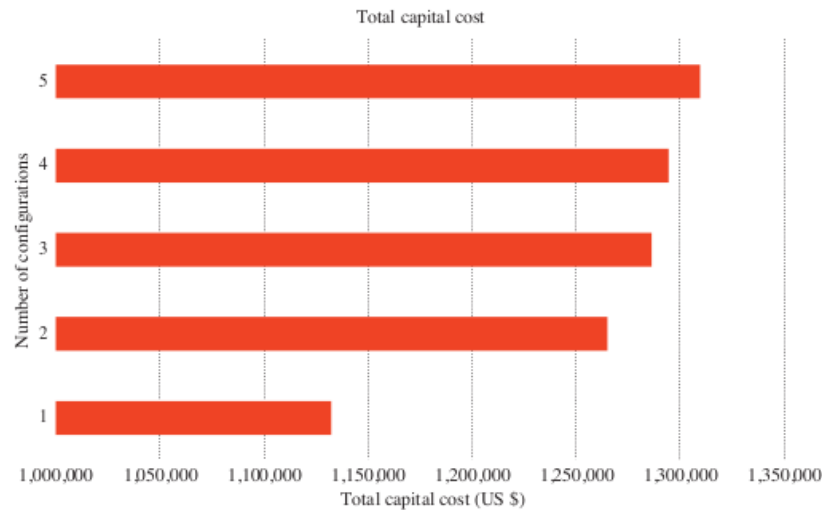


FIGURE 19: Total capital costs for various configurations of the hybrid solar photovoltaic and micro-hydro systems.

TABLE 4: Grid sales for various configurations of the hybrid power plant systems.

Number	Configuration of hybrid power plant	Grid sales (kWh/year)
1	Grid + micro-hydro	3,819,127
2	Grid + micro-hydro + PV 10 kW	3,848,930
3	Grid + micro-hydro + PV 20 kW	3,859,265
4	Grid + micro-hydro + PV 30 kW	3,874,542
5	Grid + micro-hydro + PV 40 kW	3,889,327

with other configurations is not very significant, because the power produced by PV plants is not so significant compared to micro-hydro plants. This is due to the fact that the majority of the electrical energy produced in this system is generated by micro-hydro plants.

Further analysis is related to the cost of energy (COE). COE is the average cost of electricity per kWh of the electrical energy produced by the system. The results of COE calculations for various configurations of the hybrid power plant system are shown in Table 5 and Figure 21.

Based on the results listed in Table 5 and Figure 21, it can be seen that the COE in this study produces a negative number. This negative COE result is caused by the excess energy generated by the hybrid generating system being sold to the grid of state-owned electricity companies. The best COE is produced by the configuration of the micro-hydro generator system without PV, which is US \$-0.139/kWh.

The subsequent analysis is the net present cost (NPC) parameter. NPC is the current value of all costs that arise during the lifetime minus all income earned during the lifetime. The results of NPC for various configurations of the hybrid power plant system are shown in Table 6 and Figure 22.

The results of NPC in this study produce negative numbers. This is due to the excess energy generated by the hybrid generating system being sold to the grid of state-

owned electricity companies. The best NPC produced is made by grid and micro-hydro configuration, which is US \$-1,732,441.

Based on an analysis of several parameters for multiple types of hybrid power plant system configurations, the most optimal system is a power plant with a grid and micro-hydro configuration. The optimal system is due to the best optimization of the cost of energy (COE), and net present cost (NPC) is the grid configuration and micro-hydro generation, as shown in the graphs in Figures 21 and 22. COE and NPC values are negative, meaning the excess energy electricity generated by hybrid generators, at a percentage of 51%, is sold to the grid of the state electricity company PLN. The results of the simulation of the optimal power plant system can be seen in Table 7.

In this optimization, the optimized system is selected based on the lowest NPC. NPC is the current value of all costs that arise during the lifetime minus all income earned during the lifetime. NPC is the essential economic output for the benefit of a system in a generator. Homer software will sort the simulation output data and optimization based on the lowest NPC value.

From the simulation using the Homer software, the results for micro-hydro plants are 4,998,978 kWh/year. The resulting grid purchase is 0%, which means that this system does not buy energy from the grid of state-owned electricity companies. Electricity consumption is 1,179,851 kWh/year or around 24% of the electrical energy that can be generated by micro-hydro power plants. This configuration produces excess electricity of 3,819,127 (or 76%) which will be sold to the grid of state-owned electricity companies, with an average monthly electric power production of 555 kW.

Average monthly electric power production by hybrid power plant systems that can be sold to state-owned electricity companies can be seen in Figure 23. The term renewable fraction is the ratio of renewable energy power plants. In this study, the resulting renewable fraction is 1,

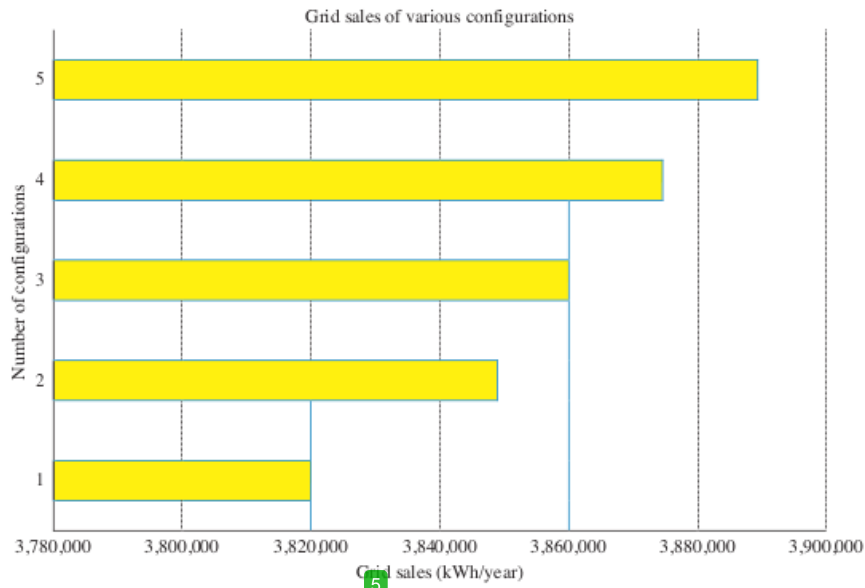


FIGURE 20: Grid sales for various configurations of the hybrid power plant systems.

TABLE 5: COE for various configurations of the hybrid power plant systems.

Number	Configuration of hybrid power plant	Cost of energy (US \$/kWh)
1	Grid + micro-hydro	-0.139
2	Grid + micro-hydro + PV 10 kW	-0.126
3	Grid + micro-hydro + PV 20 kW	-0.124
4	Grid + micro-hydro + PV 30 kW	-0.122
5	Grid + micro-hydro + PV 40 kW	-0.122

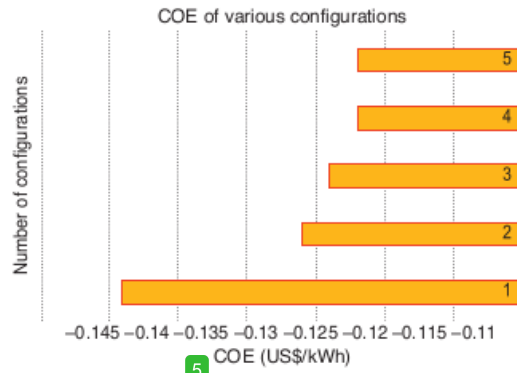


FIGURE 21: COE for various configurations of the hybrid power plant systems.

TABLE 6: NPC for various configurations of the hybrid power plant systems.

Number	Configuration of hybrid power plant	Net present cost (US \$)
1	Grid + micro-hydro	-1,732,441
2	Grid + micro-hydro + PV 10 kW	-1,546,092
3	Grid + micro-hydro + PV 20 kW	-1,521,004
4	Grid + micro-hydro + PV 30 kW	-1,518,933
5	Grid + micro-hydro + PV 40 kW	-1,515,277

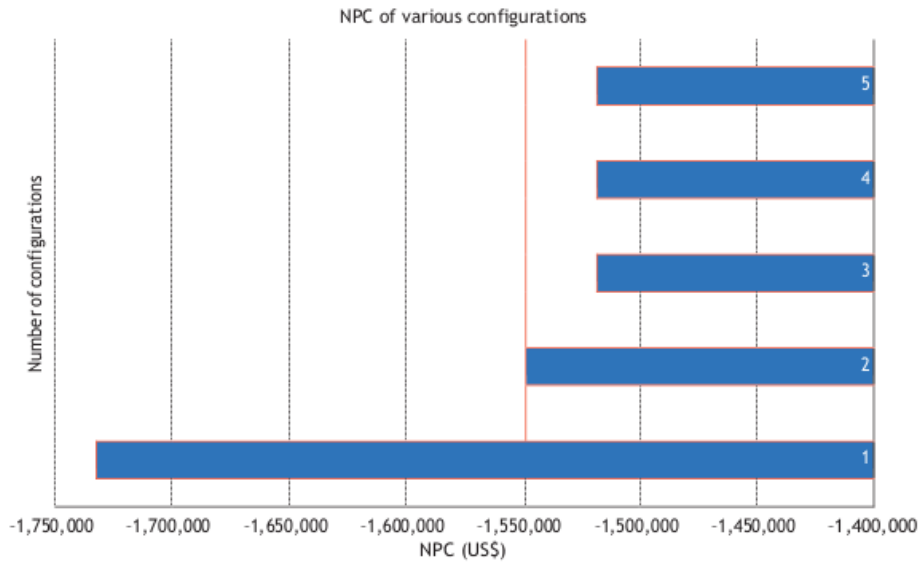


FIGURE 22: NPC for various configurations of the hybrid power plant systems.

TABLE 7: The optimal power plant systems.

Number	Optimal parameters	Value
1	Capacity of PV (kW)	0
2	Capacity of micro-hydro (kW)	555
3	S4KS25P	0
4	Capacity of converter (kW)	0
5	Capacity of grid (kW)	1000
6	Initial capital (US \$)	1,132,426
7	Operating cost (US \$/year)	- 53,219
8	NPC (US \$)	- 1,732,441
9	COE (US \$/kWh)	- 0.139
10	Grid sales (kWh/year)	3,819,127
11	Renewable fraction	1

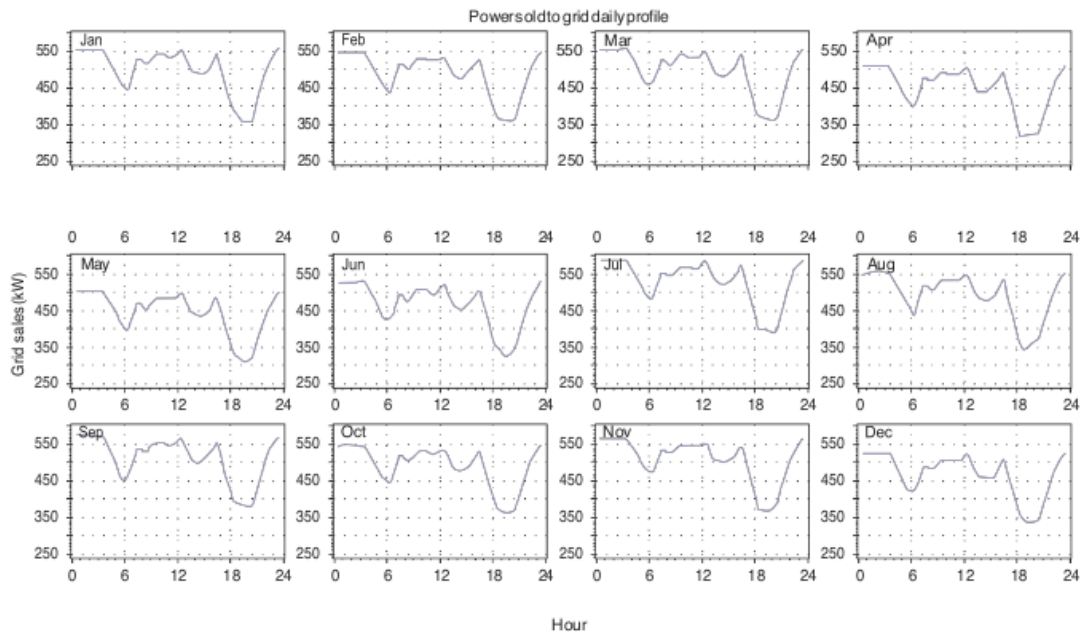


FIGURE 23: Average monthly electric power production by hybrid power plant systems that can be sold to state-owned electricity companies.

meaning that 100% of this plant uses renewable energy sources. The average electricity produced by micro-hydro power plants every month reaches 555 kW, and more than half of the power is connected to the grid of state-owned electricity companies.

## 5. Conclusions

Bligo village, Ngluwar district, Magelang regency, Central Java province, Indonesia, has a high potential for renewable energy sources so that it can be used to provide electricity for the surrounding community. The possibility of hydro flow in irrigation canals is quite large, reaching up to 6,800 L/s with a head height of 11.9 m so that it can produce a micro-hydro output power of 555 kW. From the simulation of the hybrid model, which consists of a micro-hydro system that is designed, the production of electrical energy can be used to meet the electrical energy needs for the electricity load of 1023 houses or 3,240 kWh/day, with an average electric load per hour is 135 kW. The electricity produced can also be transmitted to the grid as electrical energy that can be sold to conventional electricity providers, with excess electricity reaching 3,819,127 kWh/year or about 76% of the power generated by micro-hydro plant. Meanwhile, the electricity consumption of Bligo village is only 1,179,851 kWh/year or around 24% of the electrical energy that can be generated by micro-hydropower plants.

## Data Availability

No data were used to support this study.

## Conflicts of Interest

The authors declare that there are no conflicts of interest regarding the publication of this paper.

## Acknowledgments

The authors gratefully acknowledge the contributions of the Directorate General of Development and Research Enhancement, Ministry of Research, Technology and Higher Education of the Republic of Indonesia, for funding this research.

## References

- [1] R. A. Al Hasibi, S. P. Hadi, and S. Sarjiya, "Integrated and simultaneous model of power expansion planning with distributed generation," *International Review of Electrical Engineering (IREE)*, vol. 13, no. 2, pp. 116–127, 2018.
- [2] H. Hilal, Riza, A. Prastawa, and T. Matsumura, "Turning renewable energy be a dispatchable electric generation through energy management system technology: sumba smart micro grid case," in *Proceedings of the Conference on power Engineering and renewable energy (ICPERE)*, pp. 29–31, Solo, Indonesia, October 2018.
- [3] Erinofiardi, P. Gokhale, A. Date et al., "A review on micro hydropower in Indonesia," *Energy Procedia*, vol. 110, pp. 316–321, 2017.
- [4] A. M. Fathoni, N. A. Utama, and M. A. Kristianto, "A technical and economic potential of solar energy application with feed-in tariff policy in Indonesia," *Procedia Environmental Sciences*, vol. 20, pp. 89–96, 2014.
- [5] R. Syahputra, I. Robandi, and M. Ashari, "Performance improvement of radial distribution network with distributed generation integration using extended particle swarm optimization algorithm," *International Review of Electrical Engineering (IREE)*, vol. 10, no. 2, pp. 293–304, 2015.
- [6] R. Syahputra, I. Soesanti, and M. Ashari, "Performance enhancement of distribution network with DG integration using modified PSO algorithm," *Journal of Electrical Systems (JES)*, vol. 12, no. 1, pp. 1–19, 2016.
- [7] U. K. Kalla, B. Singh, S. S. Murthy, C. Jain, and K. Kant, "Adaptive sliding mode control of standalone single-phase microgrid using hydro, wind, and solar PV array-based generation," *IEEE Transactions on Smart Grid*, vol. 9, no. 6, pp. 6806–6814, 2018.
- [8] K. Kusakana, J. L. Munda, and A. A. Jimoh, "Feasibility study of a hybrid PV-micro hydro system for rural electrification," in *Proceedings of the IEEE AFRICON 2009*, vol. 23–25, Nairobi, Kenya, September 2009.
- [9] G. Brusco, A. Burgio, D. Menniti, A. Pinnarelli, and N. Sorrentino, "Optimal sizing of DGs for a CHP-based agro-industrial microgrid with a priority criteria operational strategy," *International Review of Electrical Engineering (IREE)*, vol. 9, no. 2, pp. 351–362, 2014.
- [10] J. Ahmed and Z. Salam, "An enhanced adaptive P&O MPPT for fast and efficient tracking under varying environmental conditions," *IEEE Transactions on Sustainable Energy*, vol. 9, no. 3, pp. 1487–1496, 2018.
- [11] H. A. Sher, K. E. Addoweesh, and K. Al-Haddad, "An efficient and cost-effective hybrid MPPT method for a photovoltaic flyback microinverter," *IEEE Transactions on Sustainable Energy*, vol. 9, no. 3, pp. 1137–1144, 2018.
- [12] L. Tang, W. Xu, and C. Mu, "Analysis for step-size optimization on MPPT algorithm for photovoltaic systems," *IET Power Electronics*, vol. 10, no. 13, pp. 1647–1654, 2017.
- [13] R. Syahputra, R. O. Wiyagi, and Sudarisman, "Performance analysis of a wind turbine with permanent magnet synchronous generator," *Journal of Theoretical and Applied Information Technology (JATIT)*, vol. 95, no. 9, pp. 1950–1957, 2017.
- [14] M. Hauck, A. Rumeau, A. I. Bratcu, S. Bacha, I. Munteanu, and D. Roze, "Identification and control of a river-current-turbine generator—application to a full-scale prototype," *IEEE Transactions on Sustainable Energy*, vol. 9, no. 3, pp. 1365–1374, 2018.
- [15] L. Wang, S.-J. Chen, S.-R. Jan, and H.-W. Li, "Design and implementation of a prototype underwater turbine generator system for renewable microhydro power energy," *IEEE Transactions on Industry Applications*, vol. 49, no. 6, pp. 2753–2760, 2013.
- [16] H. Patel and S. Chowdhury, "Cost effective microhydro-based microgrid schemes for rural electrification in South Africa," in *Proceedings of the 53rd International Universities Power Engineering Conference (UPEC)*, pp. 1–6, Glasgow City, UK, September 2018.
- [17] M. Younas, R. Kamal, M. S. Khalid, and A. Qamar, "Economic planning for remote community microgrid containing solar PV, biomass gasifier and microhydro," in *Proceedings of the Clemson University Power Systems Conference (PSC)*, pp. 1–7, Charleston, SC, USA, September 2018.



- [18] A. Z. Amin, D. Gielen, D. Saygin, and J. Rieger, "Renewable energy prospects: Indonesia, a REmap analysis," in *Proceedings of the International Renewable Energy Agency (IRENA)*, Abu Dhabi, UAE, March 2017.
- [19] M. Suri, T. Cebecauer, N. Suriova et al., "Solar resource and photovoltaic power potential of Indonesia," in *Renewable Energy Resource Mapping And Geospatial Planning-Indonesia*, World Bank Group, Global ESMAP Initiative, Bratislava, Slovakia, 2017.
- [20] A. Liebman, "Indonesia: a nation rich in unrealized solar energy potential," *Solar Magazine*, May 31, 2019.
- [21] M. A. Ghasemi, A. Ramyar, and H. Iman-Eini, "MPPT method for PV systems under partially shaded conditions by approximating I-V curve," *IEEE Transactions on Industrial Electronics*, vol. 65, no. 5, pp. 3966–3975, 2018.
- [22] B.-R. Peng, K.-C. Ho, and Y.-H. Liu, "A novel and fast MPPT method suitable for both fast changing and partially shaded conditions," *IEEE Transactions on Industrial Electronics*, vol. 65, no. 5, pp. 3240–3251, 2018.
- [23] R. Syahputra and I. Soesanti, "Power System Stabilizer model based on Fuzzy-PSO for improving power system stability," in *Proceedings of the 2015 International Conference on Advanced Mechatronics, Intelligent Manufacture, and Industrial Automation (ICAMIMIA)*, pp. 121–126, Surabaya, Indonesia, October 2015.
- [24] M. K. Hossain and M. H. Ali, "Overview on maximum power point tracking (MPPT) techniques for photovoltaic power systems," *International Review of Electrical Engineering (IREE)*, vol. 8, no. 4, pp. 1363–1378, 2013.
- [25] J. C. Y. Hui, A. Bakhshai, and P. K. Jain, "A sensorless adaptive maximum power point extraction method with voltage feedback control for small wind turbines in off-grid applications," *IEEE Journal of Emerging and Selected Topics in Power Electronics*, vol. 3, no. 3, pp. 817–828, 2015.
- [26] B. Römer, Y. Julliard, R. Fauzianto, M.-J. Poddey, and I. Rendroyoko, "Pioneering smart grids for Indonesia – the case of a smart grid roadmap development," *CIREN—Open Access Proceedings Journal*, vol. 2017, no. 1, pp. 2484–2487, 2017.
- [27] H. Setiadi, N. Mithulananthan, R. Shah, T. Raghunathan, and T. Jayabarathi, "Enabling resilient wide-area POD at BESS in Java, Indonesia 500 kV power grid," *IET Generation, Transmission & Distribution*, vol. 13, no. 16, pp. 3734–3744, 2019.
- [28] M. Metry, M. B. Shadmand, R. S. Balog, and H. Abu-Rub, "MPPT of photovoltaic systems using sensorless current-based model predictive control," *IEEE Transactions on Industry Applications*, vol. 53, no. 2, pp. 1157–1167, 2017.
- [29] A. Asgharzadeh, B. Marion, C. Deline, C. Hansen, J. S. Stein, and F. Toor, "A sensitivity study of the impact of installation parameters and system configuration on the performance of bifacial PV arrays," *IEEE Journal of Photovoltaics*, vol. 8, no. 3, pp. 798–805, May 2018.
- [30] A. Arguello, J. D. Lara, J. D. Rojas, and G. Valverde, "Impact of rooftop PV integration in distribution systems considering socioeconomic factors," *IEEE Systems Journal*, vol. 12, no. 4, pp. 3531–3542, 2018.



# Planning of Hybrid Micro-Hydro and Solar Photovoltaic Systems for Rural Areas of Central Java, Indonesia

## ORIGINALITY REPORT

17%

SIMILARITY INDEX

7%

INTERNET SOURCES

11%

PUBLICATIONS

11%

STUDENT PAPERS

## PRIMARY SOURCES

- 1 "Wind Resources Potential as a Wind Power Plant in Kulon Progo, Indonesia", International Journal of Recent Technology and Engineering, 2019  
Publication 1%
- 2 Submitted to Higher Education Commission Pakistan  
Student Paper 1%
- 3 [downloads.hindawi.com](https://downloads.hindawi.com)  
Internet Source 1%
- 4 [www.casindo.info](http://www.casindo.info)  
Internet Source 1%
- 5 Muyiwa S. Adaramola, Martin Agelin-Chaab, Samuel S. Paul. "Analysis of hybrid energy systems for application in southern Ghana", Energy Conversion and Management, 2014  
Publication 1%
- 6 A N Rahmat, M N Hidayat, F Ronilaya, A Setiawan. "Design of Stand-Alone Hybrid Power 1%

Generation System at Brumbun Beach  
Tulungagung East Java", IOP Conference  
Series: Materials Science and Engineering,  
2018

Publication

- 
- |    |   |     |
|----|---|-----|
| 7  | Submitted to Universitas Muhammadiyah<br>Yogyakarta<br>Student Paper  | <1% |
| 8  | Submitted to Sohar University<br>Student Paper  | <1% |
| 9  | "Reliability Index of Wind-Solar Hybrid Power<br>Plants using the Expected Energy Not Supplied<br>Method", International Journal of Recent<br>Technology and Engineering, 2019<br>Publication   | <1% |
| 10 | <a href="http://www.mdpi.com">www.mdpi.com</a><br>Internet Source   | <1% |
| 11 | <a href="http://res.mdpi.com">res.mdpi.com</a><br>Internet Source   | <1% |
| 12 | Ujjwal Kumar Kalla, Bhim Singh, S. Sreenivasa<br>Murthy, Chinmay Jain, Krishan Kant. "Adaptive<br>Sliding Mode Control of Standalone Single-<br>Phase Microgrid Using Hydro, Wind, and Solar<br>PV Array-Based Generation", IEEE<br>Transactions on Smart Grid, 2018<br>Publication | <1% |
-

13

Submitted to University of Exeter

Student Paper

&lt;1%

14

Submitted to Coventry University

Student Paper

&lt;1%

15

snf-unj.ac.id

Internet Source

&lt;1%

16

lifescienceglobal.com

Internet Source

&lt;1%

17

Suryanto, Priyono, Widiyatno Widiyatno, Sukirno Dwi Asmoro Prianto, Dwiko Budi Permadi, Agus Affianto, and Adriana Adriana. "Compatibility of Private Agroforestry Management and Managing Forest with Community Program in Central Java, Indonesia", Journal of Management and Sustainability, 2013.

Publication

&lt;1%

18

Submitted to University of Newcastle upon Tyne

Student Paper

&lt;1%

19

Submitted to Universiti Malaysia Pahang

Student Paper

&lt;1%

20

Submitted to Universiti Putra Malaysia

Student Paper

&lt;1%

21

Submitted to 17541

Student Paper

&lt;1%

22

M. Aminuddin, G. Partadiredja, D. C. R. Sari. "The effects of black garlic (*Allium sativum* L.) ethanol extract on the estimated total number of Purkinje cells and motor coordination of male adolescent Wistar rats treated with monosodium glutamate", *Anatomical Science International*, 2014

Publication

<1%

23

Eodia Tasik Sedan Lobo, Rombe .. "MODELING AND DESIGNING HYBRID WIND– SOLAR ENERGY", *International Journal of Research in Engineering and Technology*, 2017

Publication

<1%

24

Jaka Windarta, Denis, Agung Nugroho, Bimo Bagaskoro. "Design and Analysis of Technical Economics of Off-grid Systems Solar Power Plant Using Homer at Cemara Island, Brebes Regency", *E3S Web of Conferences*, 2019

Publication

<1%

25

K. Kusakana. "Feasibility study of a hybrid PV-micro hydro system for rural electrification", *AFRICON 2009*, 09/2009

Publication

<1%

26

Submitted to Glasgow Caledonian University

Student Paper

<1%

27

Po-Chih Kuo, Wei Wu. "Design and thermodynamic analysis of a hybrid power plant

<1%

using torrefied biomass and coal blends",  
Energy Conversion and Management, 2016

Publication

28

Submitted to IIT Delhi

Student Paper

<1%

29

[www.ijert.org](http://www.ijert.org)

Internet Source

<1%

30

Margeta, J., and B. Đurin. "Hydrological and hydro-energy indicators of the hybrid energy system using solar and pump storage hydroelectric plant", International Journal of Sustainable Energy, 2014.

Publication

<1%

31

Submitted to AUT University

Student Paper

<1%

32

Indhana Sudiharto, Epyk Sunarno, Farid Dwi Murdianto, Desy Nanda Kurniasari. "Robustness Analysis of PI Controller to Constant Output Power with Dynamic Load Condition in DC Nanogrid System", 2018 3rd International Conference on Information Technology, Information System and Electrical Engineering (ICITISEE), 2018

Publication

<1%

33

Adeyinka Ajao Adewale, Aderibigbe Israel Adekitan, Ofukowoicho Jeremiah Idoko, Felix

<1%

Ayoade Agbetuyi, Isaac Adekunle Samuel.  
"Energy audit and optimal power supply for a  
commercial building in Nigeria", Cogent  
Engineering, 2018

Publication

---

34

Entregado a Auston Institute of Management  
and Technology el 2012-05-28

Student Paper

---

<1%

35

Submitted to Universiti Kebangsaan Malaysia

Student Paper

---

<1%

36

Muhammad Younas, Rizwan Kamal,  
Muhammad Shoaib Khalid, Affaq Qamar.  
"Economic Planning for Remote Community  
Microgrid Containing Solar PV, Biomass Gasifier  
and Microhydro", 2018 Clemson University  
Power Systems Conference (PSC), 2018

Publication

---

<1%

37

[pdfs.semanticscholar.org](https://pdfs.semanticscholar.org)

Internet Source

---

<1%

38

Submitted to Imperial College of Science,  
Technology and Medicine

Student Paper

---

<1%

39

Submitted to Universiti Teknikal Malaysia  
Melaka

Student Paper

---

<1%

40

[zh.scientific.net](https://zh.scientific.net)

Internet Source



<1%

41

Submitted to Laureate Higher Education Group

Student Paper

<1%

42

Submitted to University of Nottingham

Student Paper

<1%

43

Submitted to University of East London

Student Paper

<1%

44

[www.irena.org](http://www.irena.org)

Internet Source

<1%

45

"Nearly Zero Energy Communities", Springer  
Science and Business Media LLC, 2018

Publication

<1%

46

"Performance of a Standalone Solar  
Photovoltaic System", International Journal of  
Recent Technology and Engineering, 2019

Publication

<1%

47

[academic.hep.com.cn](http://academic.hep.com.cn)

Internet Source

<1%

48

[www.cez.cz](http://www.cez.cz)

Internet Source

<1%

49

Haiyan Wang, Feng Zhou, Chunyang Jiang,  
Ling Qin, Huaiqing Zhang. "Change Point  
Detection for Piecewise Envelope Current  
Signal Based on Wavelet Transform", Journal of

<1%

# Electrical and Computer Engineering, 2018

Publication

---

50

Boris V. Ermolenko, Georgy V. Ermolenko, Yulia A. Fetisova, Liliana N. Proskuryakova. "Wind and solar PV technical potentials: Measurement methodology and assessments for Russia", Energy, 2017

Publication

---

<1%

51

Shereefdeen Oladapo Sanni, Abdulkadir AWAISU, Taiwo Samuel AJAYI. "Optimal Design and Cost Analysis of Hybrid Autonomous Distributed Generation System for a Critical Load", EMITTER International Journal of Engineering Technology, 2018

Publication

---

<1%

52

Wati Hermawati. "Local Leadership and Microhydro Project Sustainability in Rural Indonesia", Indian Journal of Public Administration, 2019

Publication

---

<1%

53

Abdullah Al-Sharafi, Ahmet Z. Sahin, Bekir S. Yilbas. "Overall performance index for hybrid power plants", Energy Conversion and Management, 2015

Publication

---

<1%

54

docplayer.net

Internet Source

---

<1%

55

kuscholarworks.ku.edu

Internet Source

&lt;1%

56

Submitted to University of Cape Town

Student Paper

&lt;1%

57

Samuel Bimenyimana, Godwin Norensé  
Osarumwense Asemota, Jean De Dieu  
Niyonteze, Cyprien Nsengimana et al."Photovoltaic Solar Technologies: Solution to  
Affordable, Sustainable, and Reliable Energy  
Access for All in Rwanda", International Journal  
of Photoenergy, 2019

Publication

&lt;1%

58

Matthew Combe, Amin Mahmoudi, Mohammed  
H. Haque, Rahmat Khezri. "Cost-effective sizing  
of an AC mini-grid hybrid power system for a  
remote area in South Australia", IET Generation,  
Transmission & Distribution, 2019

Publication

&lt;1%

59

Submitted to Central Queensland University

Student Paper

&lt;1%

60

No, Sang Tae, and Jae Yeob Kim. "A  
Comparison of Detailed and Simple Building  
Energy Analysis Tools for Eco-Friendly Office  
Building Design", Applied Mechanics and  
Materials, 2012.

Publication

&lt;1%

- 
- 61 Hayat Sibari, Souad Haida, Mohamed Foutlane. "Estimation of Particle Material And Dissolved Flows During Floods In The Inaouene Watershed. (Northeast Of Morocco)", E3S Web of Conferences, 2018  
Publication <1%
- 
- 62 eprints.ums.ac.id  
Internet Source <1%
- 
- 63 eprints.utas.edu.au  
Internet Source <1%
- 
- 64 Bagher Mokhtari Shahdost, Mohammad Ali Jokar, Fatemeh Razi Astarai, Mohammad Hossein Ahmadi. "Modeling and economic analysis of a parabolic trough solar collector used in order to preheat the process fluid of furnaces in a refinery (case study: Parsian Gas Refinery)", Journal of Thermal Analysis and Calorimetry, 2019  
Publication <1%
- 
- 65 cebcmena.com  
Internet Source <1%
- 
- 66 J. C. Li, D. X. He. "Chapter 6 Innovation Fields for Sustainable Development of Wind Power", Springer Science and Business Media LLC, 2020  
Publication <1%
-

- |    |   |     |
|----|---|-----|
| 67 | Submitted to University of South Alabama<br>Student Paper   | <1% |
| 68 | Submitted to The Robert Gordon University<br>Student Paper  | <1% |
| 69 | Submitted to Furness College<br>Student Paper   | <1% |
| 70 | Hakim Saibi, Essam Aboud, Agus Setyawan, Sachio Ehara, Jun Nishijima. "Gravity data analysis of Ungaran Volcano, Indonesia", Arabian Journal of Geosciences, 2011<br>Publication  | <1% |
| 71 | Submitted to Middle East Technical University<br>Student Paper  | <1% |
| 72 | Submitted to Laureate Education Inc.<br>Student Paper   | <1% |
| 73 | Tiberiu Tudorache, Dragos Kisck, Bogdan Radulescu, Mihail Popescu. "Design and implementation of an autonomous Wind/PV/Diesel/Battery power system", 2012 13th International Conference on Optimization of Electrical and Electronic Equipment (OPTIM), 2012<br>Publication | <1% |
| 74 | Widayat, Abdullah, Setia Budi Sasongko, Dyah Hesti Wardhani et al. "Biodiesel production from   | <1% |

used cooking oil with assisted sun light and Fresnel solar concentrator", AIP Publishing, 2020

Publication

75

Can Dang, Xifan Wang, Yunpeng Xiao, Chao Du, Wentao Zhang. "An improved generation planning method incorporating renewable energy policy", 2014 International Conference on Power System Technology, 2014

Publication

<1%

76

Submitted to British University In Dubai

Student Paper

<1%

77

Submitted to Napier University

Student Paper

<1%

78

Submitted to The Hong Kong Polytechnic University

Student Paper

<1%

79

Submitted to Asian Institute of Technology

Student Paper

<1%

80

R Yanidar, D M Hartono, S S Moersidik. "Identification of Important Parameter from Leachate Solid Waste Landfill on Water Quality, Case Study of Pesanggrahan River", IOP Conference Series: Earth and Environmental Science, 2018

Publication

<1%

81

Submitted to Caledonian College of Engineering

Student Paper

<1%

---

82

Zhang, D.. "A multi-period modelling and optimization approach to the planning of China's power sector with consideration of carbon dioxide mitigation", Computers and Chemical Engineering, 20120210

Publication

---

<1%

---

Exclude quotes      On

Exclude matches      Off

Exclude bibliography      On