

LAMPIRAN

UJI VALIDITAS

1. VARIABEL KEPEMIMPINAN SPIRITUAL

Correlations

		KS1	KS2	KS3	KS4	KS5	KS6	KS7	KS8	KS9	KS10	KS11	JUMLAHKS
KS1	Pearson Correlation	1	.229	.267*	.416**	.249	.318*	.282*	.301*	.247	.175	.033	.548**
	Sig. (2-tailed)		.079	.039	.001	.055	.013	.029	.019	.057	.182	.803	.000
	N	60	60	60	60	60	60	60	60	60	60	60	60
KS2	Pearson Correlation	.229	1	.327*	.099	.305*	.315*	.171	.232	.187	.218	.243	.527**
	Sig. (2-tailed)	.079		.011	.452	.018	.014	.192	.074	.152	.094	.061	.000
	N	60	60	60	60	60	60	60	60	60	60	60	60
KS3	Pearson Correlation	.267*	.327*	1	.154	.295*	.105	.297*	.126	.285*	.288*	.288*	.521**
	Sig. (2-tailed)	.039	.011		.239	.022	.426	.021	.339	.028	.026	.025	.000
	N	60	60	60	60	60	60	60	60	60	60	60	60
KS4	Pearson Correlation	.416**	.099	.154	1	.342**	.229	.273*	.289*	.108	.365**	.250	.545**
	Sig. (2-tailed)	.001	.452	.239		.007	.079	.035	.025	.411	.004	.054	.000
	N	60	60	60	60	60	60	60	60	60	60	60	60
KS5	Pearson Correlation	.249	.305*	.295*	.342**	1	.350**	.270*	.094	.123	.154	.234	.541**
	Sig. (2-tailed)	.055	.018	.022	.007		.006	.037	.477	.350	.241	.073	.000
	N	60	60	60	60	60	60	60	60	60	60	60	60
KS6	Pearson Correlation	.318*	.315*	.105	.229	.350**	1	.461**	.225	.339**	.188	.107	.583**
	Sig. (2-tailed)	.013	.014	.426	.079	.006		.000	.083	.008	.151	.414	.000
	N	60	60	60	60	60	60	60	60	60	60	60	60
KS7	Pearson Correlation	.282*	.171	.297*	.273*	.270*	.461**	1	.586**	.603**	.302*	.523**	.752**
	Sig. (2-tailed)	.029	.192	.021	.035	.037	.000		.000	.000	.019	.000	.000
	N	60	60	60	60	60	60	60	60	60	60	60	60
KS8	Pearson Correlation	.301*	.232	.126	.289*	.094	.225	.586**	1	.480**	.302*	.252	.604**
	Sig. (2-tailed)	.019	.074	.339	.025	.477	.083	.000		.000	.019	.053	.000
	N	60	60	60	60	60	60	60	60	60	60	60	60
KS9	Pearson Correlation	.247	.187	.285*	.108	.123	.339**	.603**	.480**	1	.305*	.334**	.625**
	Sig. (2-tailed)	.057	.152	.028	.411	.350	.008	.000	.000		.018	.009	.000
	N	60	60	60	60	60	60	60	60	60	60	60	60
KS10	Pearson Correlation	.175	.218	.288*	.365**	.154	.188	.302*	.302*	.305*	1	.434**	.566**
	Sig. (2-tailed)	.182	.094	.026	.004	.241	.151	.019	.019	.018		.001	.000
	N	60	60	60	60	60	60	60	60	60	60	60	60
KS11	Pearson Correlation	.033	.243	.288*	.250	.234	.107	.523**	.252	.334**	.434**	1	.585**
	Sig. (2-tailed)	.803	.061	.025	.054	.073	.414	.000	.053	.009	.001		.000
	N	60	60	60	60	60	60	60	60	60	60	60	60
JUMLAHKS	Pearson Correlation	.548**	.527**	.521**	.545**	.541**	.583**	.752**	.604**	.625**	.566**	.585**	1
	Sig. (2-tailed)	.000	.000	.000	.000	.000	.000	.000	.000	.000	.000	.000	
	N	60	60	60	60	60	60	60	60	60	60	60	60

*. Correlation is significant at the 0.05 level (2-tailed).

** Correlation is significant at the 0.01 level (2-tailed).

2. VARIABEL KINERJA KARYAWAN

		Correlations																				
		KIN1	KIN2	KIN3	KIN4	KIN5	KIN6	KIN7	KIN8	KIN9	KIN10	KIN11	KIN12	KIN13	KIN14	KIN15	KIN16	KIN17	KIN18	KIN19	KIN20	JUMLAHKIN
KIN1	Pearson Correlation	1	.588**	.181	.167	.159	.230	.525**	.187	.106	.284	.232	.088	.210	.240	.281**	.164	.238	.341**	.055	.002	.529**
	Sig. (2-tailed)		.000	.166	.202	.224	.078	.000	.153	.422	.028	.075	.505	.108	.064	.030	.212	.067	.008	.678	.986	.000
	N	60	60	60	60	60	60	60	60	60	60	60	60	60	60	60	60	60	60	60	60	60
KIN2	Pearson Correlation	.588**	1	.187	.085	.173	.237	.365**	.135	.235	.296	.313	.167	.181	.219	.311	.150	.161	.128	.134	-.094	.493
	Sig. (2-tailed)	.000		.153	.521	.187	.068	.005	.305	.071	.022	.015	.203	.166	.093	.016	.254	.220	.329	.309	.473	.000
	N	60	60	60	60	60	60	60	60	60	60	60	60	60	60	60	60	60	60	60	60	60
KIN3	Pearson Correlation	.181	.187	1	.244	.184	.124	.168	.251	.250	.185	-.008	.391	.244	.282	.184	.043	-.052	.091	.097	-.007	.388
	Sig. (2-tailed)	.166	.153		.060	.158	.344	.199	.053	.054	.158	.949	.002	.060	.029	.158	.744	.693	.488	.459	.960	.002
	N	60	60	60	60	60	60	60	60	60	60	60	60	60	60	60	60	60	60	60	60	60
KIN4	Pearson Correlation	.167	.085	.244	1	.434**	.425**	.413**	.304	.050	.140	.189	.438**	.257	.292	.150	.212	.310	.337**	-.052	.248	.547**
	Sig. (2-tailed)	.202	.521	.060		.001	.001	.001	.018	.707	.286	.148	.000	.048	.023	.251	.104	.016	.008	.694	.056	.000
	N	60	60	60	60	60	60	60	60	60	60	60	60	60	60	60	60	60	60	60	60	60
KIN5	Pearson Correlation	.159	.173	.184	.434**	1	.446**	.314	.366	-.073	.087	.228	.465**	.103	.279	-.037	.022	.044	.276	-.006	.342**	.465**
	Sig. (2-tailed)	.224	.187	.158	.001		.000	.014	.002	.581	.507	.080	.000	.433	.031	.780	.869	.738	.033	.965	.007	.000
	N	60	60	60	60	60	60	60	60	60	60	60	60	60	60	60	60	60	60	60	60	60
KIN6	Pearson Correlation	.230	.237	.124	.425**	.446**	1	.507**	.285	.145	.255	.316	.372**	.341**	.325	.123	.119	.325	.435**	.062	.234	.624**
	Sig. (2-tailed)	.078	.068	.344	.001	.000		.000	.027	.269	.049	.014	.003	.008	.011	.349	.365	.011	.001	.635	.072	.000
	N	60	60	60	60	60	60	60	60	60	60	60	60	60	60	60	60	60	60	60	60	60
KIN7	Pearson Correlation	.525**	.365**	.168	.413**	.314	.507**	1	.517**	.173	.180	.131	.199	.246	.354**	.235	.136	.452**	.452**	.090	.205	.664**
	Sig. (2-tailed)	.000	.005	.199	.001	.014	.000		.000	.186	.168	.317	.128	.058	.006	.071	.301	.000	.000	.496	.115	.000
	N	60	60	60	60	60	60	60	60	60	60	60	60	60	60	60	60	60	60	60	60	60
KIN8	Pearson Correlation	.187	.135	.251	.304	.386**	.285	.517**	1	.130	.204	.075	.342**	.203	.386**	.146	.093	.163	.371**	-.065	.109	.588**
	Sig. (2-tailed)	.153	.305	.053	.018	.002	.027	.000		.324	.117	.569	.008	.119	.002	.265	.478	.215	.004	.623	.406	.000
	N	60	60	60	60	60	60	60	60	60	60	60	60	60	60	60	60	60	60	60	60	60
KIN9	Pearson Correlation	.106	.235	.250	.050	-.073	.145	.173	.130	1	.406**	.244	.164	.133	.127	.247	.219	.188	.002	.343**	-.024	.409**
	Sig. (2-tailed)	.422	.071	.054	.707	.581	.269	.186	.324		.001	.061	.210	.309	.332	.057	.092	.151	.988	.007	.854	.001
	N	60	60	60	60	60	60	60	60	60	60	60	60	60	60	60	60	60	60	60	60	60
KIN10	Pearson Correlation	.284	.296	.185	.140	.087	.255	.180	.204	.406**	1	.282	.363	.140	.041	.319	.268	.050	.148	.191	-.066	.469**
	Sig. (2-tailed)	.028	.022	.158	.286	.507	.049	.168	.117	.001		.029	.004	.266	.756	.013	.038	.707	.260	.143	.616	.000
	N	60	60	60	60	60	60	60	60	60	60	60	60	60	60	60	60	60	60	60	60	60
KIN11	Pearson Correlation	.232	.313	-.008	.189	.228	.316	.131	.075	.244	.282	1	.325	.189	.369	.275	.322	.328	.310	.212	.377**	.554**
	Sig. (2-tailed)	.075	.015	.949	.148	.080	.014	.317	.569	.061	.029		.011	.148	.004	.034	.012	.010	.016	.103	.003	.000
	N	60	60	60	60	60	60	60	60	60	60	60	60	60	60	60	60	60	60	60	60	60
KIN12	Pearson Correlation	.088	.167	.391	.438**	.465**	.372**	.199	.342**	.164	.363	.325	1	.341	.325	.138	.157	.256	.231	.087	.238	.585**
	Sig. (2-tailed)	.505	.203	.002	.000	.000	.003	.128	.008	.210	.004	.011		.008	.011	.292	.231	.048	.075	.508	.067	.000
	N	60	60	60	60	60	60	60	60	60	60	60	60	60	60	60	60	60	60	60	60	60
KIN13	Pearson Correlation	.210	.181	.244	.257	.103	.341**	.246	.203	.133	.140	.189	.341**	1	.434**	.339**	.212	.046	.098	.040	-.029	.460**
	Sig. (2-tailed)	.108	.166	.060	.048	.433	.008	.058	.119	.309	.286	.148	.008		.001	.008	.104	.728	.456	.764	.828	.000
	N	60	60	60	60	60	60	60	60	60	60	60	60	60	60	60	60	60	60	60	60	60
KIN14	Pearson Correlation	.240	.219	.282	.292	.279	.325	.354**	.386**	.127	.041	.369**	.325	.434**	1	.414**	.382**	.254	.413**	.125	.289	.636**
	Sig. (2-tailed)	.064	.093	.029	.023	.031	.011	.006	.002	.332	.756	.004	.011	.001		.001	.003	.051	.001	.342	.025	.000
	N	60	60	60	60	60	60	60	60	60	60	60	60	60	60	60	60	60	60	60	60	60
KIN15	Pearson Correlation	.281	.311	.184	.150	-.037	.123	.235	.146	.247	.319	.275	.138	.339**	.414**	1	.427**	.170	.276	.299	.078	.526**
	Sig. (2-tailed)	.030	.016	.158	.251	.780	.349	.071	.265	.057	.013	.034	.282	.008	.001		.001	.195	.033	.020	.552	.000
	N	60	60	60	60	60	60	60	60	60	60	60	60	60	60	60	60	60	60	60	60	60
KIN16	Pearson Correlation	.164	.150	.043	.212	.022	.119	.136	.093	.219	.268	.322	.157	.212	.382	.427**	1	.391	.180	.413**	.221	.491**
	Sig. (2-tailed)	.212	.254	.744	.104	.869	.365	.301	.478	.092	.038	.012	.231	.104	.003	.001		.024	.168	.001	.090	.000
	N	60	60	60	60	60	60	60	60	60	60	60	60	60	60	60	60	60	60	60	60	60
KIN17	Pearson Correlation	.238	.161	-.052	.310	.044	.325	.452**	.163	.188	.050	.328	.256	.046	.254	.170	.291	1	.579**	.186	.292	.526**
	Sig. (2-tailed)	.067	.220	.693	.016	.738	.011	.000	.215	.151	.707	.010	.048	.726	.051	.195	.024		.000	.154	.024	.000
	N	60	60	60	60	60	60	60	60	60	60	60	60	60	60	60	60	60	60	60	60	60
KIN18	Pearson Correlation	.341**	.128	.091	.337**	.276	.435**	.452**	.371**	.002	.148	.310	.231	.098	.413**	.276	.180	.579**	1	-.018	.318	.586**
	Sig. (2-tailed)	.008	.329	.488	.008	.033	.001	.000	.004	.988	.260	.016	.075	.456	.001	.033	.168	.000		.000	.894	.013
	N	60	60	60	60	60	60	60	60	60	60	60	60	60	60	60	60	60	60	60	60	60
KIN19	Pearson Correlation	.055	.134	.097	-.052	-.006	.062	.090	-.065	.343**	.191	.212	.087	.040	.125	.299	.413**	.186	-.018	1	.432**	.355**
	Sig. (2-tailed)	.678	.309	.459	.694	.965	.635	.496	.623	.007	.143	.103	.508	.764	.342	.020	.001	.154	.894		.001	.005
	N	60	60	60	60	60	60	60	60	60	60	60	60	60	60	60	60	60	60	60	60	60
KIN20	Pearson Correlation	.002	-.094	-.007	.248	.342**	.234	.205	.109	-.024	-.066	.377**	.238	-.029	.289	.078	.221	.292	.318	.432**	1	.395**
	Sig. (2-tailed)	.986	.473	.960	.056	.007	.072	.115	.406	.854	.616	.003	.067	.828	.025							

3. VARIABEL KEPUASAN KERJA

Correlations

		KEP1	KEP2	KEP3	KEP4	KEP5	KEP6	JUMLAHKEP
KEP1	Pearson Correlation	1	.430**	.306*	.311*	.360**	.445**	.696**
	Sig. (2-tailed)		.001	.017	.016	.005	.000	.000
	N	60	60	60	60	60	60	60
KEP2	Pearson Correlation	.430**	1	.237	.172	.246	.143	.585**
	Sig. (2-tailed)	.001		.068	.189	.058	.277	.000
	N	60	60	60	60	60	60	60
KEP3	Pearson Correlation	.306*	.237	1	.553**	.268*	.254	.685**
	Sig. (2-tailed)	.017	.068		.000	.038	.050	.000
	N	60	60	60	60	60	60	60
KEP4	Pearson Correlation	.311*	.172	.553**	1	.358**	.366**	.682**
	Sig. (2-tailed)	.016	.189	.000		.005	.004	.000
	N	60	60	60	60	60	60	60
KEP5	Pearson Correlation	.360**	.246	.268*	.358**	1	.562**	.680**
	Sig. (2-tailed)	.005	.058	.038	.005		.000	.000
	N	60	60	60	60	60	60	60
KEP6	Pearson Correlation	.445**	.143	.254	.366**	.562**	1	.666**
	Sig. (2-tailed)	.000	.277	.050	.004	.000		.000
	N	60	60	60	60	60	60	60
JUMLAHKEP	Pearson Correlation	.696**	.585**	.685**	.682**	.680**	.666**	1
	Sig. (2-tailed)	.000	.000	.000	.000	.000	.000	
	N	60	60	60	60	60	60	60

** Correlation is significant at the 0.01 level (2-tailed).

* Correlation is significant at the 0.05 level (2-tailed).

UJI RELIABILITAS

1. VARIABEL KEPEMIMPINAN SPIRITUAL

Reliability Statistics

Cronbach's Alpha	Cronbach's Alpha Based on Standardized Items	N of Items
.804	.805	11

2. VARIABEL KINERJA KARYAWAN

Reliability Statistics

Cronbach's Alpha	Cronbach's Alpha Based on Standardized Items	N of Items
.851	.851	20

3. VARIABEL KEPUASAN KERJA

Reliability Statistics

Cronbach's Alpha	Cronbach's Alpha Based on Standardized Items	N of Items
.738	.751	6

UJI ASUMSI KLASIK

1. Uji Normalitas

One-Sample Kolmogorov-Smirnov Test		Unstandardized Residual
N		60
Normal Parameters ^{a,b}	Mean	.0000000
	Std. Deviation	4.86548956
Most Extreme Differences	Absolute	.080
	Positive	.062
	Negative	-.080
Test Statistic		.080
Asymp. Sig. (2-tailed)		.200 ^{c,d}

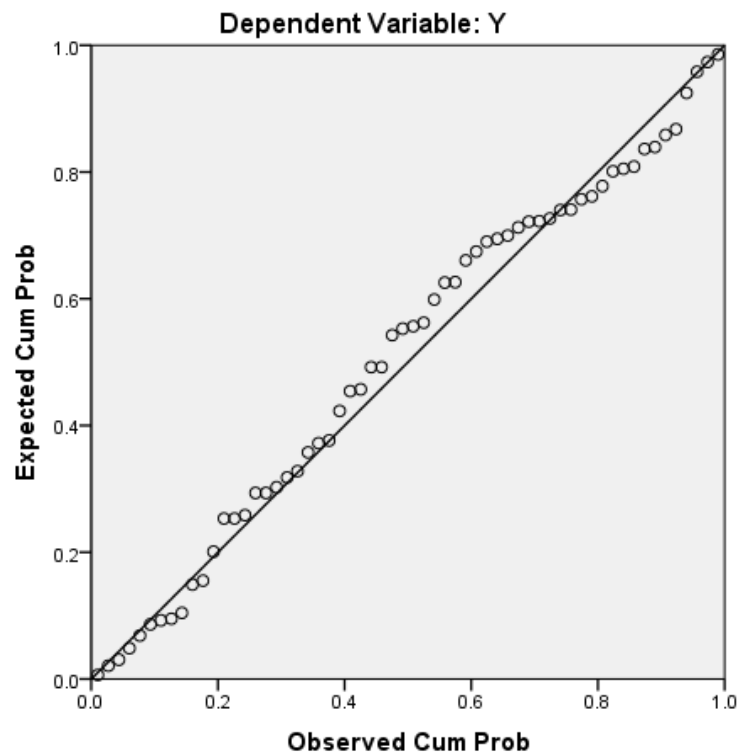
a. Test distribution is Normal.

b. Calculated from data.

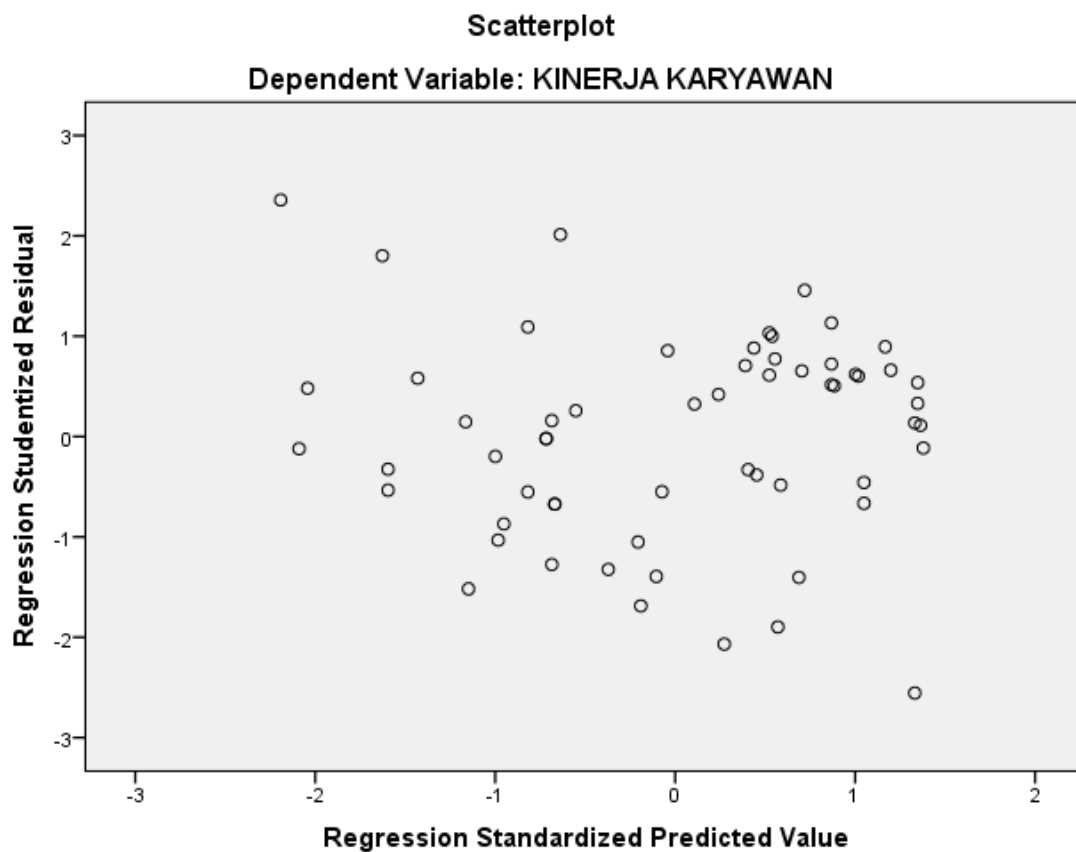
c. Lilliefors Significance Correction.

d. This is a lower bound of the true significance.

Normal P-P Plot of Regression Standardized Residual



2. Uji Heteroskedastisitas



3. Uji Multikolonieritas

Coefficients^a

Model	Unstandardized Coefficients		Standardized Coefficients	t	Sig.	Collinearity Statistics		
	B	Std. Error	Beta			Tolerance	VIF	
1	(Constant)	39.217	7.085		5.535	.000		
	KEPEMIMPINAN SPIRITUAL	.600	.194	.412	3.086	.003	.584	1.712
	KEPUASAN KERJA	.664	.307	.289	2.162	.035	.584	1.712

a. Dependent Variable: KINERJA KARYAWAN

UJI REGRESI

Regresi berganda

Coefficients ^a						
Model		Unstandardized Coefficients		Standardized Coefficients	t	Sig.
		B	Std. Error	Beta		
1	(Constant)	39.217	7.085		5.535	.000
	KEPEMIMPINAN SPIRITUAL	.600	.194	.412	3.086	.003
	KEPUASAN KERJA	.664	.307	.289	2.162	.035

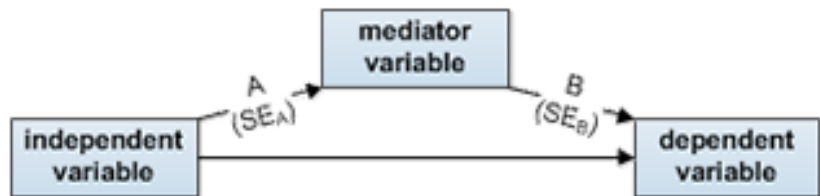
a. Dependent Variable: KINERJA KARYAWAN

Regresi linier sederhana

Coefficients ^a						
Model		Unstandardized Coefficients		Standardized Coefficients	t	Sig.
		B	Std. Error	Beta		
1	(Constant)	5.319	2.949		1.804	.076
	KEPEMIMPINAN SPIRITUAL	.408	.064	.645	6.425	.000

a. Dependent Variable: KEPUASAN KERJA

UJI SOBEL



A: 0.408 ?

B: 0.664 ?

SE_A: 0.064 ?SE_B: 0.307 ?**Calculate!****Sobel test statistic: 2.04819628****One-tailed probability: 0.02027039****Two-tailed probability: 0.04054077****Case Processing Summary**

		N	%
Cases	Valid	60	100.0
	Excluded ^a	0	.0
	Total	60	100.0

a. Listwise deletion based on all variables in the procedure.

Case Processing Summary

		N	%
Cases	Valid	60	100.0
	Excluded ^a	0	.0
	Total	60	100.0

a. Listwise deletion based on all variables in the procedure.

Case Processing Summary

		N	%
Cases	Valid	60	100.0
	Excluded ^a	0	.0
	Total	60	100.0

a. Listwise deletion based on all variables in the procedure.

Inter-Item Correlation Matrix

	KS1	KS2	KS3	KS4	KS5	KS6	KS7	KS8	KS9	KS10	KS11
KS1	1.000	.229	.267	.416	.249	.318	.282	.301	.247	.175	.033
KS2	.229	1.000	.327	.099	.305	.315	.171	.232	.187	.218	.243
KS3	.267	.327	1.000	.154	.295	.105	.297	.126	.285	.288	.288
KS4	.416	.099	.154	1.000	.342	.229	.273	.289	.108	.365	.250
KS5	.249	.305	.295	.342	1.000	.350	.270	.094	.123	.154	.234
KS6	.318	.315	.105	.229	.350	1.000	.461	.225	.339	.188	.107
KS7	.282	.171	.297	.273	.270	.461	1.000	.586	.603	.302	.523
KS8	.301	.232	.126	.289	.094	.225	.586	1.000	.480	.302	.252
KS9	.247	.187	.285	.108	.123	.339	.603	.480	1.000	.305	.334
KS10	.175	.218	.288	.365	.154	.188	.302	.302	.305	1.000	.434
KS11	.033	.243	.288	.250	.234	.107	.523	.252	.334	.434	1.000

Inter-Item Correlation Matrix

	KIN1	KIN2	KIN3	KIN4	KIN5	KIN6	KIN7	KIN8	KIN9	KIN10	KIN11	KIN12	KIN13	KIN14	KIN15	KIN16	KIN17	KIN18	KIN19	KIN20
KIN1	1.000	.588	.181	.167	.159	.230	.525	.187	.106	.284	.232	.088	.210	.240	.281	.164	.238	.341	.055	.002
KIN2	.588	1.000	.187	.085	.173	.237	.355	.135	.235	.296	.313	.167	.181	.219	.311	.150	.161	.128	.134	-.094
KIN3	.181	.187	1.000	.244	.184	.124	.168	.251	.250	.185	-.008	.391	.244	.282	.184	.043	-.052	.091	.097	-.007
KIN4	.167	.085	.244	1.000	.434	.425	.413	.304	.050	.140	.189	.438	.257	.292	.150	.212	.310	.337	-.052	.248
KIN5	.159	.173	.184	.434	1.000	.446	.314	.386	-.073	.087	.228	.465	.103	.279	-.037	.022	.044	.276	-.006	.342
KIN6	.230	.237	.124	.425	.446	1.000	.507	.285	.145	.255	.316	.372	.341	.325	.123	.119	.325	.435	.062	.234
KIN7	.525	.355	.168	.413	.314	.507	1.000	.517	.173	.180	.131	.199	.246	.354	.235	.136	.452	.452	.090	.205
KIN8	.187	.135	.251	.304	.386	.285	.517	1.000	.130	.204	.075	.342	.203	.386	.146	.093	.163	.371	-.065	.109
KIN9	.106	.235	.250	.050	-.073	.145	.173	.130	1.000	.406	.244	.164	.133	.127	.247	.219	.188	.002	.343	-.024
KIN10	.284	.296	.185	.140	.087	.255	.180	.204	.406	1.000	.282	.363	.140	.041	.319	.268	.050	.148	.191	-.066
KIN11	.232	.313	-.008	.189	.228	.316	.131	.075	.244	.282	1.000	.325	.189	.369	.275	.322	.328	.310	.212	.377
KIN12	.088	.167	.391	.438	.465	.372	.199	.342	.164	.363	.325	1.000	.341	.325	.138	.157	.256	.231	.087	.238
KIN13	.210	.181	.244	.257	.103	.341	.246	.203	.133	.140	.189	.341	1.000	.434	.339	.212	.046	.098	.040	-.029
KIN14	.240	.219	.282	.292	.279	.325	.354	.386	.127	.041	.369	.325	.434	1.000	.414	.382	.254	.413	.125	.289
KIN15	.281	.311	.184	.150	-.037	.123	.235	.146	.247	.319	.275	.138	.339	.414	1.000	.427	.170	.276	.299	.078
KIN16	.164	.150	.043	.212	.022	.119	.136	.093	.219	.268	.322	.157	.212	.382	.427	1.000	.291	.180	.413	.221
KIN17	.238	.161	-.052	.310	.044	.325	.452	.163	.188	.050	.328	.256	.046	.254	.170	.291	1.000	.579	.186	.292
KIN18	.341	.128	.091	.337	.276	.435	.452	.371	.002	.148	.310	.231	.098	.413	.276	.180	.579	1.000	-.018	.318
KIN19	.055	.134	.097	-.052	-.006	.062	.090	-.065	.343	.191	.212	.087	.040	.125	.299	.413	.186	-.018	1.000	.432
KIN20	.002	-.094	-.007	.248	.342	.234	.205	.109	-.024	-.066	.377	.238	-.029	.289	.078	.221	.292	.318	.432	1.000

Inter-Item Correlation Matrix

	KEP1	KEP2	KEP3	KEP4	KEP5	KEP6
KEP1	1.000	.430	.306	.311	.360	.445
KEP2	.430	1.000	.237	.172	.246	.143
KEP3	.306	.237	1.000	.553	.268	.254
KEP4	.311	.172	.553	1.000	.358	.366
KEP5	.360	.246	.268	.358	1.000	.562
KEP6	.445	.143	.254	.366	.562	1.000

Item-Total Statistics

	Scale Mean if Item Deleted	Scale Variance if Item Deleted	Corrected Item- Total Correlation	Squared Multiple Correlation	Cronbach's Alpha if Item Deleted
KS1	41.92	16.010	.422	.322	.792
KS2	42.10	16.024	.391	.305	.796
KS3	42.02	16.491	.411	.295	.793
KS4	41.93	16.131	.426	.364	.792
KS5	42.00	16.000	.411	.291	.794
KS6	42.15	15.621	.453	.412	.789
KS7	41.82	14.661	.665	.672	.766
KS8	41.87	15.812	.495	.476	.785
KS9	42.03	15.660	.518	.440	.783
KS10	42.07	16.267	.464	.328	.789
KS11	41.93	15.555	.452	.465	.790

Item-Total Statistics

	Scale Mean if Item Deleted	Scale Variance if Item Deleted	Corrected Item- Total Correlation	Squared Multiple Correlation	Cronbach's Alpha if Item Deleted
KIN1	79.13	35.779	.444	.547	.844
KIN2	78.73	36.504	.416	.493	.845
KIN3	78.97	37.423	.308	.363	.849
KIN4	78.77	36.182	.477	.439	.843
KIN5	78.77	36.656	.384	.532	.847
KIN6	78.83	34.955	.551	.512	.839

KIN7	78.90	34.532	.595	.662	.837
KIN8	78.83	36.514	.435	.470	.845
KIN9	78.77	36.792	.311	.383	.850
KIN10	78.67	36.701	.391	.505	.846
KIN11	78.82	36.118	.484	.476	.843
KIN12	78.75	35.852	.518	.583	.841
KIN13	78.77	36.826	.382	.410	.847
KIN14	78.77	35.334	.572	.540	.839
KIN15	78.77	36.182	.450	.440	.844
KIN16	78.87	36.456	.412	.423	.845
KIN17	78.83	35.938	.444	.619	.844
KIN18	78.83	35.768	.517	.611	.841
KIN19	79.05	37.438	.263	.518	.852
KIN20	78.87	37.541	.322	.559	.849

Item-Total Statistics

	Scale Mean if Item Deleted	Scale Variance if Item Deleted	Corrected Item- Total Correlation	Squared Multiple Correlation	Cronbach's Alpha if Item Deleted
KEP1	20.08	5.603	.553	.355	.684
KEP2	20.37	5.626	.343	.219	.745
KEP3	20.35	5.113	.467	.336	.708
KEP4	20.00	5.593	.528	.375	.689
KEP5	20.23	5.538	.518	.367	.690
KEP6	19.88	5.596	.500	.410	.695

Descriptive Statistics

	N	Range	Minimum	Maximum	Sum	Mean		Std. Deviation	Variance	Skewness		Kurtosis	
	Statistic	Statistic	Statistic	Statistic	Statistic	Statistic	Std. Error	Statistic	Statistic	Statistic	Std. Error	Statistic	Std. Error
KEP1	60	2	3	5	246	4.10	.078	.602	.363	-.039	.309	-.178	.608
KEP2	60	3	2	5	229	3.82	.102	.792	.627	-.293	.309	-.227	.608
KEP3	60	3	2	5	230	3.83	.107	.827	.684	.138	.309	-1.143	.608
KEP4	60	2	3	5	251	4.18	.081	.624	.390	-.145	.309	-.467	.608
KEP5	60	3	2	5	237	3.95	.084	.649	.421	-.338	.309	.604	.608
KEP6	60	2	3	5	258	4.30	.083	.646	.417	-.375	.309	-.661	.608
Valid N (listwise)	60												

Residuals Statistics^a

	Minimum	Maximum	Mean	Std. Deviation	N
Predicted Value	19.62	26.56	24.18	1.771	60
Std. Predicted Value	-2.579	1.342	.000	1.000	60
Standard Error of Predicted Value	.274	.762	.374	.099	60
Adjusted Predicted Value	19.41	26.64	24.18	1.783	60
Residual	-4.334	4.666	.000	2.099	60
Std. Residual	-2.047	2.204	.000	.991	60
Stud. Residual	-2.072	2.231	.000	1.006	60
Deleted Residual	-4.440	4.780	.002	2.162	60
Stud. Deleted Residual	-2.134	2.313	-.001	1.020	60
Mahal. Distance	.002	6.654	.983	1.219	60
Cook's Distance	.000	.085	.015	.019	60
Centered Leverage Value	.000	.113	.017	.021	60

a. Dependent Variable: KEPUASAN KERJA

Residuals Statistics^a

	Minimum	Maximum	Mean	Std. Deviation	N
Predicted Value	74.16	88.53	82.98	4.026	60
Std. Predicted Value	-2.192	1.379	.000	1.000	60
Standard Error of Predicted Value	.669	1.831	1.072	.278	60
Adjusted Predicted Value	72.44	88.96	82.95	4.107	60
Residual	-12.344	10.841	.000	4.865	60
Std. Residual	-2.494	2.190	.000	.983	60
Stud. Residual	-2.556	2.357	.003	1.010	60
Deleted Residual	-12.965	12.559	.034	5.145	60
Stud. Deleted Residual	-2.692	2.459	.001	1.029	60
Mahal. Distance	.095	7.089	1.967	1.570	60
Cook's Distance	.000	.294	.019	.043	60
Centered Leverage Value	.002	.120	.033	.027	60

a. Dependent Variable: KINERJA KARYAWAN

Reliability Statistics

Cronbach's Alpha	Cronbach's Alpha Based on Standardized Items	N of Items
.804	.805	11

Reliability Statistics

Cronbach's Alpha	Cronbach's Alpha Based on Standardized Items	N of Items
.851	.851	20

Reliability Statistics

Cronbach's Alpha	Cronbach's Alpha Based on Standardized Items	N of Items
.738	.751	6



**PEMERINTAH KABUPATEN BANTUL
BADAN PERENCANAAN PEMBANGUNAN DAERAH**

Jalan Robert Wolter Monginsidi 1 Bantul 55711, Telp. 367533, Faks. (0274) 367796
Laman: www.bappeda.bantulkab.go.id Posel: bappeda@bantulkab.go.id

SURAT KETERANGAN/IZIN

Nomor : 070 / Reg / 2074 / S1 / 2019

- Dasar :
1. Peraturan Menteri Dalam Negeri Nomor 64 Tahun 2011 jo Peraturan Menteri Dalam Negeri Nomor 7 Tahun 2014 tentang Pedoman Penerbitan Rekomendasi Penelitian;
 2. Peraturan Daerah Kabupaten Bantul Nomor 12 Tahun 2016 tentang Pembentukan dan Susunan Perangkat Daerah Kabupaten Bantul
 3. Peraturan Bupati Bantul Nomor 134 Tahun 2018 tentang Perubahan Atas Peraturan Bupati Bantul Nomor 108 Tahun 2017 tentang Pemberian Izin Penelitian, Kuliah Kerja Nyata (KKN) dan Praktik Kerja Lapangan (PKL)
 4. Surat Keputusan Kepala Bappeda Nomor 120/KPTS/BAPPEDA/2017 Tentang Prosedur Pelayanan Izin Penelitian, KKN, PKL, Survey, dan Pengabdian Kepada Masyarakat di Kabupaten Bantul.
- Memperhatikan :
- Surat dari : Fakultas Ekonomi dan Bisnis Universitas Muhammadiyah Yogyakarta (UMY)
 Nomor : 1328/A.4-II/MNJ/X/2019
 Tanggal : 05 Oktober 2019
 Perihal : Permohonan Ijin Riset

Kepala Badan Perencanaan Pembangunan Daerah Kabupaten Bantul, memberikan izin kepada :

- 1 Nama : IZZATI
- 2 NIP/NIM/No.KTP : 1401104801980002
- 3 No. Telp/ HP : 082382632355

Untuk melaksanakan izin Penelitian dengan rincian sebagai berikut :

- a. Judul : PENGARUH SPIRITUAL LEADERSHIP TERHADAP KINERJA KARYAWAN MELALUI KEPUASAN KERJA SEBAGAI VARIABEL MEDIASI
- b. Lokasi : DLH Kab. Bantul
- c. Waktu : 07 Oktober 2019 s/d 07 April 2020
- d. Status izin : Baru
- e. Jumlah anggota : -
- f. Nama Lembaga : Fakultas Ekonomi dan Bisnis Universitas Muhammadiyah Yogyakarta (UMY)

Ketentuan yang harus ditaat :

1. Dalam melaksanakan kegiatan tersebut harus selalu berkoordinasi dengan instansi terkait untuk mendapatkan petunjuk seperlunya;
2. Wajib mematuhi peraturan perundangan yang berlaku;
3. Izin hanya digunakan untuk kegiatan sesuai izin yang diberikan;
4. Menjaga ketertiban, etika dan norma yang berlaku di lokasi kegiatan;
5. Izin ini tidak boleh disalahgunakan untuk tujuan tertentu yang dapat mengganggu ketertiban umum dan kestabilan pemerintah;
6. Pemegang izin wajib melaporkan pelaksanaan kegiatan bentuk *hardcopy (hardcover)* dan *softcopy* (CD) kepada Pemerintah Kabupaten Bantul c.q Bappeda Kabupaten Bantul setelah selesai melaksanakan kegiatan
7. Surat ijin penelitian dapat diperpanjang maksimal 2 (dua) kali dengan menunjukkan surat izin sebelumnya, paling lambat 7 (tujuh) hari kerja sebelum berakhirnya surat izin; dan
8. Izin dapat dibatalkan sewaktu-waktu apabila tidak memenuhi ketentuan tersebut di atas;

Dikeluarkan di : Bantul
 Pada tanggal : 07 Oktober 2019

A.n. Kepala,
 Kepala Bidang Pengendalian Penelitian
 dan Pengembangan u.b. Kasubbid
 Penelitian dan Pengembangan



TRI SUMIATI, SH
 NIP: 19680628 199903 2 002

Tembusan disampaikan kepada Yth.

1. Bupati Bantul (sebagai laporan)
2. Ka. Kantor Kesatuan Bangsa dan Politik Kab. Bantul
3. Ka. Dinas Lingkungan Hidup Kab. Bantul
4. Dekan Fakultas Ekonomi dan Bisnis UMY
5. Yang Bersangkutan (Pemohon)



PERPUSTAKAAN
UNIVERSITAS MUHAMMADIYAH YOGYAKARTA
PERPUSTAKAAN Terakreditasi "A" (Perpustakaan Nasional RI No: 29/1/ee/XII.2014)

Perpustakaan Universitas Muhammadiyah Yogyakarta menyatakan bahwa Skripsi atas:

Nama : Izzati
NIM : 20160410098
Prodi : Manajemen/FEB
Judul : **Pengaruh *Spiritual Leadership* terhadap Kinerja Karyawan melalui Kepuasan Kerja sebagai Variabel Mediasi di Dinas Lingkungan Hidup Kabupaten Bantul**

Dosen Pembimbing : Rr. Sri Handari W., SE., M. Si.

**Telah dilakukan tes Turnitin filter 1%, dengan indeks similaritasnya sebesar 9%.
Semoga surat keterangan ini dapat digunakan sebagaimana mestinya.**

Mengetahui
Ka. Ur. Pengelolaan

LaelaNiswatin, S.I.Pust

Yogyakarta, 11/27/2019
yang melaksanakan pengecekan

Ikram Al- Zein, S.Kom.I
