

LAMPIRAN 1

DATA ASLI PENELITIAN

Tanggal	Jml Saham Yg diperdagangkan	jml saham yg beredar	volume perdagangan	Harga Saham	Kurs Tengah	Bi Rate
1-Sep-14	2936904800	2991620272669	0.00098171	5177.618164	11710	7,50 %
2-Sep-14	3506826400	2991411942669	0.001172298	5201.585938	11734	7,50 %
3-Sep-14	3859792000	2991785589369	0.00129013	5224.134766	11781	7,50 %
4-Sep-14	3533460400	2991949434369	0.001180989	5205.321777	11760	7,50 %
5-Sep-14	3508229600	2991954993169	0.001172554	5217.334961	11770	7,50 %
8-Sep-14	3276630200	2991962737935	0.001095144	5246.48291	11722	7,50 %
9-Sep-14	3895809600	2991963355935	0.001302091	5197.119141	11813	7,50 %
10-Sep-14	4402429200	2991972000235	0.001471414	5142.991211	11782	7,50 %
11-Sep-14	4900271600	2991972975235	0.001637806	5133.033203	11831	7,50 %
12-Sep-14	3184678400	2991974025235	0.001064407	5143.710938	11831	7,50 %
15-Sep-14	3035596800	2991978460535	0.001014578	5144.897949	11875	7,50 %
16-Sep-14	2983397400	2991980686535	0.000997131	5130.50293	11903	7,50 %
17-Sep-14	3982734800	2991986627235	0.001331134	5188.184082	11908	7,50 %
18-Sep-14	3183023800	2992647244582	0.001063615	5208.14209	12030	7,50 %
19-Sep-14	4024324000	2992668923620	0.001344727	5227.582031	11985	7,50 %
22-Sep-14	3002682800	2996866142120	0.001001941	5219.803223	11972	7,50 %
23-Sep-14	3274456800	2996891003620	0.001092618	5188.11377	11987	7,50 %
24-Sep-14	3625854000	2996891017020	0.001209872	5174.006836	11976	7,50 %
25-Sep-14	3366138400	2996931108653	0.001123195	5201.378906	11947	7,50 %

Tanggal	Jml Saham Yg diperdagangkan	jml saham yg beredar	volume perdagangan	Harga Saham	Kurs Tengah	Bi Rate
26-Sep-14	4053151200	3001478522953	0.001350385	5132.562988	12007	7,50 %
29-Sep-14	3372723200	3001491562953	0.001123682	5142.01123	12120	7,50 %
30-Sep-14	3724096400	3001506412953	0.001240742	5137.579102	12212	7,50 %
1-Oct-14	4033148800	3001544489583	0.001343691	5140.913086	12188	7,50 %
2-Oct-14	3939886000	3001869725683	0.001312477	5000.809082	12136	7,50 %
3-Oct-14	3723924000	3001877468163	0.001240532	4949.346191	12144	7,50 %
6-Oct-14	2388932800	3001877490363	0.000795813	5000.138184	12212	7,50 %
7-Oct-14	3870868800	3018092005917	0.001282555	5032.84082	12190	7,50 %
8-Oct-14	2986764200	3018108913917	0.000989614	4958.519043	12241	7,50 %
9-Oct-14	3135350000	3018217553726	0.001038808	4993.878906	12190	7,50 %
10-Oct-14	2808648400	3018367727609	0.000930519	4962.959961	12207	7,50 %
13-Oct-14	2610009400	3018369571109	0.000864708	4913.053223	12202	7,50 %
14-Oct-14	2670104800	3018369571114	0.000884618	4922.582031	12195	7,50 %
15-Oct-14	3214653000	3018540181589	0.001064969	4962.939941	12229	7,50 %
16-Oct-14	3245217600	3018837914526	0.001074989	4951.61377	12207	7,50 %
17-Oct-14	4404320000	3018837914526	0.001458946	5028.945801	12222	7,50 %
20-Oct-14	4163622400	3018978214426	0.00137915	5040.532227	12041	7,50 %
21-Oct-14	2872288000	3018979585326	0.00095141	5029.344238	11993	7,50 %
22-Oct-14	3272543600	3019133085326	0.001083935	5074.323242	12026	7,50 %
23-Oct-14	3620509600	3019178874126	0.00119917	5103.518066	12034	7,50 %
24-Oct-14	2834151200	3019189125126	0.000938713	5073.067871	12065	7,50 %
27-Oct-14	2643968400	3019328390726	0.000875681	5024.291992	12042	7,50 %
28-Oct-14	3170307200	3019646403626	0.001049894	5001.304199	12158	7,50 %

Tanggal	Jml Saham Yg diperdagangkan	jml saham yg beredar	volume perdagangan	Harga Saham	Kurs Tengah	Bi Rate
29-Oct-14	3660158400	3019706236626	0.001212091	5074.056152	12163	7,50 %
30-Oct-14	3449555200	3019717481826	0.001142344	5058.849121	12165	7,50 %
31-Oct-14	3248979600	3020779217498	0.001075544	5089.546875	12082	7,50 %
3-Nov-14	2937954000	3021195242434	0.000972448	5085.508789	12105	7,50 %
4-Nov-14	3163115200	3021222680924	0.001046965	5070.939941	12130	7,50 %
5-Nov-14	3822222000	3023724780924	0.001264077	5066.832031	12092	7,50 %
6-Nov-14	3095617400	3025847129256	0.001023058	5034.230957	12179	7,50 %
7-Nov-14	3811608000	3026015101138	0.001259613	4987.423828	12149	7,50 %
10-Nov-14	3009163600	3026048428140	0.00099442	4965.387207	12138	7,50 %
11-Nov-14	3523927200	3027412874158	0.001164006	5032.28418	12163	7,50 %
12-Nov-14	3057628800	3027432436241	0.001009974	5048.84082	12205	7,50 %
13-Nov-14	2857497600	3027434301241	0.000943868	5048.667969	12191	7,50 %
14-Nov-14	2843486400	3027634869514	0.000939177	5049.487793	12206	7,50 %
17-Nov-14	3507189200	3027640866864	0.00115839	5053.942871	12193	7,50 %
18-Nov-14	4095725600	3027640866864	0.001352778	5102.469238	12146	7,75 %
19-Nov-14	4903078000	3028017142666	0.001619237	5127.933105	12124	7,75 %
20-Nov-14	3856786800	3028104911788	0.001273664	5093.565918	12161	7,75 %
21-Nov-14	4899083200	3028106630088	0.00161787	5112.044922	12161	7,75 %
24-Nov-14	5610406400	3028116556855	0.001852771	5141.76416	12122	7,75 %
25-Nov-14	5196818400	3028116556855	0.001716188	5118.944824	12166	7,75 %
26-Nov-14	4819645600	3028119329600	0.00159163	5133.036133	12160	7,75 %
27-Nov-14	5311692800	3025844354910	0.001755442	5145.314941	12179	7,75 %
28-Nov-14	5720875200	3025847676610	0.001890669	5149.888184	12196	7,75 %

Tanggal	Jml Saham Yg diperdagangkan	jml saham yg beredar	volume perdagangan	Harga Saham	Kurs Tengah	Bi Rate
1-Dec-14	4499727200	3025849502610	0.001487096	5164.288086	12264	7,75 %
2-Dec-14	4981680400	3025851148410	0.001646373	5175.792969	12276	7,75 %
3-Dec-14	4660349200	3032910304510	0.001536593	5166.043945	12295	7,75 %
4-Dec-14	4817668800	3033272677110	0.001588274	5177.160156	12318	7,75 %
5-Dec-14	3973562800	3034139965285	0.001309618	5187.994141	12296	7,75 %
8-Dec-14	5183423600	3034140617530	0.001708366	5144.01416	12352	7,75 %
9-Dec-14	4987931600	3034146419564	0.001643932	5122.312012	12347	7,75 %
10-Dec-14	0	3034554949260	0	5165.407227	12336	7,75 %
11-Dec-14	4594402800	3034558131715	0.001514027	5152.694824	12336	7,75 %
12-Dec-14	5157773600	3036161618315	0.001698781	5160.433105	12432	7,75 %
15-Dec-14	6687456000	3039219420856	0.002200386	5108.432129	12599	7,75 %
16-Dec-14	6795053600	3039327823216	0.002235709	5026.027832	12900	7,75 %
17-Dec-14	5484104400	3056299499667	0.001794361	5035.648926	12720	7,75 %
18-Dec-14	6373773600	3057744974158	0.002084469	5113.345215	12565	7,75 %
19-Dec-14	6667904800	3065059691021	0.002175457	5144.621094	12500	7,75 %
22-Dec-14	6044771200	3072427574742	0.001967425	5125.771973	12435	7,75 %
23-Dec-14	4173190000	3076242833934	0.001356587	5139.067871	12456	7,75 %
24-Dec-14	3670180000	3076404025184	0.00119301	5166.98291	12467	7,75 %
29-Dec-14	3191469800	3084054679890	0.001034829	5178.373047	12434	7,75 %
30-Dec-14	4668636000	3084060283305	0.001513795	5226.946777	12436	7,75 %
31-Dec-14	0	0	0	5226.946777	12440	7,75 %
2-Jan-15	3813300000	3084160997514	0.001236414	5242.769043	12474	7,75 %
5-Jan-15	4484602000	3087024007608	0.001452727	5219.995117	12589	7,75 %

Tanggal	Jml Saham Yg diperdagangkan	jml saham yg beredar	volume perdagangan	Harga Saham	Kurs Tengah	Bi Rate
6-Jan-15	5151649600	3087024007616	0.001668808	5169.060059	12658	7,75 %
7-Jan-15	7208839200	3087024037616	0.002335207	5207.118164	12732	7,75 %
8-Jan-15	6916301600	3087024037616	0.002240443	5211.828125	12731	7,75 %
9-Jan-15	7393040000	3087804118916	0.002394271	5216.665039	12640	7,75 %
12-Jan-15	4766190000	3087984308347	0.001543463	5187.933105	12568	7,75 %
13-Jan-15	7292129600	3090474489499	0.00235955	5214.358887	12608	7,75 %
14-Jan-15	6397240000	3090499785703	0.002069969	5159.667969	12580	7,75 %
15-Jan-15	5418008800	3090502730819	0.001753116	5188.711914	12617	7,75 %
16-Jan-15	4481017600	3096932935754	0.001446921	5148.378906	12593	7,75 %
19-Jan-15	4347921600	3096979692244	0.001403923	5152.092773	12612	7,75 %
20-Jan-15	4581389600	3096980660944	0.001479308	5166.089844	12659	7,75 %
21-Jan-15	3853158400	3084900103687	0.001249038	5215.266113	12557	7,75 %
22-Jan-15	5853246400	3085157341519	0.001897228	5253.183105	12451	7,75 %
23-Jan-15	5997008000	3085159148819	0.001943825	5323.884766	12444	7,75 %
26-Jan-15	4623835200	3085188165969	0.001498721	5260.023926	12517	7,75 %
27-Jan-15	3909135200	3085191776569	0.001267064	5277.148926	12493	7,75 %
28-Jan-15	4387148400	3085193307269	0.001422001	5268.852051	12498	7,75 %
29-Jan-15	3824442400	3085195349476	0.001239611	5262.717773	12515	7,75 %
30-Jan-15	3829611600	3085197001176	3.50059E-11	5289.403809	12625	7,75 %
2-Feb-15	3268610400	3085662788176	0.00105929	5276.23584	12700	7,75 %
3-Feb-15	4389694400	3085680114286	0.001422602	5291.717773	12643	7,75 %
4-Feb-15	5197634000	3085721597786	0.001684414	5315.28418	12609	7,75 %
5-Feb-15	3918400000	3077269649686	0.001273337	5279.89502	12653	7,75 %

Tanggal	Jml Saham Yg diperdagangkan	jml saham yg beredar	volume perdagangan	Harga Saham	Kurs Tengah	Bi Rate
6-Feb-15	4589112400	3077277407586	0.00149129	5342.515137	12613	7,75 %
9-Feb-15	4043871600	3077282417586	0.001314105	5348.470215	12679	7,75 %
10-Feb-15	4228540400	3077312964986	0.001374102	5321.474121	12644	7,75 %
11-Feb-15	4563078000	3077316343219	0.001482811	5336.519043	12700	7,75 %
12-Feb-15	4140418400	3077383123019	0.001345435	5343.411133	12794	7,75 %
13-Feb-15	3570199200	3077386487019	0.00116014	5374.165039	12769	7,75 %
16-Feb-15	3426804000	3077811600019	0.00111339	5325.495117	12742	7,75 %
17-Feb-15	3363027200	3077812777519	0.001092668	5337.500977	12757	7,50 %
18-Feb-15	5012582800	3077926550719	0.001628558	5390.449219	12804	7,50 %
20-Feb-15	4084130800	3078138899276	0.001326818	5400.104004	12849	7,50 %
23-Feb-15	3827427200	3078172298876	0.001243409	5403.276855	12813	7,50 %
24-Feb-15	4057434400	3078198289341	0.00131812	5417.313965	12866	7,50 %
25-Feb-15	4796830400	3078199927341	0.001558323	5445.10791	12887	7,50 %
26-Feb-15	4124161600	3078204903941	0.001339794	5454.795898	12862	7,50 %
27-Feb-15	4306059200	3078212373103	0.001398883	5450.293945	12863	7,50 %
2-Mar-15	4156319200	3078214542303	0.001350237	5477.831055	12993	7,50 %
3-Mar-15	4186089600	3078227782403	0.001359902	5474.619141	12962	7,50 %
4-Mar-15	3846059200	3078502361422	0.001249328	5448.059082	12963	7,50 %
5-Mar-15	4011808000	3079474264839	0.001302757	5450.946777	13022	7,50 %
6-Mar-15	4247456000	3079479205971	0.001379277	5514.787109	12983	7,50 %
9-Mar-15	4073314000	3064035570106	0.001329395	5444.633789	13047	7,50 %
10-Mar-15	4679609600	3064268233073	0.001527154	5462.928223	13059	7,50 %
11-Mar-15	5222211600	3064818333073	0.001703922	5419.565918	13164	7,50 %

Tanggal	Jml Saham Yg diperdagangkan	jml saham yg beredar	volume perdagangan	Harga Saham	Kurs Tengah	Bi Rate
12-Mar-15	4386662400	3064818333073	0.001431296	5439.832031	13176	7,50 %
13-Mar-15	4107393600	3064820602873	0.001340174	5426.46582	13191	7,50 %
16-Mar-15	3542485200	3065041554753	0.001155771	5435.270996	13237	7,50 %
17-Mar-15	4910415200	3065041554753	0.001602071	5439.152832	13209	7,50 %
18-Mar-15	4171686800	3065052964753	0.001361049	5413.150879	13164	7,50 %
19-Mar-15	4734546000	3065053583753	0.001544686	5453.854004	13008	7,50 %
20-Mar-15	5168381600	3065054706753	0.001686228	5443.064941	13075	7,50 %
23-Mar-15	5381109200	3065083221753	0.001755616	5437.098145	13076	7,50 %
24-Mar-15	3881672000	3066538495678	0.001265816	5447.647949	12972	7,50 %
25-Mar-15	5016012000	3066538495678	0.001635724	5405.48877	12932	7,50 %
26-Mar-15	4677875200	3066539687478	0.001525457	5368.799805	13003	7,50 %
27-Mar-15	3263159600	3066540211028	0.001064118	5396.854004	12932	7,50 %
30-Mar-15	4545550000	3066540245028	0.001482306	5438.655762	13086	7,50 %
31-Mar-15	4610963600	3066542634428	0.001503636	5518.674805	13084	7,50 %
1-Apr-15	4434522400	3066543904028	0.001446098	5466.867188	13043	7,50 %
2-Apr-15	4663220000	3066548904028	0.001520674	5456.398926	13000	7,50 %
6-Apr-15	3508819200	3066967253818	0.001144068	5480.030762	12942	7,50 %
7-Apr-15	4633408000	3066972765783	0.001510743	5523.290039	12982	7,50 %
8-Apr-15	4180636000	3066978187833	0.001363112	5486.583984	13002	7,50 %
9-Apr-15	4128758400	3066985403988	0.001346194	5500.899902	12973	7,50 %
10-Apr-15	4389634000	3067011992424	0.001431241	5491.339844	12910	7,50 %
13-Apr-15	3809344800	3067014259924	0.001242037	5447.40918	12945	7,50 %
14-Apr-15	3964685200	3068028808542	0.001292258	5419.106934	12979	7,50 %

Tanggal	Jml Saham Yg diperdagangkan	jml saham yg beredar	volume perdagangan	Harga Saham	Kurs Tengah	Bi Rate
15-Apr-15	4026615200	3068030935167	0.001312443	5414.546875	12976	7,50 %
16-Apr-15	5264554800	3068032123267	0.001715939	5420.73291	12838	7,50 %
17-Apr-15	3718378400	3068034871067	0.001211974	5410.644043	12863	7,50 %
20-Apr-15	3958477600	3068035715267	0.001290232	5400.803223	12875	7,50 %
21-Apr-15	4373074400	3068050748428	0.001425359	5460.573242	12942	7,50 %
22-Apr-15	4210305200	3068051517128	0.001372306	5437.119141	12952	7,50 %
23-Apr-15	3995937200	3068052099628	0.001302435	5436.208984	12939	7,50 %
24-Apr-15	3122977600	3068053600787	0.001017902	5435.35498	12941	7,50 %
27-Apr-15	4943398800	3068053686787	0.001611249	5245.445801	12922	7,50 %
28-Apr-15	3604219200	3067997928787	0.001174779	5242.157227	12978	7,50 %
29-Apr-15	4710286400	3067999974687	0.001535295	5105.562988	12964	7,50 %
30-Apr-15	3871130000	3068002873198	0.001261775	5086.424805	12937	7,50 %
4-May-15	3735144800	3068706775551	0.001217172	5141.137207	13021	7,50 %
5-May-15	3883253200	3068709712651	0.001265435	5160.308105	12993	7,50 %
6-May-15	3163394000	3068709712651	0.001030855	5184.950195	13040	7,50 %
7-May-15	4833262400	3068716242751	0.001575011	5150.48584	13065	7,50 %
8-May-15	4435963600	3068734866434	0.001445535	5182.212891	13177	7,50 %
11-May-15	3686356800	3068736906034	0.001201262	5172.481934	13116	7,50 %
12-May-15	4170292800	3068737991484	0.00135896	5205.611816	13203	7,50 %
13-May-15	4707012000	3068738832184	0.001533859	5246.132812	13188	7,50 %
15-May-15	3942042400	3068739558522	0.00128458	5227.096191	13090	7,50 %
18-May-15	3894564400	3068740048522	0.001269109	5237.811035	13116	7,50 %
19-May-15	3497895600	3084717225951	0.001133944	5269.371094	13183	7,50 %

Tanggal	Jml Saham Yg diperdagangkan	jml saham yg beredar	volume perdagangan	Harga Saham	Kurs Tengah	Bi Rate
20-May-15	3883119600	3084901066946	0.00125875	5292.749023	13169	7,50 %
21-May-15	4014591200	3085811592339	0.001300984	5313.208008	13150	7,50 %
22-May-15	3188520800	3085944994922	0.00103324	5315.152832	13136	7,50 %
25-May-15	3219856000	3085945469322	0.001043394	5288.361816	13186	7,50 %
26-May-15	3770189200	3085945810722	0.001221729	5320.900879	13192	7,50 %
27-May-15	3633964000	3085946075524	0.001177585	5253.388184	13229	7,50 %
28-May-15	3315003600	3085947002324	0.001074226	5237.400879	13205	7,50 %
29-May-15	5867470000	3134145113424	0.001872112	5216.378906	13211	7,50 %
1-Jun-15	2997851200	3134145308524	0.000956513	5213.815918	13230	7,50 %
3-Jun-15	3374877600	3134162683581	0.001076804	5130.499023	13196	7,50 %
4-Jun-15	3241455600	3134162683581	0.001034233	5095.820801	13243	7,50 %
5-Jun-15	2820107600	3137073093781	0.000898961	5100.571777	13288	7,50 %
8-Jun-15	3472658000	3137073673581	0.001106974	5014.992188	13360	7,50 %
9-Jun-15	3962655600	3137073684981	0.001263169	4899.881836	13362	7,50 %
10-Jun-15	4387740800	3137075333522	0.001398672	4933.557129	13329	7,50 %
11-Jun-15	3217722800	3137079539921	0.001025706	4928.812012	13292	7,50 %
12-Jun-15	3255912800	3142801321610	0.001035991	4935.816895	13317	7,50 %
15-Jun-15	3060194000	3142804176059	0.000973715	4837.793945	13333	7,50 %
16-Jun-15	3396086800	3142804176059	0.001080591	4872.599121	13333	7,50 %
17-Jun-15	3765870400	3142807525833	0.00119825	4945.75293	13367	7,50 %
18-Jun-15	2927278800	3142807525833	0.000931422	4945.499023	13341	7,50 %
19-Jun-15	2509105600	3145859564311	0.00079759	4985.005859	13324	7,50 %
22-Jun-15	2383486600	3146309668184	0.00075755	4959.251953	13318	7,50 %

Tanggal	Jml Saham Yg diperdagangkan	jml saham yg beredar	volume perdagangan	Harga Saham	Kurs Tengah	Bi Rate
23-Jun-15	2905044800	3146309668184	0.000923318	4937.647949	13316	7,50 %
24-Jun-15	3780212800	3146380613886	0.001201448	4953.516113	13280	7,50 %
25-Jun-15	3076894200	3146386041986	0.000977914	4920.041992	13323	7,50 %
26-Jun-15	2549893400	3146786141986	0.000810317	4923.004883	13338	7,50 %
29-Jun-15	2606552400	3149458229595	0.000827619	4882.578125	13356	7,50 %
30-Jun-15	2798979600	3149458545795	0.000888718	4910.658203	13332	7,50 %
1-Jul-15	3328123800	3149458841460	0.001056729	4904.062988	13331	7,50 %
2-Jul-15	4076242400	3151165114600	0.001293567	4944.780762	13337	7,50 %
3-Jul-15	3739352400	3152499294581	0.001186155	4982.910156	13316	7,50 %
6-Jul-15	3194584000	3166652452562	0.001008821	4916.741211	13353	7,50 %
7-Jul-15	3336479000	3170410209723	0.001052381	4906.049805	13313	7,50 %
8-Jul-15	4259974400	3177700090817	0.001340584	4871.570801	13346	7,50 %
9-Jul-15	3382476000	3180968949752	0.001063348	4838.28418	13347	7,50 %
10-Jul-15	3739313600	3180989723454	0.001175519	4859.03418	13304	7,50 %
13-Jul-15	2477003400	3180989851654	0.00077869	4893.916992	13309	7,50 %
14-Jul-15	3009241800	3182468167810	0.000945569	4901.807129	13320	7,50 %
15-Jul-15	2602155600	3186964935692	0.0008165	4869.849121	13329	7,50 %
22-Jul-15	2823552800	3188025305681	0.000885675	4906.688965	13368	7,50 %
23-Jul-15	3109886600	3189061836105	0.000975173	4902.845215	13394	7,50 %
24-Jul-15	2516975200	3189061836105	0.000789253	4856.595215	13448	7,50 %
27-Jul-15	3374282000	3193980357703	0.00105645	4771.285156	13453	7,50 %
28-Jul-15	3099580600	3193980703103	0.000970444	4714.755859	13460	7,50 %
29-Jul-15	3106905000	3193980703103	0.000972738	4721.121094	13444	7,50 %

Tanggal	Jml Saham Yg diperdagangkan	jml saham yg beredar	volume perdagangan	Harga Saham	Kurs Tengah	Bi Rate
30-Jul-15	3110994800	3197622505649	0.000972909	4712.492188	13468	7,50 %
31-Jul-15	3249055600	3197922505649	0.001015989	4802.528809	13481	7,50 %
3-Aug-15	2764801200	3198220006649	0.000864481	4800.182129	13492	7,50 %
4-Aug-15	3143437200	3198220930449	0.000982871	4781.086914	13495	7,50 %
5-Aug-15	3715033200	3198220930449	0.001161594	4850.532227	13517	7,50 %
6-Aug-15	3069769200	3198254263449	0.000959827	4806.563965	13529	7,50 %
7-Aug-15	2900340800	3198254293449	0.000906851	4770.303223	13536	7,50 %
10-Aug-15	2917027200	3198681193059	0.000911947	4748.949219	13536	7,50 %
11-Aug-15	4129172400	3198681227059	0.001290898	4622.59082	13541	7,50 %
12-Aug-15	3717424800	3202294815684	0.001160863	4479.491211	13758	7,50 %
13-Aug-15	3796424000	3202295212601	0.001185532	4584.25	13747	7,50 %
14-Aug-15	3196551200	3202296274601	0.000998206	4585.391113	13763	7,50 %
18-Aug-15	3087145000	3202321275601	0.000964034	4510.478027	13831	7,50 %
19-Aug-15	2736435000	3204404557101	0.000853961	4484.242188	13824	7,50 %
20-Aug-15	3213185200	3204404563101	0.00100274	4441.911133	13838	7,50 %
21-Aug-15	3350960000	3204404650201	0.001045736	4335.953125	13895	7,50 %
24-Aug-15	3841952400	3204404650201	0.00119896	4163.729004	13998	7,50 %
25-Aug-15	4495985200	3204480443531	0.001403031	4228.500977	14067	7,50 %
26-Aug-15	3573908000	3204480467053	0.001115285	4237.73291	14102	7,50 %
27-Aug-15	4545686400	3204482592022	0.00141854	4430.631836	14128	7,50 %
28-Aug-15	4176151600	3204482594222	0.001303222	4446.201172	14011	7,50 %
31-Aug-15	3315128800	3204482710900	0.001034529	4509.606934	14027	7,50 %
1-Sep-15	2959970000	3204482996700	0.000923697	4412.458984	14081	7,50 %

Tanggal	Jml Saham Yg diperdagangkan	jml saham yg beredar	volume perdagangan	Harga Saham	Kurs Tengah	Bi Rate
2-Sep-15	3559725600	3205037793600	0.001110666	4401.292969	14127	7,50 %
3-Sep-15	3152570400	3205040476400	0.000983629	4433.11084	14160	7,50 %
4-Sep-15	2829458200	3205040891900	0.000882815	4415.342773	14178	7,50 %
7-Sep-15	2863734800	3205040891900	0.00089351	4301.365234	14234	7,50 %
8-Sep-15	3292284000	3205044556800	0.001027219	4318.59082	14285	7,50 %
9-Sep-15	3658179600	3205044938300	0.001141382	4347.276855	14244	7,50 %
10-Sep-15	3419897600	3202401679400	0.001067917	4343.26123	14322	7,50 %
11-Sep-15	3210753200	3202402734400	0.001002608	4360.467773	14306	7,50 %
14-Sep-15	2425324800	3202402852400	0.000757345	4390.373047	14322	7,50 %
15-Sep-15	3334462200	3204188683400	0.001040657	4347.160156	14371	7,50 %
16-Sep-15	3625093200	3204188965295	0.001131361	4332.513184	14442	7,50 %
17-Sep-15	3114855600	3205608376999	0.000971689	4378.384766	14452	7,50 %
18-Sep-15	4261098800	3205611482099	0.001329262	4380.319824	14463	7,50 %
21-Sep-15	2782718800	3279612082099	0.00084849	4376.082031	14451	7,50 %
22-Sep-15	3187401800	3279612146299	0.000971884	4344.043945	14486	7,50 %
23-Sep-15	3419733600	3279612146299	0.001042725	4244.426758	14623	7,50 %
25-Sep-15	3307883600	3279612176299	0.00100862	4209.438965	14690	7,50 %
28-Sep-15	2843744200	3281067289399	0.000866713	4120.50293	14696	7,50 %
29-Sep-15	3771684800	3281067289399	0.00114953	4178.408203	14728	7,50 %
30-Sep-15	3685050400	3281067294293	0.001123126	4223.908203	14657	7,50 %

LAMPIRAN 2

DATA OLAH PENELITIAN

Tanggal	volume perdagangan	Log (Kurs Tengah)	BI Rate	Harga Saham
1-Sep-14	0.00098171	4.622037782	0.075	5177.618164
2-Sep-14	0.001172298	4.622048151	0.075	5201.585938
3-Sep-14	0.00129013	4.62205852	0.075	5224.134766
4-Sep-14	0.001180989	4.622068888	0.075	5205.321777
5-Sep-14	0.001172554	4.622079257	0.075	5217.334961
8-Sep-14	0.001095144	4.62211036	0.075	5246.48291
9-Sep-14	0.001302091	4.622120728	0.075	5197.119141
10-Sep-14	0.001471414	4.622131095	0.075	5142.991211
11-Sep-14	0.001637806	4.622141462	0.075	5133.033203
12-Sep-14	0.001064407	4.622151828	0.075	5143.710938
15-Sep-14	0.001014578	4.622182927	0.075	5144.897949
16-Sep-14	0.000997131	4.622193292	0.075	5130.50293
17-Sep-14	0.001331134	4.622203658	0.075	5188.184082
18-Sep-14	0.001063615	4.622214023	0.075	5208.14209
19-Sep-14	0.001344727	4.622224388	0.075	5227.582031
22-Sep-14	0.001001941	4.622255481	0.075	5219.803223
23-Sep-14	0.001092618	4.622265845	0.075	5188.11377
24-Sep-14	0.001209872	4.622276209	0.075	5174.006836
25-Sep-14	0.001123195	4.622286572	0.075	5201.378906
26-Sep-14	0.001350385	4.622296935	0.075	5132.562988
29-Sep-14	0.001123682	4.622328023	0.075	5142.01123
30-Sep-14	0.001240742	4.622338385	0.075	5137.579102
1-Oct-14	0.001343691	4.622348747	0.075	5140.913086
2-Oct-14	0.001312477	4.622359109	0.075	5000.809082
3-Oct-14	0.001240532	4.62236947	0.075	4949.346191
6-Oct-14	0.000795813	4.622400553	0.075	5000.138184
7-Oct-14	0.001282555	4.622410914	0.075	5032.84082
8-Oct-14	0.000989614	4.622421274	0.075	4958.519043
9-Oct-14	0.001038808	4.622431634	0.075	4993.878906
10-Oct-14	0.000930519	4.622441994	0.075	4962.959961
13-Oct-14	0.000864708	4.622473071	0.075	4913.053223
14-Oct-14	0.000884618	4.62248343	0.075	4922.582031
15-Oct-14	0.001064969	4.622493788	0.075	4962.939941

Tanggal	volume perdagangan	Log (Kurs Tengah)	BI Rate	Harga Saham
16-Oct-14	0.001074989	4.622504147	0.075	4951.61377
17-Oct-14	0.001458946	4.622514505	0.075	5028.945801
20-Oct-14	0.00137915	4.622545577	0.075	5040.532227
21-Oct-14	0.00095141	4.622555934	0.075	5029.344238
22-Oct-14	0.001083935	4.622566291	0.075	5074.323242
23-Oct-14	0.00119917	4.622576647	0.075	5103.518066
24-Oct-14	0.000938713	4.622587004	0.075	5073.067871
27-Oct-14	0.000875681	4.622618071	0.075	5024.291992
28-Oct-14	0.001049894	4.622628426	0.075	5001.304199
29-Oct-14	0.001212091	4.622638781	0.075	5074.056152
30-Oct-14	0.001142344	4.622649136	0.075	5058.849121
31-Oct-14	0.001075544	4.62265949	0.075	5089.546875
3-Nov-14	0.000972448	4.622690553	0.075	5085.508789
4-Nov-14	0.001046965	4.622700906	0.075	5070.939941
5-Nov-14	0.001264077	4.622711259	0.075	5066.832031
6-Nov-14	0.001023058	4.622721612	0.075	5034.230957
7-Nov-14	0.001259613	4.622731965	0.075	4987.423828
10-Nov-14	0.00099442	4.622763022	0.075	4965.387207
11-Nov-14	0.001164006	4.622773374	0.075	5032.28418
12-Nov-14	0.001009974	4.622783725	0.075	5048.84082
13-Nov-14	0.000943868	4.622794077	0.075	5048.667969
14-Nov-14	0.000939177	4.622804428	0.075	5049.487793
17-Nov-14	0.00115839	4.62283548	0.075	5053.942871
18-Nov-14	0.001352778	4.62284583	0.0775	5102.469238
19-Nov-14	0.001619237	4.622856179	0.0775	5127.933105
20-Nov-14	0.001273664	4.622866529	0.0775	5093.565918
21-Nov-14	0.00161787	4.622876878	0.0775	5112.044922
24-Nov-14	0.001852771	4.622907925	0.0775	5141.76416
25-Nov-14	0.001716188	4.622918273	0.0775	5118.944824
26-Nov-14	0.00159163	4.622928621	0.0775	5133.036133
27-Nov-14	0.001755442	4.622938969	0.0775	5145.314941
28-Nov-14	0.001890669	4.622949317	0.0775	5149.888184
1-Dec-14	0.001487096	4.622980358	0.0775	5164.288086
2-Dec-14	0.001646373	4.622990705	0.0775	5175.792969
3-Dec-14	0.001536593	4.623001051	0.0775	5166.043945
4-Dec-14	0.001588274	4.623011397	0.0775	5177.160156
5-Dec-14	0.001309618	4.623021743	0.0775	5187.994141
8-Dec-14	0.001708366	4.623052779	0.0775	5144.01416

Tanggal	volume perdagangan	Log (Kurs Tengah)	BI Rate	Harga Saham
9-Dec-14	0.001643932	4.623063124	0.0775	5122.312012
10-Dec-14	0	4.623073469	0.0775	5165.407227
11-Dec-14	0.001514027	4.623083813	0.0775	5152.694824
12-Dec-14	0.001698781	4.623094158	0.0775	5160.433105
15-Dec-14	0.002200386	4.623125189	0.0775	5108.432129
16-Dec-14	0.002235709	4.623135532	0.0775	5026.027832
17-Dec-14	0.001794361	4.623145875	0.0775	5035.648926
18-Dec-14	0.002084469	4.623156217	0.0775	5113.345215
19-Dec-14	0.002175457	4.62316656	0.0775	5144.621094
22-Dec-14	0.001967425	4.623197586	0.0775	5125.771973
23-Dec-14	0.001356587	4.623207927	0.0775	5139.067871
24-Dec-14	0.00119301	4.623218268	0.0775	5166.98291
29-Dec-14	0.001034829	4.623269971	0.0775	5178.373047
30-Dec-14	0.001513795	4.62328031	0.0775	5226.946777
31-Dec-14	0	4.62329065	0.0775	5226.946777
2-Jan-15	0.001236414	4.623311328	0.0775	5242.769043
5-Jan-15	0.001452727	4.623342344	0.0775	5219.995117
6-Jan-15	0.001668808	4.623352682	0.0775	5169.060059
7-Jan-15	0.002335207	4.623363019	0.0775	5207.118164
8-Jan-15	0.002240443	4.623373357	0.0775	5211.828125
9-Jan-15	0.002394271	4.623383694	0.0775	5216.665039
12-Jan-15	0.001543463	4.623414704	0.0775	5187.933105
13-Jan-15	0.00235955	4.623425041	0.0775	5214.358887
14-Jan-15	0.002069969	4.623435377	0.0775	5159.667969
15-Jan-15	0.001753116	4.623445713	0.0775	5188.711914
16-Jan-15	0.001446921	4.623456048	0.0775	5148.378906
19-Jan-15	0.001403923	4.623487053	0.0775	5152.092773
20-Jan-15	0.001479308	4.623497388	0.0775	5166.089844
21-Jan-15	0.001249038	4.623507722	0.0775	5215.266113
22-Jan-15	0.001897228	4.623518056	0.0775	5253.183105
23-Jan-15	0.001943825	4.62352839	0.0775	5323.884766
26-Jan-15	0.001498721	4.62355939	0.0775	5260.023926
27-Jan-15	0.001267064	4.623569723	0.0775	5277.148926
28-Jan-15	0.001422001	4.623580055	0.0775	5268.852051
29-Jan-15	0.001239611	4.623590388	0.0775	5262.717773
30-Jan-15	3.50059E-11	4.62360072	0.0775	5289.403809
2-Feb-15	0.00105929	4.623631715	0.0775	5276.23584
3-Feb-15	0.001422602	4.623642046	0.0775	5291.717773

Tanggal	volume perdagangan	Log (Kurs Tengah)	BI Rate	Harga Saham
4-Feb-15	0.001684414	4.623652377	0.0775	5315.28418
5-Feb-15	0.001273337	4.623662707	0.0775	5279.89502
6-Feb-15	0.00149129	4.623673038	0.0775	5342.515137
9-Feb-15	0.001314105	4.623704027	0.0775	5348.470215
10-Feb-15	0.001374102	4.623714357	0.0775	5321.474121
11-Feb-15	0.001482811	4.623724686	0.0775	5336.519043
12-Feb-15	0.001345435	4.623735015	0.0775	5343.411133
13-Feb-15	0.00116014	4.623745344	0.0775	5374.165039
16-Feb-15	0.00111339	4.623776328	0.0775	5325.495117
17-Feb-15	0.001092668	4.623786656	0.075	5337.500977
18-Feb-15	0.001628558	4.623796983	0.075	5390.449219
20-Feb-15	0.001326818	4.623817637	0.075	5400.104004
23-Feb-15	0.001243409	4.623848617	0.075	5403.276855
24-Feb-15	0.00131812	4.623858943	0.075	5417.313965
25-Feb-15	0.001558323	4.623869268	0.075	5445.10791
26-Feb-15	0.001339794	4.623879594	0.075	5454.795898
27-Feb-15	0.001398883	4.623889919	0.075	5450.293945
2-Mar-15	0.001350237	4.623920893	0.075	5477.831055
3-Mar-15	0.001359902	4.623931217	0.075	5474.619141
4-Mar-15	0.001249328	4.623941541	0.075	5448.059082
5-Mar-15	0.001302757	4.623951865	0.075	5450.946777
6-Mar-15	0.001379277	4.623962189	0.075	5514.787109
9-Mar-15	0.001329395	4.623993158	0.075	5444.633789
10-Mar-15	0.001527154	4.62400348	0.075	5462.928223
11-Mar-15	0.001703922	4.624013803	0.075	5419.565918
12-Mar-15	0.001431296	4.624024125	0.075	5439.832031
13-Mar-15	0.001340174	4.624034446	0.075	5426.46582
16-Mar-15	0.001155771	4.62406541	0.075	5435.270996
17-Mar-15	0.001602071	4.624075731	0.075	5439.152832
18-Mar-15	0.001361049	4.624086052	0.075	5413.150879
19-Mar-15	0.001544686	4.624096372	0.075	5453.854004
20-Mar-15	0.001686228	4.624106692	0.075	5443.064941
23-Mar-15	0.001755616	4.624137651	0.075	5437.098145
24-Mar-15	0.001265816	4.62414797	0.075	5447.647949
25-Mar-15	0.001635724	4.624158289	0.075	5405.48877
26-Mar-15	0.001525457	4.624168607	0.075	5368.799805
27-Mar-15	0.001064118	4.624178926	0.075	5396.854004
30-Mar-15	0.001482306	4.624209879	0.075	5438.655762

Tanggal	volume perdagangan	Log (Kurs Tengah)	BI Rate	Harga Saham
31-Mar-15	0.001503636	4.624220197	0.075	5518.674805
1-Apr-15	0.001446098	4.624230514	0.075	5466.867188
2-Apr-15	0.001520674	4.624240831	0.075	5456.398926
6-Apr-15	0.001144068	4.624282096	0.075	5480.030762
7-Apr-15	0.001510743	4.624292411	0.075	5523.290039
8-Apr-15	0.001363112	4.624302727	0.075	5486.583984
9-Apr-15	0.001346194	4.624313042	0.075	5500.899902
10-Apr-15	0.001431241	4.624323357	0.075	5491.339844
13-Apr-15	0.001242037	4.6243543	0.075	5447.40918
14-Apr-15	0.001292258	4.624364614	0.075	5419.106934
15-Apr-15	0.001312443	4.624374928	0.075	5414.546875
16-Apr-15	0.001715939	4.624385241	0.075	5420.73291
17-Apr-15	0.001211974	4.624395555	0.075	5410.644043
20-Apr-15	0.001290232	4.624426493	0.075	5400.803223
21-Apr-15	0.001425359	4.624436805	0.075	5460.573242
22-Apr-15	0.001372306	4.624447117	0.075	5437.119141
23-Apr-15	0.001302435	4.624457429	0.075	5436.208984
24-Apr-15	0.001017902	4.62446774	0.075	5435.35498
27-Apr-15	0.001611249	4.624498673	0.075	5245.445801
28-Apr-15	0.001174779	4.624508984	0.075	5242.157227
29-Apr-15	0.001535295	4.624519294	0.075	5105.562988
30-Apr-15	0.001261775	4.624529604	0.075	5086.424805
4-May-15	0.001217172	4.624570842	0.075	5141.137207
5-May-15	0.001265435	4.624581151	0.075	5160.308105
6-May-15	0.001030855	4.624591459	0.075	5184.950195
7-May-15	0.001575011	4.624601767	0.075	5150.48584
8-May-15	0.001445535	4.624612076	0.075	5182.212891
11-May-15	0.001201262	4.624642998	0.075	5172.481934
12-May-15	0.00135896	4.624653305	0.075	5205.611816
13-May-15	0.001533859	4.624663612	0.075	5246.132812
15-May-15	0.00128458	4.624684225	0.075	5227.096191
18-May-15	0.001269109	4.624715143	0.075	5237.811035
19-May-15	0.001133944	4.624725448	0.075	5269.371094
20-May-15	0.00125875	4.624735753	0.075	5292.749023
21-May-15	0.001300984	4.624746058	0.075	5313.208008
22-May-15	0.00103324	4.624756363	0.075	5315.152832
25-May-15	0.001043394	4.624787275	0.075	5288.361816
26-May-15	0.001221729	4.624797579	0.075	5320.900879

Tanggal	volume perdagangan	Log (Kurs Tengah)	BI Rate	Harga Saham
27-May-15	0.001177585	4.624807882	0.075	5253.388184
28-May-15	0.001074226	4.624818186	0.075	5237.400879
29-May-15	0.001872112	4.624828489	0.075	5216.378906
1-Jun-15	0.000956513	4.624859396	0.075	5213.815918
3-Jun-15	0.001076804	4.62488	0.075	5130.499023
4-Jun-15	0.001034233	4.624890301	0.075	5095.820801
5-Jun-15	0.000898961	4.624900602	0.075	5100.571777
8-Jun-15	0.001106974	4.624931504	0.075	5014.992188
9-Jun-15	0.001263169	4.624941805	0.075	4899.881836
10-Jun-15	0.001398672	4.624952105	0.075	4933.557129
11-Jun-15	0.001025706	4.624962404	0.075	4928.812012
12-Jun-15	0.001035991	4.624972704	0.075	4935.816895
15-Jun-15	0.000973715	4.625003601	0.075	4837.793945
16-Jun-15	0.001080591	4.6250139	0.075	4872.599121
17-Jun-15	0.00119825	4.625024198	0.075	4945.75293
18-Jun-15	0.000931422	4.625034496	0.075	4945.499023
19-Jun-15	0.00079759	4.625044794	0.075	4985.005859
22-Jun-15	0.00075755	4.625075686	0.075	4959.251953
23-Jun-15	0.000923318	4.625085982	0.075	4937.647949
24-Jun-15	0.001201448	4.625096279	0.075	4953.516113
25-Jun-15	0.000977914	4.625106575	0.075	4920.041992
26-Jun-15	0.000810317	4.625116871	0.075	4923.004883
29-Jun-15	0.000827619	4.625147758	0.075	4882.578125
30-Jun-15	0.000888718	4.625158053	0.075	4910.658203
1-Jul-15	0.001056729	4.625168348	0.075	4904.062988
2-Jul-15	0.001293567	4.625178643	0.075	4944.780762
3-Jul-15	0.001186155	4.625188937	0.075	4982.910156
6-Jul-15	0.001008821	4.625219819	0.075	4916.741211
7-Jul-15	0.001052381	4.625230112	0.075	4906.049805
8-Jul-15	0.001340584	4.625240406	0.075	4871.570801
9-Jul-15	0.001063348	4.625250699	0.075	4838.28418
10-Jul-15	0.001175519	4.625260991	0.075	4859.03418
13-Jul-15	0.00077869	4.625291868	0.075	4893.916992
14-Jul-15	0.000945569	4.62530216	0.075	4901.807129
15-Jul-15	0.0008165	4.625312451	0.075	4869.849121
22-Jul-15	0.000885675	4.625384484	0.075	4906.688965
23-Jul-15	0.000975173	4.625394774	0.075	4902.845215
24-Jul-15	0.000789253	4.625405063	0.075	4856.595215

Tanggal	volume perdagangan	Log (Kurs Tengah)	BI Rate	Harga Saham
27-Jul-15	0.00105645	4.625435929	0.075	4771.285156
28-Jul-15	0.000970444	4.625446218	0.075	4714.755859
29-Jul-15	0.000972738	4.625456506	0.075	4721.121094
30-Jul-15	0.000972909	4.625466794	0.075	4712.492188
31-Jul-15	0.001015989	4.625477081	0.075	4802.528809
3-Aug-15	0.000864481	4.625507942	0.075	4800.182129
4-Aug-15	0.000982871	4.625518229	0.075	4781.086914
5-Aug-15	0.001161594	4.625528515	0.075	4850.532227
6-Aug-15	0.000959827	4.625538801	0.075	4806.563965
7-Aug-15	0.000906851	4.625549087	0.075	4770.303223
10-Aug-15	0.000911947	4.625579943	0.075	4748.949219
11-Aug-15	0.001290898	4.625590228	0.075	4622.59082
12-Aug-15	0.001160863	4.625600513	0.075	4479.491211
13-Aug-15	0.001185532	4.625610797	0.075	4584.25
14-Aug-15	0.000998206	4.625621081	0.075	4585.391113
18-Aug-15	0.000964034	4.625662216	0.075	4510.478027
19-Aug-15	0.000853961	4.625672499	0.075	4484.242188
20-Aug-15	0.00100274	4.625682781	0.075	4441.911133
21-Aug-15	0.001045736	4.625693064	0.075	4335.953125
24-Aug-15	0.00119896	4.62572391	0.075	4163.729004
25-Aug-15	0.001403031	4.625734191	0.075	4228.500977
26-Aug-15	0.001115285	4.625744472	0.075	4237.73291
27-Aug-15	0.00141854	4.625754753	0.075	4430.631836
28-Aug-15	0.001303222	4.625765034	0.075	4446.201172
31-Aug-15	0.001034529	4.625795875	0.075	4509.606934
1-Sep-15	0.000923697	4.625806154	0.075	4412.458984
2-Sep-15	0.001110666	4.625816434	0.075	4401.292969
3-Sep-15	0.000983629	4.625826713	0.075	4433.11084
4-Sep-15	0.000882815	4.625836992	0.075	4415.342773
7-Sep-15	0.00089351	4.625867828	0.075	4301.365234
8-Sep-15	0.001027219	4.625878106	0.075	4318.59082
9-Sep-15	0.001141382	4.625888384	0.075	4347.276855
10-Sep-15	0.001067917	4.625898661	0.075	4343.26123
11-Sep-15	0.001002608	4.625908939	0.075	4360.467773
14-Sep-15	0.000757345	4.625939769	0.075	4390.373047
15-Sep-15	0.001040657	4.625950046	0.075	4347.160156
16-Sep-15	0.001131361	4.625960322	0.075	4332.513184
17-Sep-15	0.000971689	4.625970598	0.075	4378.384766

Tanggal	volume perdagangan	Log (Kurs Tengah)	BI Rate	Harga Saham
18-Sep-15	0.001329262	4.625980873	0.075	4380.319824
21-Sep-15	0.00084849	4.626011699	0.075	4376.082031
22-Sep-15	0.000971884	4.626021973	0.075	4344.043945
23-Sep-15	0.001042725	4.626032248	0.075	4244.426758
25-Sep-15	0.00100862	4.626052796	0.075	4209.438965
28-Sep-15	0.000866713	4.626083616	0.075	4120.50293
29-Sep-15	0.00114953	4.626093889	0.075	4178.408203
30-Sep-15	0.001123126	4.626104162	0.075	4223.908203

LAMPIRAN 3

UJI ANALISIS DESKRIPTIF

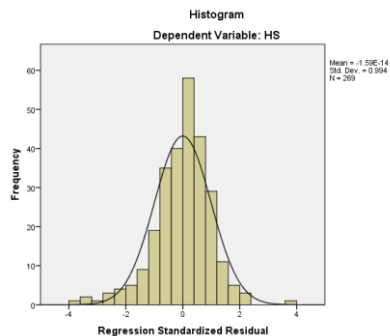
Descriptive Statistics					
	N	Minimum	Maximum	Mean	Std. Deviation
HS	269	-20.4657616	341.2195779	173.796289501	47.4782626454
VP	269	-.001586395	.001514027	.00004507098	.000317602257
KURS	269	.161781691	.161957969	.16185603435	.000042995369
BIR	269	.0002125	.0051250	.002645167	.0002153423
Valid N (listwise)	269				

LAMPIRAN 4

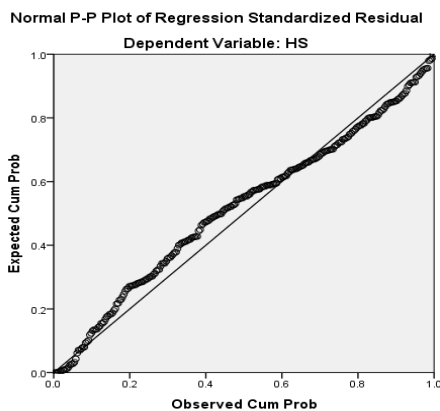
UJI NORMALITAS DATA

One-Sample Kolmogorov-Smirnov Test		
		Unstandardized Residual
N		269
Normal Parameters ^{a,b}	Mean	0E-7
	Std. Deviation	45.85054453
Most Extreme Differences	Absolute	.078
	Positive	.049
	Negative	-.078
Kolmogorov-Smirnov Z		1.273
Asymp. Sig. (2-tailed)		.078
a. Test distribution is Normal.		
b. Calculated from data.		

GRAFIK HISTOGRAM



NORMAL PROBABILITY PLOT



LAMPIRAN 5

UJI MULTIKOLENIARITAS

Coefficients ^a								
Model		Unstandardized Coefficients		Standardized Coefficients	t	Sig.	Collinearity Statistics	
		B	Std. Error	Beta			Tolerance	VIF
1	(Constant)	45841.933	10654.989		4.302	.000		
	VP	1222.064	8878.784	.008	.138	.891	.998	1.002

	KURS	-282245.659	65810.944	-.256	-4.289	.000	.991	1.009
	BIR	5659.825	13135.451	.026	.431	.667	.992	1.009

a. Dependent Variable: HS

LAMPIRAN 6

UJI AUTOKORELASI (*OUT LAYER*)

Model Summary^b

Model	R	R Square	Adjusted R Square	Std. Error of the Estimate	Change Statistics					Durbin-Watson
					R Square Change	F Change	df1	df2	Sig. F Change	
1	.603 ^a	.363	.356	262.120452482	.363	50.353	3	265	.000	.125

a. Predictors: (Constant), BIRATE, KURS, VP

b. Dependent Variable: HS

LAMPIRAN 7**DATA TRANSFORMASI**

VP TRANSFORMASI BARU	KURS TRANSFORMASI BARU	BIR TRANSFORMASI BARU	HS TRANSFORMASI BARU
0.000224947	0.161781691	0.002625	205.1844097
0.000224947	0.161781691	0.002625	205.1844097
0.000158862	0.161782054	0.002625	204.6043358
-6.3986E-05	0.161782417	0.002625	164.0317278
3.28996E-05	0.161782779	0.002625	194.1994462
-3.63708E-05	0.161803878	0.002625	211.7546726
0.000245277	0.16178423	0.002625	134.2631329
0.000214896	0.161784593	0.002625	127.7712399
0.000217892	0.161784955	0.002625	170.0466844
-0.000516076	0.161785318	0.002625	190.3338971
-1.25744E-05	0.161806412	0.002625	181.2168938
1.80631E-05	0.161786768	0.002625	165.6764092
0.000368902	0.161787131	0.002625	237.2487546
-0.000220929	0.161787493	0.002625	201.5444509
0.000318339	0.161787856	0.002625	201.7249142
-0.000295721	0.161808947	0.002625	175.1865631
0.000125745	0.161789306	0.002625	151.0036598
0.000155496	0.161789668	0.002625	167.4770479
-4.43312E-05	0.161790031	0.002625	208.4623093
0.000266502	0.161790393	0.002625	113.2323437
-0.000179439	0.161811481	0.002625	189.0879466
0.000156389	0.161791843	0.002625	175.5382651
0.000146375	0.161792205	0.002625	183.1492526
1.58154E-05	0.161792568	0.002625	39.82795401
-2.6009E-05	0.16179293	0.002625	123.5654269
-0.0004013	0.161814014	0.002625	224.0191097
0.000514595	0.16179438	0.002625	207.7074724
-0.000248051	0.161794742	0.002625	101.8276517
8.38305E-05	0.161795105	0.002625	208.9080295
-7.19312E-05	0.161795467	0.002625	143.8668167

VP TRANSFORMASI BARU	KURS TRANSFORMASI BARU	BIR TRANSFORMASI BARU	HS TRANSFORMASI BARU
-3.32424E-05	0.161816547	0.002625	123.7968606
5.01747E-05	0.161796916	0.002625	181.4856708
0.000211313	0.161797279	0.002625	212.6482811
4.72935E-05	0.161797641	0.002625	162.3767269
0.000421581	0.161798003	0.002625	250.638513
-2.87329E-05	0.16181908	0.002625	187.599529
-0.000379469	0.161799452	0.002625	165.2306389
0.000165824	0.161799814	0.002625	221.0060523
0.000153173	0.161800177	0.002625	206.7961375
-0.000218487	0.161800539	0.002625	148.1729373
-3.01768E-05	0.161821612	0.002625	128.7814965
0.000204861	0.161801988	0.002625	152.8624267
0.000198944	0.16180235	0.002625	247.7976
-2.7324E-05	0.161802712	0.002625	162.3849343
-2.68181E-05	0.161803074	0.002625	207.7574732
-6.54519E-05	0.161824144	0.002625	174.0960546
0.000108553	0.161804523	0.002625	163.4239596
0.000253756	0.161804885	0.002625	173.3749879
-0.000196777	0.161805247	0.002625	144.7380471
0.000272362	0.161805609	0.002625	129.3909545
-0.000221106	0.161826676	0.002625	152.523213
0.000204391	0.161807058	0.002625	240.6855252
-0.000113292	0.16180742	0.002625	192.6865863
-3.07574E-05	0.161807782	0.002625	176.5365777
2.83451E-05	0.161808144	0.002625	177.5232029
0.000252084	0.161829207	0.002625	181.1871508
0.000234931	0.161809592	0.005125	225.4143675
0.000313807	0.161809954	0.0027125	204.0502903
-0.0002889	0.161810316	0.0027125	145.1104717
0.000388785	0.161810678	0.0027125	196.7538111
0.000291526	0.161831737	0.0027125	208.6408103
-7.17356E-05	0.161812126	0.0027125	157.1424096
-6.44918E-05	0.161812488	0.0027125	193.2543778
0.000219519	0.16181285	0.0027125	191.9350727

VP TRANSFORMASI BARU	KURS TRANSFORMASI BARU	BIR TRANSFORMASI BARU	HS TRANSFORMASI BARU
0.000196668	0.161813212	0.0027125	184.6592659
-0.0003374	0.161834267	0.0027125	194.6459884
0.000211326	0.161814659	0.0027125	192.254966
-5.2157E-05	0.161815021	0.0027125	171.4037299
0.000105462	0.161815383	0.0027125	191.9277491
-0.000223067	0.161815745	0.0027125	192.0345905
0.000444585	0.161836797	0.0027125	137.5998139
-4.64109E-06	0.161817192	0.0027125	158.3383476
-0.001586395	0.161817554	0.0027125	222.3761354
0.001514027	0.161817916	0.0027125	168.0768499
0.000237745	0.161818278	0.0027125	188.0825998
0.000561062	0.161839327	0.0027125	128.6141827
0.000112337	0.161819725	0.0027125	96.39082751
-0.000363099	0.161820087	0.0027125	185.5320681
0.00035291	0.161820448	0.0027125	253.9440014
0.000163944	0.16182081	0.0027125	210.2429615
-0.000131891	0.161841855	0.0027125	161.2126173
-0.000541979	0.161822257	0.0027125	192.6979171
-0.000116096	0.161822619	0.0027125	207.7824145
-0.000116425	0.161864342	0.0027125	192.2345389
0.000515185	0.161824789	0.0027125	229.8167866
-0.001460812	0.16182515	0.0027125	182.9431372
0.001236414	0.161835851	0.0027125	198.7654032
0.000259587	0.161846912	0.0027125	160.7229905
0.000266927	0.16182732	0.0027125	131.7647711
0.000724807	0.161827682	0.0027125	218.9752071
-1.30314E-05	0.161828043	0.0027125	186.9590967
0.000232243	0.161828405	0.0027125	187.2508984
-0.000767008	0.16184944	0.0027125	153.8513424
0.000870108	0.161829851	0.0027125	208.0034407
-0.000206997	0.161830212	0.0027125	127.811643
-0.000244405	0.161830574	0.0027125	209.6323239
-0.000244836	0.161830935	0.0027125	141.271909
7.64433E-06	0.161851967	0.0027125	183.9071287

VP TRANSFORMASI BARU	KURS TRANSFORMASI BARU	BIR TRANSFORMASI BARU	HS TRANSFORMASI BARU
0.000124523	0.161832381	0.0027125	194.3203181
-0.000178494	0.161832743	0.0027125	229.9894135
0.000691906	0.161833104	0.0027125	220.451306
0.000113	0.161833466	0.0027125	254.5630697
-0.00037707	0.161854494	0.0027125	122.4751268
-0.000179201	0.161834911	0.0027125	201.2258374
0.000199284	0.161835273	0.0027125	176.4033374
-0.00013262	0.161835634	0.0027125	178.2755438
-0.001196225	0.161835996	0.0027125	210.8811581
0.00105929	0.16185702	0.0027125	171.9611643
0.000400387	0.161837441	0.0027125	200.1501874
0.000311604	0.161837802	0.0027125	208.7765291
-0.000352123	0.161838164	0.0027125	150.6457863
0.00026252	0.161838525	0.0027125	247.4164427
-0.00012499	0.161859546	0.0027125	192.9431078
0.00010599	0.16183997	0.0027125	160.2003635
0.000156803	0.161840332	0.0027125	201.2965162
-8.54776E-05	0.161840693	0.0027125	193.6702565
-0.000138205	0.161841054	0.0027125	217.7732957
-6.14533E-06	0.161862072	0.0027125	139.4258544
1.82467E-05	0.161842499	0.0002125	198.3981891
0.000574134	0.16184286	0.002625	239.7607762
-0.000244741	0.161853549	0.002625	198.3205077
-3.69706E-05	0.161864597	0.002625	192.1764911
0.00011823	0.161845028	0.002625	203.1517999
0.000286338	0.161845389	0.002625	217.3999338
-0.000163988	0.16184575	0.002625	200.2667649
0.000105982	0.161846111	0.002625	186.4159034
3.1484E-07	0.161867121	0.002625	218.2973981
5.69238E-05	0.161847556	0.002625	188.5121729
-6.29779E-05	0.161847917	0.002625	165.0516109
9.71559E-05	0.161848278	0.002625	193.5697629
0.000122116	0.161848639	0.002625	254.6234692
-1.60753E-06	0.161869646	0.002625	122.8642288

VP TRANSFORMASI BARU	KURS TRANSFORMASI BARU	BIR TRANSFORMASI BARU	HS TRANSFORMASI BARU
0.000244288	0.161850083	0.002625	208.8566166
0.000230218	0.161850444	0.002625	147.8401828
-0.000212989	0.161850805	0.002625	209.9509201
-4.10265E-05	0.161851166	0.002625	177.0279101
-0.000137497	0.16187217	0.002625	198.7314797
0.000486753	0.16185261	0.002625	194.1163209
-0.00018495	0.161852971	0.002625	164.3683961
0.000231274	0.161853332	0.002625	230.1634058
0.000195606	0.161853693	0.002625	180.0958271
0.000128406	0.161874693	0.002625	184.5404769
-0.000428354	0.161855137	0.002625	200.8482391
0.000414212	0.161855498	0.002625	148.5084992
-5.30168E-05	0.161855859	0.002625	152.503142
-0.000407949	0.16185622	0.002625	215.9621922
0.000455432	0.161877216	0.002625	230.6916481
7.32109E-05	0.161857663	0.002625	270.3719947
-4.91084E-06	0.161858024	0.002625	141.3460012
0.000125189	0.161858385	0.002625	180.8720896
-0.000323382	0.161889694	0.002625	214.6057984
0.000406717	0.161860189	0.002625	235.0603537
-9.47547E-05	0.16186055	0.002625	156.6090964
3.07909E-05	0.161860911	0.002625	206.3463574
0.000132164	0.161861271	0.002625	182.9714386
-0.000139111	0.161882261	0.002625	148.2662305
9.36926E-05	0.161862714	0.002625	162.3570753
6.54137E-05	0.161863075	0.002625	185.1086837
0.000449431	0.161863436	0.002625	195.6951756
-0.000443907	0.161863797	0.002625	179.6367849
0.000120677	0.161884783	0.002625	179.5317215
0.000180285	0.161865239	0.002625	248.7981318
-3.16574E-06	0.1618656	0.002625	167.6659625
-2.18406E-05	0.161865961	0.002625	189.3890129
-0.000238947	0.161866322	0.002625	189.4133104
0.000628974	0.161887304	0.002625	0.3282453

VP TRANSFORMASI BARU	KURS TRANSFORMASI BARU	BIR TRANSFORMASI BARU	HS TRANSFORMASI BARU
-0.000380077	0.161867764	0.002625	180.302029
0.000401634	0.161868125	0.002625	46.88126394
-0.000219785	0.161868485	0.002625	159.5565216
-4.40815E-07	0.161899774	0.002625	232.7372702
9.08639E-05	0.161870288	0.002625	199.1107002
-0.00019029	0.161870649	0.002625	205.2528737
0.000580236	0.161871009	0.002625	147.0089018
-7.43508E-05	0.16187137	0.002625	211.9940554
-0.000193679	0.161892345	0.002625	171.6464942
0.000199742	0.161872812	0.002625	214.1667497
0.000222462	0.161873173	0.002625	222.7174096
-0.000195593	0.161883839	0.002625	164.5780274
2.94886E-05	0.161894865	0.002625	193.6632107
-9.07461E-05	0.161875335	0.002625	214.8834452
0.000164494	0.161875696	0.002625	207.8059173
8.629E-05	0.161876056	0.002625	205.7052008
-0.00022221	0.161876417	0.002625	187.9071043
4.63174E-05	0.161897385	0.002625	159.2393331
0.000214854	0.161877858	0.002625	217.6317266
-1.38333E-06	0.161878219	0.002625	118.7188358
-6.21439E-05	0.161878579	0.002625	167.8812814
0.000835484	0.161878939	0.002625	162.2870578
-0.000850075	0.161899904	0.002625	180.0102737
0.000153768	0.161890683	0.002625	99.16666213
-4.8821E-06	0.161881101	0.002625	144.8892438
-9.90738E-05	0.161881462	0.002625	183.104704
0.000239476	0.161902423	0.002625	92.9404232
0.00019494	0.161882903	0.002625	60.41437458
0.000179714	0.161883263	0.002625	205.1711573
-0.000324012	0.161883623	0.002625	167.9293825
4.61839E-05	0.161883984	0.002625	179.5133034
-2.60165E-05	0.161904942	0.002625	74.73064133
0.000140957	0.161885425	0.002625	204.1279641
0.00015548	0.161885785	0.002625	243.6947782

VP TRANSFORMASI BARU	KURS TRANSFORMASI BARU	BIR TRANSFORMASI BARU	HS TRANSFORMASI BARU
-0.00022489	0.161886145	0.002625	172.8474456
-0.000101232	0.161886505	0.002625	212.5993018
-1.21243E-05	0.16190746	0.002625	148.7212991
0.000192282	0.161887946	0.002625	151.9698144
0.000310446	0.161888306	0.002625	188.6858422
-0.000181484	0.161888666	0.002625	139.898943
-0.00013337	0.161889026	0.002625	175.1643607
4.56637E-05	0.161909977	0.002625	131.8784129
9.00651E-05	0.161890467	0.002625	198.9703124
0.000199116	0.161890827	0.002625	165.2778221
0.000273823	0.161891187	0.002625	212.3599786
-6.2137E-05	0.161891547	0.002625	211.1967207
-0.000135819	0.161912495	0.002625	108.2329105
7.8869E-05	0.161892987	0.002625	161.3945364
0.000325037	0.161893347	0.002625	137.2327392
-0.000230316	0.161893707	0.002625	137.218357
0.000149388	0.161894067	0.002625	190.0899463
-0.000355686	0.161915011	0.002625	204.9490083
0.000194133	0.161895507	0.002625	179.1772317
-9.5974E-05	0.161895867	0.002625	139.6052415
9.77524E-05	0.161957969	0.002625	207.2845632
0.000120497	0.161898746	0.002625	167.8903638
-0.000151789	0.161899106	0.002625	125.3495825
0.000294822	0.161920044	0.002625	84.67077353
-4.90303E-05	0.161900546	0.002625	110.4656835
3.62587E-05	0.161900906	0.002625	171.3816901
3.4217E-05	0.161901266	0.002625	156.6103323
7.71326E-05	0.161901625	0.002625	254.9738476
-0.000115949	0.161922559	0.002625	165.7418283
0.000148646	0.161903065	0.002625	148.9111595
0.000213124	0.161903424	0.002625	236.783355
-0.000161111	0.161903784	0.002625	125.8003659
-1.93814E-05	0.161904144	0.002625	131.9689968
3.68354E-05	0.161925074	0.002625	145.6066088

VP TRANSFORMASI BARU	KURS TRANSFORMASI BARU	BIR TRANSFORMASI BARU	HS TRANSFORMASI BARU
0.00041087	0.161905583	0.002625	39.85482367
-8.48542E-05	0.161905943	0.002625	18.6910697
6.52996E-05	0.161906302	0.002625	261.5409814
-0.000145833	0.161906662	0.002625	161.589863
7.64761E-07	0.161937872	0.002625	85.57560296
-7.63318E-05	0.16190846	0.002625	131.6308919
0.000178668	0.16190882	0.002625	114.6174216
7.80913E-05	0.16190918	0.002625	49.50888166
0.000189825	0.161930103	0.002625	-20.46576162
0.000246035	0.161910618	0.002625	210.5024881
-0.00023864	0.161910978	0.002625	157.2294672
0.00034229	0.161911338	0.002625	341.2195779
-6.56692E-05	0.161911697	0.002625	170.6414503
-0.000223081	0.161932617	0.002625	219.022803
-7.46235E-05	0.161913135	0.002625	60.68829269
0.000219299	0.161913495	0.002625	143.2700494
-8.81635E-05	0.161913854	0.002625	185.8631249
-6.63869E-05	0.161914214	0.002625	137.3908124
4.15931E-05	0.16193513	0.002625	40.55945805
0.000164983	0.161915652	0.002625	167.7733692
0.000150115	0.161916012	0.002625	179.8367137
-3.35168E-05	0.161916371	0.002625	148.1390649
-2.79319E-05	0.16191673	0.002625	169.2206861
-0.000210171	0.161937643	0.002625	182.5216461
0.000309819	0.161918168	0.002625	110.4501656
0.000127126	0.161918528	0.002625	137.5036335
-0.000120074	0.161918887	0.002625	197.5095434
0.000391582	0.161919247	0.002625	155.1785248
-0.000434248	0.161940156	0.002625	149.0734008
0.000153091	0.161920684	0.002625	121.1247851
0.000104857	0.161921043	0.002625	52.42435107
2.39072E-06	0.161931677	0.002625	113.5671435
-0.000106605	0.161942668	0.002625	58.39432877
0.000313152	0.1619232	0.002625	202.1228756

VP TRANSFORMASI BARU	KURS TRANSFORMASI BARU	BIR TRANSFORMASI BARU	HS TRANSFORMASI BARU
1.38292E-05	0.161923559	0.002625	191.7442871

LAMPIRAN 8
HASIL UJI AUTOKORELASI

Model Summary ^b										
Model	R	R Square	Adjusted R Square	Std. Error of the Estimate	Change Statistics					Durbin-Watson
					R Square Change	F Change	df1	df2	Sig. F Change	
1	.260 ^a	.067	.057	46.1093455160	.067	6.383	3	265	.000	1.813
a. Predictors: (Constant), BIR, VP, KURS										
b. Dependent Variable: HS										

LAMPIRAN 9
UJI HETEROSKEDASTISITAS (*OUT LAYER*)

Coefficients^a

Model	Unstandardized Coefficients		Standardized Coefficients	t	Sig.	
	B	Std. Error	Beta			
1	(Constant)	-25029.041	6948.976		-3.602	.000
	VP	14686.750	5790.570	.151	2.536	.012
	KURS	154899.353	42920.613	.215	3.609	.000
	BIRATE	-3503.428	8566.684	-.024	-.409	.683

a. Dependent Variable: ABS_RES

LAMPIRAN 10**DATA HETEROSKEDASTISITAS**

NO	VP TRANSFORMASI BARU	KURS TRANSFORMASI BARU	BIR TRANSFORMASI BARU	HS TRANSFORMASI BARU
1	0.000964334	4.540227713	0.0736725	5085.974322
2	0.000224947	0.161781691	0.002625	205.1844097
3	0.000158862	0.161782054	0.002625	204.6043358
4	-6.3986E-05	0.161782417	0.002625	164.0317278
5	3.28996E-05	0.161782779	0.002625	194.1994462
6	-3.63708E-05	0.161803878	0.002625	211.7546726
7	0.000245277	0.16178423	0.002625	134.2631329
8	0.000214896	0.161784593	0.002625	127.7712399
9	0.000217892	0.161784955	0.002625	170.0466844
10	-0.000516076	0.161785318	0.002625	190.3338971
11	-1.25744E-05	0.161806412	0.002625	181.2168938
12	1.80631E-05	0.161786768	0.002625	165.6764092
13	0.000368902	0.161787131	0.002625	237.2487546
14	-0.000220929	0.161787493	0.002625	201.5444509
15	0.000318339	0.161787856	0.002625	201.7249142
16	-0.000295721	0.161808947	0.002625	175.1865631
17	0.000125745	0.161789306	0.002625	151.0036598
18	0.000155496	0.161789668	0.002625	167.4770479
19	-4.43312E-05	0.161790031	0.002625	208.4623093
20	0.000266502	0.161790393	0.002625	113.2323437
21	-0.000179439	0.161811481	0.002625	189.0879466
22	0.000156389	0.161791843	0.002625	175.5382651
23	0.000146375	0.161792205	0.002625	183.1492526
24	1.58154E-05	0.161792568	0.002625	39.82795401
25	-2.6009E-05	0.16179293	0.002625	123.5654269
26	-0.0004013	0.161814014	0.002625	224.0191097
27	0.000514595	0.16179438	0.002625	207.7074724
28	-0.000248051	0.161794742	0.002625	101.8276517
29	8.38305E-05	0.161795105	0.002625	208.9080295
30	-7.19312E-05	0.161795467	0.002625	143.8668167
31	-3.32424E-05	0.161816547	0.002625	123.7968606

NO	VP TRANSFORMASI BARU	KURS TRANSFORMASI BARU	BIR TRANSFORMASI BARU	HS TRANSFORMASI BARU
32	5.01747E-05	0.161796916	0.002625	181.4856708
33	0.000211313	0.161797279	0.002625	212.6482811
34	4.72935E-05	0.161797641	0.002625	162.3767269
35	0.000421581	0.161798003	0.002625	250.638513
36	-2.87329E-05	0.16181908	0.002625	187.599529
37	-0.000379469	0.161799452	0.002625	165.2306389
38	0.000165824	0.161799814	0.002625	221.0060523
39	0.000153173	0.161800177	0.002625	206.7961375
40	-0.000218487	0.161800539	0.002625	148.1729373
41	-3.01768E-05	0.161821612	0.002625	128.7814965
42	0.000204861	0.161801988	0.002625	152.8624267
43	0.000198944	0.16180235	0.002625	247.7976
44	-2.7324E-05	0.161802712	0.002625	162.3849343
45	-2.68181E-05	0.161803074	0.002625	207.7574732
46	-6.54519E-05	0.161824144	0.002625	174.0960546
47	0.000108553	0.161804523	0.002625	163.4239596
48	0.000253756	0.161804885	0.002625	173.3749879
49	-0.000196777	0.161805247	0.002625	144.7380471
50	0.000272362	0.161805609	0.002625	129.3909545
51	-0.000221106	0.161826676	0.002625	152.523213
52	0.000204391	0.161807058	0.002625	240.6855252
53	-0.000113292	0.16180742	0.002625	192.6865863
54	-3.07574E-05	0.161807782	0.002625	176.5365777
55	2.83451E-05	0.161808144	0.002625	177.5232029
56	0.000252084	0.161829207	0.002625	181.1871508
57	0.000234931	0.161809592	0.005125	225.4143675
58	0.000313807	0.161809954	0.0027125	204.0502903
59	-0.0002889	0.161810316	0.0027125	145.1104717
60	0.000388785	0.161810678	0.0027125	196.7538111
61	0.000291526	0.161831737	0.0027125	208.6408103
62	-7.17356E-05	0.161812126	0.0027125	157.1424096
63	-6.44918E-05	0.161812488	0.0027125	193.2543778
64	0.000219519	0.16181285	0.0027125	191.9350727
65	0.000196668	0.161813212	0.0027125	184.6592659

NO	VP TRANSFORMASI BARU	KURS TRANSFORMASI BARU	BIR TRANSFORMASI BARU	HS TRANSFORMASI BARU
66	-0.0003374	0.161834267	0.0027125	194.6459884
67	0.000211326	0.161814659	0.0027125	192.254966
68	-5.2157E-05	0.161815021	0.0027125	171.4037299
69	0.000105462	0.161815383	0.0027125	191.9277491
70	-0.000223067	0.161815745	0.0027125	192.0345905
71	0.000444585	0.161836797	0.0027125	137.5998139
72	-4.64109E-06	0.161817192	0.0027125	158.3383476
73	-0.001586395	0.161817554	0.0027125	222.3761354
74	0.001514027	0.161817916	0.0027125	168.0768499
75	0.000237745	0.161818278	0.0027125	188.0825998
76	0.000561062	0.161839327	0.0027125	128.6141827
77	0.000112337	0.161819725	0.0027125	96.39082751
78	-0.000363099	0.161820087	0.0027125	185.5320681
79	0.00035291	0.161820448	0.0027125	253.9440014
80	0.000163944	0.16182081	0.0027125	210.2429615
81	-0.000131891	0.161841855	0.0027125	161.2126173
82	-0.000541979	0.161822257	0.0027125	192.6979171
83	-0.000116096	0.161822619	0.0027125	207.7824145
84	-0.000116425	0.161864342	0.0027125	192.2345389
85	0.000515185	0.161824789	0.0027125	229.8167866
86	-0.001460812	0.16182515	0.0027125	182.9431372
87	0.001236414	0.161835851	0.0027125	198.7654032
88	0.000259587	0.161846912	0.0027125	160.7229905
89	0.000266927	0.16182732	0.0027125	131.7647711
90	0.000724807	0.161827682	0.0027125	218.9752071
91	-1.30314E-05	0.161828043	0.0027125	186.9590967
92	0.000232243	0.161828405	0.0027125	187.2508984
93	-0.000767008	0.16184944	0.0027125	153.8513424
94	0.000870108	0.161829851	0.0027125	208.0034407
95	-0.000206997	0.161830212	0.0027125	127.811643
96	-0.000244405	0.161830574	0.0027125	209.6323239
97	-0.000244836	0.161830935	0.0027125	141.271909
98	7.64433E-06	0.161851967	0.0027125	183.9071287
99	0.000124523	0.161832381	0.0027125	194.3203181

NO	VP TRANSFORMASI BARU	KURS TRANSFORMASI BARU	BIR TRANSFORMASI BARU	HS TRANSFORMASI BARU
100	-0.000178494	0.161832743	0.0027125	229.9894135
101	0.000691906	0.161833104	0.0027125	220.451306
102	0.000113	0.161833466	0.0027125	254.5630697
103	-0.00037707	0.161854494	0.0027125	122.4751268
104	-0.000179201	0.161834911	0.0027125	201.2258374
105	0.000199284	0.161835273	0.0027125	176.4033374
106	-0.00013262	0.161835634	0.0027125	178.2755438
107	-0.001196225	0.161835996	0.0027125	210.8811581
108	0.00105929	0.16185702	0.0027125	171.9611643
109	0.000400387	0.161837441	0.0027125	200.1501874
110	0.000311604	0.161837802	0.0027125	208.7765291
111	-0.000352123	0.161838164	0.0027125	150.6457863
112	0.00026252	0.161838525	0.0027125	247.4164427
113	-0.00012499	0.161859546	0.0027125	192.9431078
114	0.00010599	0.16183997	0.0027125	160.2003635
115	0.000156803	0.161840332	0.0027125	201.2965162
116	-8.54776E-05	0.161840693	0.0027125	193.6702565
117	-0.000138205	0.161841054	0.0027125	217.7732957
118	-6.14533E-06	0.161862072	0.0027125	139.4258544
119	1.82467E-05	0.161842499	0.0002125	198.3981891
120	0.000574134	0.16184286	0.002625	239.7607762
121	-0.000244741	0.161853549	0.002625	198.3205077
122	-3.69706E-05	0.161864597	0.002625	192.1764911
123	0.00011823	0.161845028	0.002625	203.1517999
124	0.000286338	0.161845389	0.002625	217.3999338
125	-0.000163988	0.16184575	0.002625	200.2667649
126	0.000105982	0.161846111	0.002625	186.4159034
127	3.1484E-07	0.161867121	0.002625	218.2973981
128	5.69238E-05	0.161847556	0.002625	188.5121729
129	-6.29779E-05	0.161847917	0.002625	165.0516109
130	9.71559E-05	0.161848278	0.002625	193.5697629
131	0.000122116	0.161848639	0.002625	254.6234692
132	-1.60753E-06	0.161869646	0.002625	122.8642288
133	0.000244288	0.161850083	0.002625	208.8566166

NO	VP TRANSFORMASI BARU	KURS TRANSFORMASI BARU	BIR TRANSFORMASI BARU	HS TRANSFORMASI BARU
134	0.000230218	0.161850444	0.002625	147.8401828
135	-0.000212989	0.161850805	0.002625	209.9509201
136	-4.10265E-05	0.161851166	0.002625	177.0279101
137	-0.000137497	0.16187217	0.002625	198.7314797
138	0.000486753	0.16185261	0.002625	194.1163209
139	-0.00018495	0.161852971	0.002625	164.3683961
140	0.000231274	0.161853332	0.002625	230.1634058
141	0.000195606	0.161853693	0.002625	180.0958271
142	0.000128406	0.161874693	0.002625	184.5404769
143	-0.000428354	0.161855137	0.002625	200.8482391
144	0.000414212	0.161855498	0.002625	148.5084992
145	-5.30168E-05	0.161855859	0.002625	152.503142
146	-0.000407949	0.16185622	0.002625	215.9621922
147	0.000455432	0.161877216	0.002625	230.6916481
148	7.32109E-05	0.161857663	0.002625	270.3719947
149	-4.91084E-06	0.161858024	0.002625	141.3460012
150	0.000125189	0.161858385	0.002625	180.8720896
151	-0.000323382	0.161889694	0.002625	214.6057984
152	0.000406717	0.161860189	0.002625	235.0603537
153	-9.47547E-05	0.16186055	0.002625	156.6090964
154	3.07909E-05	0.161860911	0.002625	206.3463574
155	0.000132164	0.161861271	0.002625	182.9714386
156	-0.000139111	0.161882261	0.002625	148.2662305
157	9.36926E-05	0.161862714	0.002625	162.3570753
158	6.54137E-05	0.161863075	0.002625	185.1086837
159	0.000449431	0.161863436	0.002625	195.6951756
160	-0.000443907	0.161863797	0.002625	179.6367849
161	0.000120677	0.161884783	0.002625	179.5317215
162	0.000180285	0.161865239	0.002625	248.7981318
163	-3.16574E-06	0.1618656	0.002625	167.6659625
164	-2.18406E-05	0.161865961	0.002625	189.3890129
165	-0.000238947	0.161866322	0.002625	189.4133104
166	0.000628974	0.161887304	0.002625	0.3282453
167	-0.000380077	0.161867764	0.002625	180.302029

NO	VP TRANSFORMASI BARU	KURS TRANSFORMASI BARU	BIR TRANSFORMASI BARU	HS TRANSFORMASI BARU
168	0.000401634	0.161868125	0.002625	46.88126394
169	-0.000219785	0.161868485	0.002625	159.5565216
170	-4.40815E-07	0.161899774	0.002625	232.7372702
171	9.08639E-05	0.161870288	0.002625	199.1107002
172	-0.00019029	0.161870649	0.002625	205.2528737
173	0.000580236	0.161871009	0.002625	147.0089018
174	-7.43508E-05	0.16187137	0.002625	211.9940554
175	-0.000193679	0.161892345	0.002625	171.6464942
176	0.000199742	0.161872812	0.002625	214.1667497
177	0.000222462	0.161873173	0.002625	222.7174096
178	-0.000195593	0.161883839	0.002625	164.5780274
179	2.94886E-05	0.161894865	0.002625	193.6632107
180	-9.07461E-05	0.161875335	0.002625	214.8834452
181	0.000164494	0.161875696	0.002625	207.8059173
182	8.629E-05	0.161876056	0.002625	205.7052008
183	-0.00022221	0.161876417	0.002625	187.9071043
184	4.63174E-05	0.161897385	0.002625	159.2393331
185	0.000214854	0.161877858	0.002625	217.6317266
186	-1.38333E-06	0.161878219	0.002625	118.7188358
187	-6.21439E-05	0.161878579	0.002625	167.8812814
188	0.000835484	0.161878939	0.002625	162.2870578
189	-0.000850075	0.161899904	0.002625	180.0102737
190	0.000153768	0.161890683	0.002625	99.16666213
191	-4.8821E-06	0.161881101	0.002625	144.8892438
192	-9.90738E-05	0.161881462	0.002625	183.104704
193	0.000239476	0.161902423	0.002625	92.9404232
194	0.00019494	0.161882903	0.002625	60.41437458
195	0.000179714	0.161883263	0.002625	205.1711573
196	-0.000324012	0.161883623	0.002625	167.9293825
197	4.61839E-05	0.161883984	0.002625	179.5133034
198	-2.60165E-05	0.161904942	0.002625	74.73064133
199	0.000140957	0.161885425	0.002625	204.1279641
200	0.00015548	0.161885785	0.002625	243.6947782
201	-0.00022489	0.161886145	0.002625	172.8474456

NO	VP TRANSFORMASI BARU	KURS TRANSFORMASI BARU	BIR TRANSFORMASI BARU	HS TRANSFORMASI BARU
202	-0.000101232	0.161886505	0.002625	212.5993018
203	-1.21243E-05	0.16190746	0.002625	148.7212991
204	0.000192282	0.161887946	0.002625	151.9698144
205	0.000310446	0.161888306	0.002625	188.6858422
206	-0.000181484	0.161888666	0.002625	139.898943
207	-0.00013337	0.161889026	0.002625	175.1643607
208	4.56637E-05	0.161909977	0.002625	131.8784129
209	9.00651E-05	0.161890467	0.002625	198.9703124
210	0.000199116	0.161890827	0.002625	165.2778221
211	0.000273823	0.161891187	0.002625	212.3599786
212	-6.2137E-05	0.161891547	0.002625	211.1967207
213	-0.000135819	0.161912495	0.002625	108.2329105
214	7.8869E-05	0.161892987	0.002625	161.3945364
215	0.000325037	0.161893347	0.002625	137.2327392
216	-0.000230316	0.161893707	0.002625	137.218357
217	0.000149388	0.161894067	0.002625	190.0899463
218	-0.000355686	0.161915011	0.002625	204.9490083
219	0.000194133	0.161895507	0.002625	179.1772317
220	-9.5974E-05	0.161895867	0.002625	139.6052415
221	9.77524E-05	0.161957969	0.002625	207.2845632
222	0.000120497	0.161898746	0.002625	167.8903638
223	-0.000151789	0.161899106	0.002625	125.3495825
224	0.000294822	0.161920044	0.002625	84.67077353
225	-4.90303E-05	0.161900546	0.002625	110.4656835
226	3.62587E-05	0.161900906	0.002625	171.3816901
227	3.4217E-05	0.161901266	0.002625	156.6103323
228	7.71326E-05	0.161901625	0.002625	254.9738476
229	-0.000115949	0.161922559	0.002625	165.7418283
230	0.000148646	0.161903065	0.002625	148.9111595
231	0.000213124	0.161903424	0.002625	236.783355
232	-0.000161111	0.161903784	0.002625	125.8003659
233	-1.93814E-05	0.161904144	0.002625	131.9689968
234	3.68354E-05	0.161925074	0.002625	145.6066088
235	0.00041087	0.161905583	0.002625	39.85482367

NO	VP TRANSFORMASI BARU	KURS TRANSFORMASI BARU	BIR TRANSFORMASI BARU	HS TRANSFORMASI BARU
236	-8.48542E-05	0.161905943	0.002625	18.6910697
237	6.52996E-05	0.161906302	0.002625	261.5409814
238	-0.000145833	0.161906662	0.002625	161.589863
239	7.64761E-07	0.161937872	0.002625	85.57560296
240	-7.63318E-05	0.16190846	0.002625	131.6308919
241	0.000178668	0.16190882	0.002625	114.6174216
242	7.80913E-05	0.16190918	0.002625	49.50888166
243	0.000189825	0.161930103	0.002625	-20.46576162
244	0.000246035	0.161910618	0.002625	210.5024881
245	-0.00023864	0.161910978	0.002625	157.2294672
246	0.00034229	0.161911338	0.002625	341.2195779
247	-6.56692E-05	0.161911697	0.002625	170.6414503
248	-0.000223081	0.161932617	0.002625	219.022803
249	-7.46235E-05	0.161913135	0.002625	60.68829269
250	0.000219299	0.161913495	0.002625	143.2700494
251	-8.81635E-05	0.161913854	0.002625	185.8631249
252	-6.63869E-05	0.161914214	0.002625	137.3908124
253	4.15931E-05	0.16193513	0.002625	40.55945805
254	0.000164983	0.161915652	0.002625	167.7733692
255	0.000150115	0.161916012	0.002625	179.8367137
256	-3.35168E-05	0.161916371	0.002625	148.1390649
257	-2.79319E-05	0.16191673	0.002625	169.2206861
258	-0.000210171	0.161937643	0.002625	182.5216461
259	0.000309819	0.161918168	0.002625	110.4501656
260	0.000127126	0.161918528	0.002625	137.5036335
261	-0.000120074	0.161918887	0.002625	197.5095434
262	0.000391582	0.161919247	0.002625	155.1785248
263	-0.000434248	0.161940156	0.002625	149.0734008
264	0.000153091	0.161920684	0.002625	121.1247851
265	0.000104857	0.161921043	0.002625	52.42435107
266	2.39072E-06	0.161931677	0.002625	113.5671435
267	-0.000106605	0.161942668	0.002625	58.39432877
268	0.000313152	0.1619232	0.002625	202.1228756
269	1.38292E-05	0.161923559	0.002625	191.7442871

Data yang di Bold merupakan data out layer yang mana data tersebut harus dihilangkan.

LAMPIRAN 11

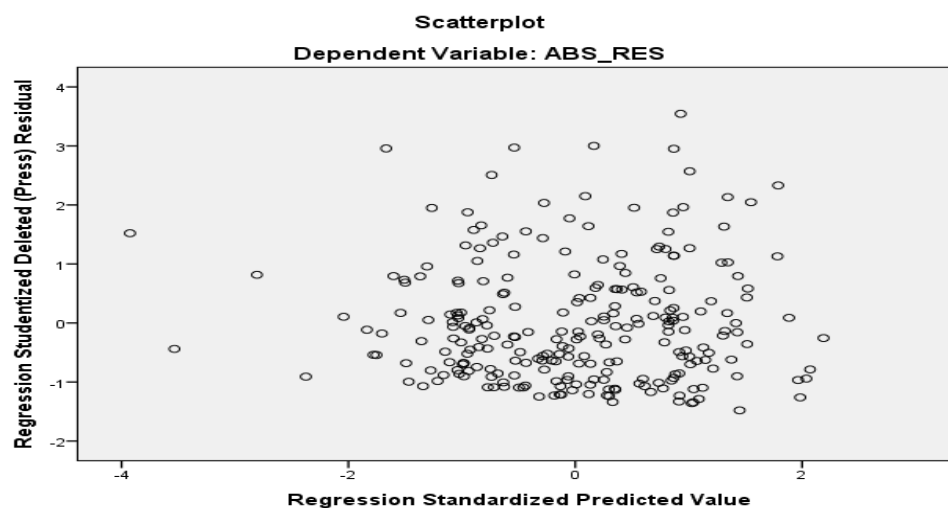
UJI HETEROSKEDASTISITAS

Coefficients^a

Model	Unstandardized Coefficients		Standardized Coefficients	t	Sig.
	B	Std. Error	Beta		
(Constant)	-8358.544	5295.779		-1.578	.116
1 vp	5361.456	4224.751	.080	1.269	.206
kurs	51844.946	32710.801	.100	1.585	.114
bir	-1751.344	6151.091	-.018	-.285	.776

a. Dependent Variable: ABS_RES

GAMBAR SCATTERPLOT



LAMPIRAN 12

HASIL UJI KOEFISIEN DETERMINASI

Model Summary ^b										
Model	R	R Square	Adjusted R Square	Std. Error of the Estimate	Change Statistics					Durbin-Watson
					R Square Change	F Change	df1	df2	Sig. F Change	
1	.260 ^a	.067	.057	46.109345516 0	.067	6.383	3	265	.000	1.813

a. Predictors: (Constant), BIR, VP, KURS

b. Dependent Variable: HS

LAMPIRAN 13
HASIL UJI ANOVA (UJI F)

ANOVA ^a						
Model		Sum of Squares	df	Mean Square	F	Sig.
1	Regression	40712.681	3	13570.894	6.383	.000^b
	Residual	563409.012	265	2126.072		
	Total	604121.694	268			
a. Dependent Variable: HS						
b. Predictors: (Constant), BIR, VP, KURS						

LAMPIRAN 14
HASIL UJI t

Coefficients ^a						
Model		Unstandardized Coefficients		Standardized Coefficients	t	Sig.
		B	Std. Error	Beta		
1	(Constant)	45841.933	10654.989		4.302	.000
	VP	1222.064	8878.784	.008	.138	.891
	KURS	-282245.659	65810.944	-.256	-4.289	.000
	BIR	5659.825	13135.451	.026	.431	.667
a. Dependent Variable: HS						