

LAMPIRAN

Lampiran 1

Hasil Analisis Statistik Deskriptif**(3 Bulan)****Descriptive Statistics**

	N	Minimum	Maximum	Mean	Std. Deviation
Tingkat Bagi Hasil	60	.0484	.0730	.060348	.0061664
Suku Bunga (BI Rate)	60	.0575	.0775	.067792	.0076896
Jumlah Dana	60	124050000.00	1094700000.00	543726344	262050239.7
Valid N (listwise)	60				

(6 Bulan)**Descriptive Statistics**

	N	Minimum	Maximum	Mean	Std. Deviation
Tingkat Bagi Hasil	60	.0553	.0834	.068968	.0070503
Suku Bunga (Birate)	60	.0575	.0775	.067792	.0076896
Jumlah Dana	60	148000000	729750000	283916102.2	147855855.3
Simpanan Berjangka	60				
Valid N (listwise)	60				

(12 Bulan)**Descriptive Statistics**

	N	Minimum	Maximum	Mean	Std. Deviation
Tingkat Bagi Hasil	60	.0691	.1043	.086217	.0088273
Suku Bunga (Birate)	60	.0575	.0775	.067792	.0076896
Jumlah Dana	60	466000000.0	2039016132.0	1165316828	230053432.6
Simpanan Berjangka	60				
Valid N (listwise)	60				

Lampiran 2

Hasil Uji Normalitas**(3 Bulan)****One-Sample Kolmogorov-Smirnov Test**

		Unstandardized Residual
N		60
Normal Parameters ^{a,b}	Mean	.0000024
	Std. Deviation	217003659.3
Most Extreme Differences	Absolute	.093
	Positive	.087
	Negative	-.093
Kolmogorov-Smirnov Z		.717
Asymp. Sig. (2-tailed)		.682

a. Test distribution is Normal.

b. Calculated from data.

(6 Bulan)**One-Sample Kolmogorov-Smirnov Test**

		Unstandardized Residual
N		60
Normal Parameters ^{a,b}	Mean	.0000000
	Std. Deviation	.18889087
Most Extreme Differences	Absolute	.143
	Positive	.143
	Negative	-.116
Kolmogorov-Smirnov Z		1.109
Asymp. Sig. (2-tailed)		.171

a. Test distribution is Normal.

b. Calculated from data.

(6 Bulan)

One-Sample Kolmogorov-Smirnov Test

		Unstandardiz ed Residual
N		60
Normal Parameters ^{a,b}	Mean	.0000018
	Std. Deviation	195660695.2
Most Extreme Differences	Absolute	.095
	Positive	.095
	Negative	-.064
Kolmogorov-Smirnov Z		.734
Asymp. Sig. (2-tailed)		.655

- a. Test distribution is Normal.
b. Calculated from data.

Lampiran 3

Hasil Uji Multikolinieritas**(3 Bulan)****Coefficients^b**

Model		Unstandardized Coefficients		Standardized Coefficients	t	Sig.	Collinearity Statistics	
		B	Std. Error	Beta			Tolerance	VIF
1	(Constant)	-6E+008	3E+008		-1.883	.065		
	Tingkat Bagi Hasil	-7E+009	7E+009	-.175	-1.141	.259	.509	1.965
	Suku Bunga (BI Ra	2E+010	5E+009	.669	4.354	.000	.509	1.965

a. Dependent Variable: Jumlah Dana

(6 Bulan)**Coefficients^a**

Model		Unstandardized Coefficients		Standardized Coefficients	t	Sig.	Collinearity Statistics	
		B	Std. Error	Beta			Tolerance	VIF
1	(Constant)	8.297	.672		12.339	.000		
	Lg10_TingkatBagiHasil	.307	.787	.073	.391	.697	.502	1.991
	Lg10_Blrata	-.400	.700	-.106	-.571	.570	.502	1.991

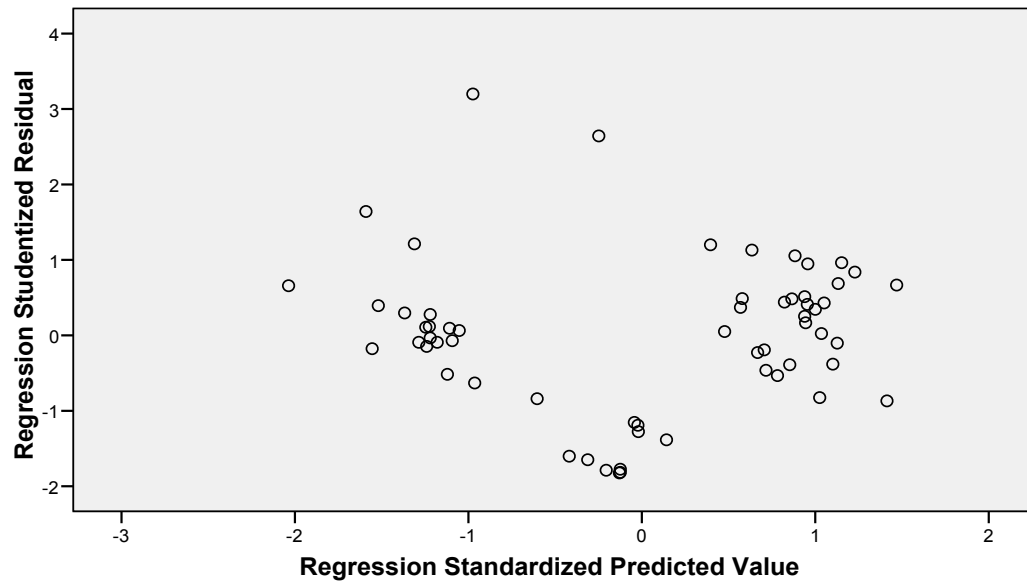
a. Dependent Variable: Lg10_JumlahDana

(6 Bulan)**Coefficients^b**

Model		Unstandardized Coefficients		Standardized Coefficients	t	Sig.	Collinearity Statistics	
		B	Std. Error	Beta			Tolerance	VIF
1	(Constant)	5777115.365	64415766.41		.476	.636		
	Tingkat Bagi Hasil	824945384.1	106915733.3	-.032	-.201	.842	.511	1.957
	Suku Bunga (Bira	6383484998	714586997.2	.548	3.475	.001	.511	1.957

a. Dependent Variable: Jumlah Dana Simpanan Berjangka

Lampiran 4

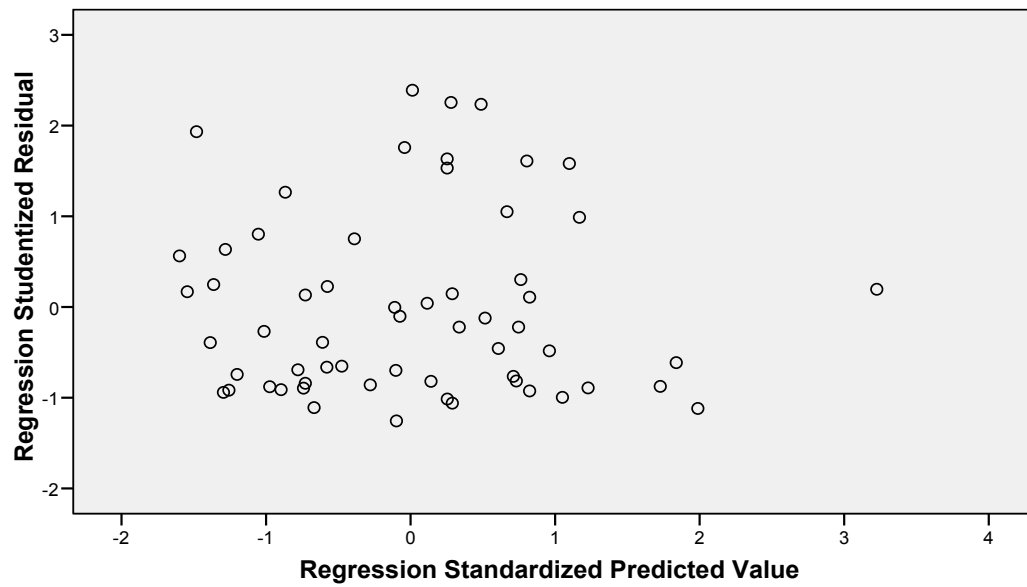
Hasil Uji Heterokedastisitas**(3 Bulan)****Scatterplot****Dependent Variable: Jumlah Dana**

Hasil Uji Heterokedastisitas

(6 Bulan)

Scatterplot

Dependent Variable: Lg10_JumlahDana

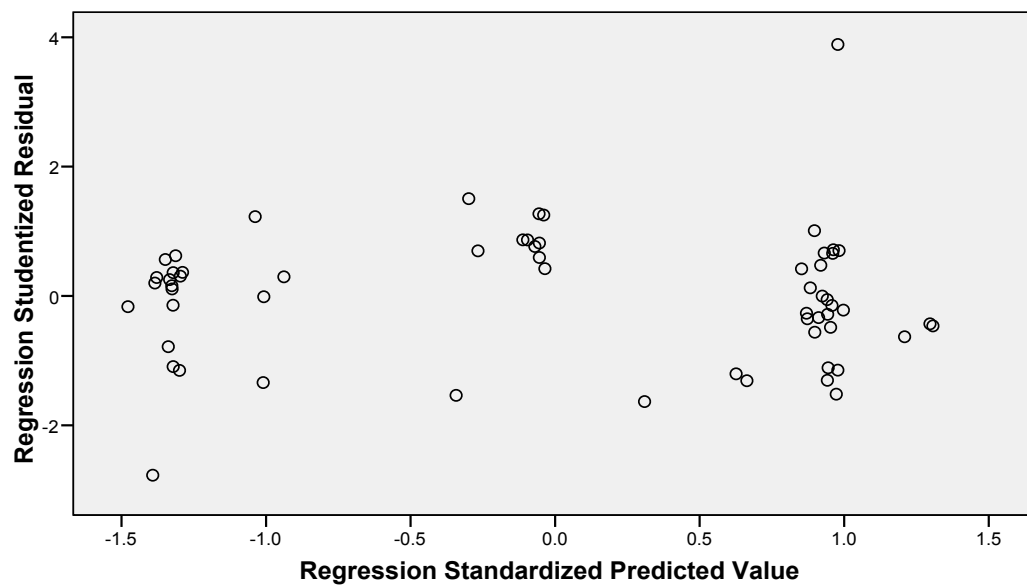


Hasil Uji Heterokedastisitas

(12 Bulan)

Scatterplot

Dependent Variable: Jumlah Dana



Lampiran 5

Hasil Uji Autokorelasi**(3 Bulan)****Model Summary^b**

Model	R	R Square	Adjusted R Square	Std. Error of the Estimate	Durbin-Watson
1	.561 ^a	.314	.290	220777919	1.936

a. Predictors: (Constant), Suku Bunga (BI Rate), Tingkat Bagi Hasil

b. Dependent Variable: Jumlah Dana

(6 Bulan)**Model Summary^b**

Model	R	R Square	Adjusted R Square	Std. Error of the Estimate	Durbin-Watson
1	.075 ^a	.006	.029	.19218	2.022

a. Predictors: (Constant), Lg10_BIrate, Lg10_TingkatBagiHasil

b. Dependent Variable: Lg10_JumlahDana

(12 Bulan)**Model Summary^b**

Model	R	R Square	Adjusted R Square	Std. Error of the Estimate	Durbin-Watson
1	.526 ^a	.277	.251	199063745	1.822

a. Predictors: (Constant), Suku Bunga (BI Rate), Tingkat Bagi Hasil

b. Dependent Variable: Jumlah Dana

Lampiran 6

Hasil Koefisien Determinasi (R^2)**(3 Bulan)****Model Summary^b**

Model	R	R Square	Adjusted R Square	Std. Error of the Estimate	Durbin-Watson
1	.561 ^a	.314	.290	220777919	1.936

a. Predictors: (Constant), Suku Bunga (BI Rate), Tingkat Bagi Hasil

b. Dependent Variable: Jumlah Dana

(6 Bulan)**Model Summary^b**

Model	R	R Square	Adjusted R Square	Std. Error of the Estimate	Durbin-Watson
1	.075 ^a	.006	.029	.19218	2.022

a. Predictors: (Constant), Lg10_BIrate, Lg10_TingkatBagiHasil

b. Dependent Variable: Lg10_JumlahDana

(12 Bulan)**Model Summary^b**

Model	R	R Square	Adjusted R Square	Std. Error of the Estimate	Durbin-Watson
1	.526 ^a	.277	.251	199063745	1.822

a. Predictors: (Constant), Suku Bunga (BI Rate), Tingkat Bagi Hasil

b. Dependent Variable: Jumlah Dana

Lampiran 7

Hasil Uji Signifikansi Simultan (Uji F)**(3 Bulan)****ANOVA^b**

Model		Sum of Squares	df	Mean Square	F	Sig.
1	Regression	1.3E+018	2	6.366E+017	13.060	.000 ^a
	Residual	2.8E+018	57	4.874E+016		
	Total	4.1E+018	59			

a. Predictors: (Constant), Suku Bunga (BI Rate), Tingkat Bagi Hasil

b. Dependent Variable: Jumlah Dana

(6 Bulan)**ANOVA^b**

Model		Sum of Squares	df	Mean Square	F	Sig.
1	Regression	.012	2	.006	.163	.850 ^a
	Residual	2.105	57	.037		
	Total	2.117	59			

a. Predictors: (Constant), Lg10_BIrate, Lg10_TingkatBagiHasil

b. Dependent Variable: Lg10_JumlahDana

(12 Bulan)**ANOVA^b**

Model		Sum of Squares	df	Mean Square	F	Sig.
1	Regression	863846977470417000.0	2	431923488735208700	10.900	.000 ^a
	Residual	2258703350573511000	57	39626374571465100		
	Total	3122550328043928000	59			

a. Predictors: (Constant), Suku Bunga (Birate), Tingkat Bagi Hasil

b. Dependent Variable: Jumlah Dana Simpanan Berjangka

Lampiran 8

Hasil Uji Signifikansi Parameter Individual (Uji T)**(3 Bulan)****Coefficients^b**

Model	Unstandardized Coefficients		Standardized Coefficients	t	Sig.	Collinearity Statistics	
	B	Std. Error	Beta			Tolerance	VIF
1 (Constant)	-6E+008	3E+008		-1.883	.065		
Tingkat Bagi Hasil	-7E+009	7E+009	-.175	-1.141	.259	.509	1.965
Suku Bunga (BI Ra	2E+010	5E+009	.669	4.354	.000	.509	1.965

a. Dependent Variable: Jumlah Dana

(6 Bulan)**Coefficients^a**

Model	Unstandardized Coefficients		Standardized Coefficients	t	Sig.	Collinearity Statistics	
	B	Std. Error	Beta			Tolerance	VIF
1 (Constant)	8.297	.672		12.339	.000		
Lg10_TingkatBagiHasil	.307	.787	.073	.391	.697	.502	1.991
Lg10_Blrate	-.400	.700	-.106	-.571	.570	.502	1.991

a. Dependent Variable: Lg10_JumlahDana

(12 Bulan)**Coefficients^b**

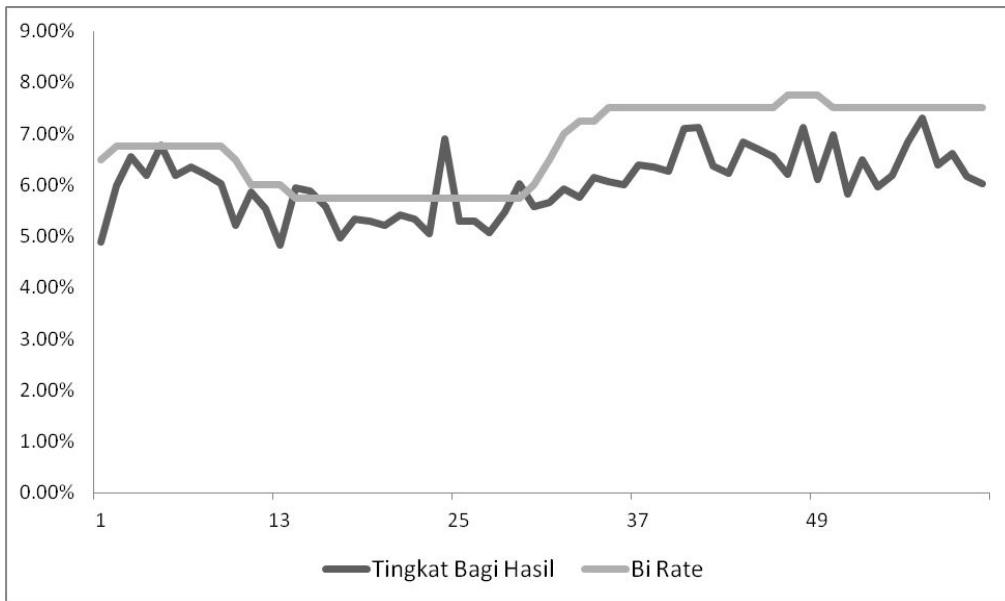
Model	Unstandardized Coefficients		Standardized Coefficients	t	Sig.	Collinearity Statistics	
	B	Std. Error	Beta			Tolerance	VIF
1 (Constant)	5777115.365	54415766.41		.476	.636		
Tingkat Bagi Hasi	824945384.1	106915733.3	-.032	-.201	.842	.511	1.957
Suku Bunga (Bira	6383484998	714586997.2	.548	3.475	.001	.511	1.957

a. Dependent Variable: Jumlah Dana Simpanan Berjangka

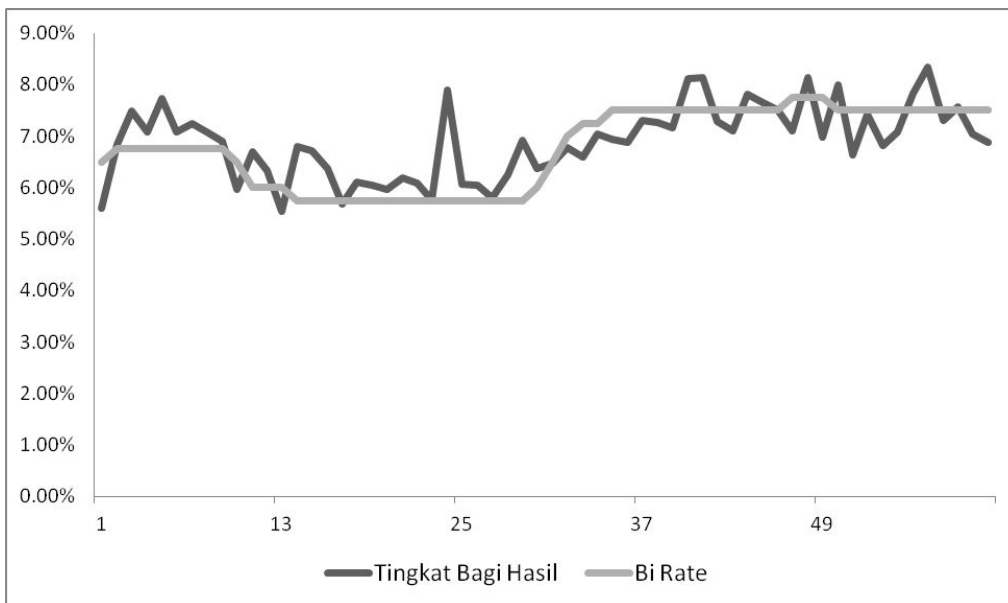
Lampiran 9

Grafik Tingkat Bagi hasil dan Suku Bunga (BI Rate) terhadap Jumlah Dana Simpanan Berjangka 3, 6, dan 12 bulan (2011-2015)

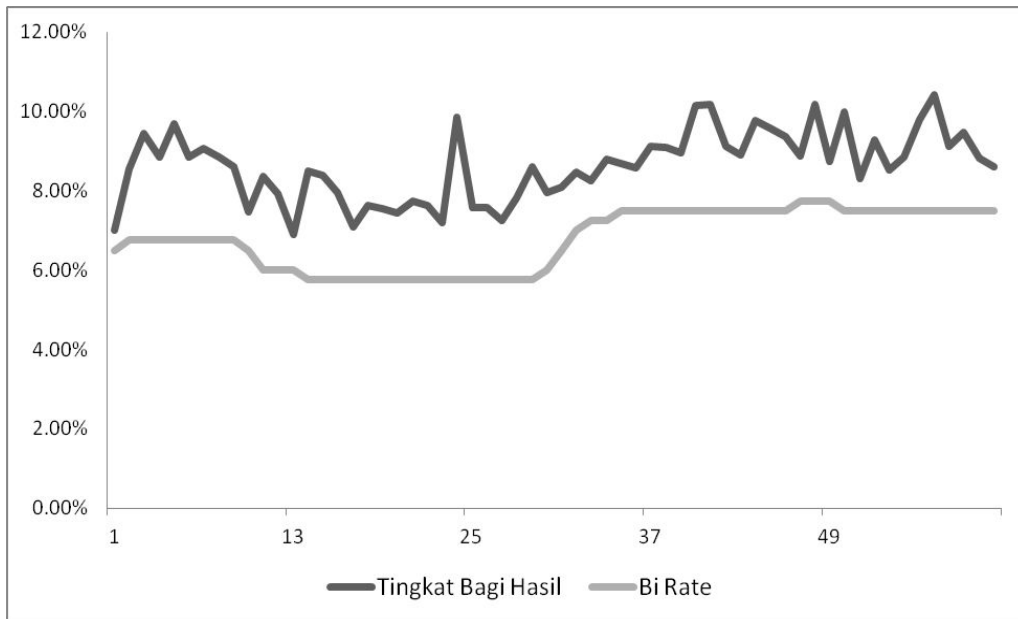
(3 bulan)



(6 bulan)



(12 bulan)



Lampiran 10

Data Penelitian (Jangka Waktu 3 Bulan)

KSPS	Moneter	Saldo Deposito
4.90%	6.50%	275,050,000.00
5.99%	6.75%	279,550,000.00
6.56%	6.75%	141,662,904.00
6.19%	6.75%	137,550,000.00
6.77%	6.75%	140,550,000.00
6.19%	6.75%	128,550,000.00
6.35%	6.75%	124,050,000.00
6.20%	6.75%	126,050,000.00
6.03%	6.75%	284,700,000.00
5.22%	6.50%	267,200,000.00
5.86%	6.00%	267,200,000.00
5.55%	6.00%	265,200,000.00
4.84%	6.00%	277,700,000.00
5.95%	5.75%	277,700,000.00
5.88%	5.75%	404,700,000.00
5.58%	5.75%	406,700,000.00
4.96%	5.75%	402,700,000.00
5.34%	5.75%	383,900,000.00
5.29%	5.75%	357,200,000.00
5.21%	5.75%	350,600,000.00
5.42%	5.75%	335,000,000.00
5.33%	5.75%	330,000,000.00

5.04%	5.75%	368,000,000.00
6.90%	5.75%	372,000,000.00
5.30%	5.75%	389,000,000.00
5.29%	5.75%	424,000,000.00
5.07%	5.75%	401,000,000.00
5.47%	5.75%	612,300,000.00
6.02%	5.75%	658,700,000.00
5.57%	6.00%	1,094,700,000.00
5.67%	6.50%	1,084,000,000.00
5.93%	7.00%	864,000,000.00
5.77%	7.25%	775,200,000.00
6.16%	7.25%	592,000,000.00
6.07%	7.50%	623,000,000.00
6.01%	7.50%	858,000,000.00
6.39%	7.50%	793,200,000.00
6.36%	7.50%	773,000,000.00
6.27%	7.50%	765,500,000.00
7.10%	7.50%	732,500,000.00
7.12%	7.50%	706,000,000.00
6.38%	7.50%	718,500,000.00
6.22%	7.50%	515,500,000.00
6.83%	7.50%	549,000,000.00
6.70%	7.50%	543,000,000.00
6.56%	7.50%	584,500,000.00
6.22%	7.75%	565,000,000.00

7.12%	7.75%	886,000,000.00
6.11%	7.75%	902,000,000.00
6.99%	7.50%	879,000,000.00
5.82%	7.50%	903,000,000.00
6.50%	7.50%	902,500,000.00
5.97%	7.50%	920,000,000.00
6.20%	7.50%	701,000,000.00
6.85%	7.50%	606,000,000.00
7.30%	7.50%	624,500,000.00
6.39%	7.50%	736,500,000.00
6.62%	7.50%	760,000,000.00
6.17%	7.50%	791,000,000.00
6.02%	7.50%	686,967,741.00

Data Penelitian (Jangka Waktu 6 Bulan)

KSPS	Moneter	Saldo Deposito
5.59%	6.50%	542,350,000.00
6.85%	6.75%	552,350,000.00
7.50%	6.75%	527,350,000.00
7.07%	6.75%	527,350,000.00
7.74%	6.75%	522,350,000.00
7.07%	6.75%	504,450,000.00
7.25%	6.75%	689,450,000.00
7.09%	6.75%	692,950,000.00
6.89%	6.75%	729,750,000.00
5.97%	6.50%	427,450,000.00
6.69%	6.00%	407,750,000.00
6.34%	6.00%	412,750,000.00
5.53%	6.00%	212,750,000.00
6.80%	5.75%	209,250,000.00
6.72%	5.75%	186,250,000.00
6.37%	5.75%	181,250,000.00
5.67%	5.75%	181,250,000.00
6.10%	5.75%	176,250,000.00
6.04%	5.75%	184,250,000.00
5.96%	5.75%	214,250,000.00
6.19%	5.75%	214,250,000.00
6.10%	5.75%	275,250,000.00

5.76%	5.75%	274,750,000.00
7.89%	5.75%	306,750,000.00
6.06%	5.75%	298,750,000.00
6.05%	5.75%	238,200,000.00
5.79%	5.75%	235,200,000.00
6.25%	5.75%	172,200,000.00
6.91%	5.75%	170,000,000.00
6.37%	6.00%	187,700,000.00
6.48%	6.50%	187,700,000.00
6.78%	7.00%	187,700,000.00
6.60%	7.25%	165,100,000.00
7.03%	7.25%	154,100,000.00
6.94%	7.50%	178,100,000.00
6.87%	7.50%	163,100,000.00
7.30%	7.50%	173,100,000.00
7.26%	7.50%	184,400,000.00
7.17%	7.50%	167,000,000.00
8.11%	7.50%	167,000,000.00
8.14%	7.50%	164,000,000.00
7.29%	7.50%	169,000,000.00
7.11%	7.50%	169,000,000.00
7.81%	7.50%	148,000,000.00
7.66%	7.50%	174,500,000.00
7.50%	7.50%	189,500,000.00
7.10%	7.75%	206,300,000.00

8.14%	7.75%	254,300,000.00
6.98%	7.75%	261,300,000.00
7.99%	7.50%	261,300,000.00
6.65%	7.50%	308,800,000.00
7.42%	7.50%	276,800,000.00
6.82%	7.50%	272,000,000.00
7.08%	7.50%	220,000,000.00
7.83%	7.50%	244,000,000.00
8.34%	7.50%	247,000,000.00
7.30%	7.50%	264,500,000.00
7.57%	7.50%	350,000,000.00
7.05%	7.50%	350,000,000.00
6.88%	7.50%	322,516,131.00

Data Penelitian (Jangka Waktu 12 Bulan)

KSPS	Moneter	Saldo Deposito
6.99%	6.50%	1,264,400,000.00
8.56%	6.75%	1,244,400,000.00
9.44%	6.75%	1,322,193,549.00
8.84%	6.75%	1,275,900,000.00
9.68%	6.75%	1,318,600,000.00
8.84%	6.75%	1,320,100,000.00
9.07%	6.75%	1,307,100,000.00
8.86%	6.75%	1,409,100,000.00
8.62%	6.75%	1,407,500,000.00
7.46%	6.50%	1,420,000,000.00
8.37%	6.00%	1,279,000,000.00
7.93%	6.00%	1,041,000,000.00
6.91%	6.00%	1,108,000,000.00
8.49%	5.75%	1,036,000,000.00
8.40%	5.75%	1,053,500,000.00
7.96%	5.75%	1,111,500,000.00
7.09%	5.75%	1,079,500,000.00
7.63%	5.75%	1,035,500,000.00
7.56%	5.75%	1,075,500,000.00
7.44%	5.75%	1,127,000,000.00
7.74%	5.75%	1,053,000,000.00
7.62%	5.75%	1,026,000,000.00

7.20%	5.75%	1,067,500,000.00
9.86%	5.75%	957,500,000.00
7.57%	5.75%	977,500,000.00
7.56%	5.75%	793,500,000.00
7.24%	5.75%	786,000,000.00
7.81%	5.75%	851,000,000.00
8.60%	5.75%	466,000,000.00
7.96%	6.00%	781,000,000.00
8.10%	6.50%	821,300,000.00
8.47%	7.00%	881,200,000.00
8.24%	7.25%	990,900,000.00
8.79%	7.25%	1,004,400,000.00
8.67%	7.50%	987,300,000.00
8.59%	7.50%	1,060,800,000.00
9.12%	7.50%	1,023,800,000.00
9.08%	7.50%	1,062,000,000.00
8.96%	7.50%	1,185,500,000.00
10.14%	7.50%	1,203,000,000.00
10.18%	7.50%	1,219,250,000.00
9.11%	7.50%	1,223,750,000.00
8.89%	7.50%	1,252,250,000.00
9.76%	7.50%	1,164,850,000.00
9.57%	7.50%	1,210,150,000.00
9.38%	7.50%	1,276,650,000.00
8.88%	7.75%	1,238,750,000.00

10.17%	7.75%	1,190,250,000.00
8.73%	7.75%	1,234,250,000.00
9.99%	7.50%	1,296,250,000.00
8.31%	7.50%	1,243,750,000.00
9.28%	7.50%	1,407,950,000.00
8.53%	7.50%	1,420,200,000.00
8.85%	7.50%	1,410,200,000.00
9.78%	7.50%	1,470,200,000.00
10.43%	7.50%	1,347,700,000.00
9.13%	7.50%	1,268,200,000.00
9.46%	7.50%	1,369,200,000.00
8.82%	7.50%	1,421,200,000.00
8.59%	7.50%	2,039,016,132.00