

**Tabel 1.** Tabel torsi dan daya sebelum dilakukan *porting*

<b>SEBELUM PORTING</b>					
PREMIUM				PERTAMAX	
RPM	Daya (HP)	Torsi (TQ)	RPM	Daya (HP)	Torsi (TQ)
4250	6,93	8,20	4250	6,08	10,19
4500	8,30	10,35	4500	6,75	11,35
4750	10,60	13,41	4750	9,60	15,29
5000	11,20	14,33	5000	10,64	16,00
5250	12,10	15,55	5250	11,40	16,25
5500	13,00	16,98	5500	12,35	16,83
5750	14,10	17,34	5750	13,30	17,38
6000	14,98	17,46	6000	14,25	17,76
6250	15,74	17,74	6250	14,69	17,82
<b>6483</b>	15,80	<b>17,80</b>	6500	15,48	17,92
6500	16,40	17,79	<b>6534</b>	15,58	<b>17,92</b>
6750	17,00	17,57	6750	16,27	17,80
7000	17,20	17,60	7000	16,53	17,75
7250	17,50	17,21	7250	17,41	17,50
7500	17,80	16,96	7500	18,20	17,28
7750	18,30	16,73	7750	18,48	16,92
8000	18,40	16,03	8000	18,77	16,63
<b>8064</b>	<b>18,60</b>	15,33	<b>8130</b>	<b>18,80</b>	16,05
8250	18,10	14,82	8250	18,77	15,40
8500	18,00	14,32	8500	18,77	14,60
8750	17,70	13,72	8750	18,09	13,16
9000	17,20	12,74	9000	17,51	12,10
9250	16,70	11,09	9250	16,73	11,44
9500	16,20	9,66	9500	16,34	10,15
9750	15,40	9,03	9750	15,77	8,71
10000	14,17	8,18	10000	15,11	7,45

**Tabel 2.** Tabel torsi dan daya sesudah dilakukan *porting*


<b>SESUDAH PORTING</b>					
PREMIUM				PERTAMAX	
RPM	Daya (HP)	Torsi (TQ)	RPM	Daya (HP)	Torsi (TQ)
4250	5,00	9,53	4250	6,40	11,39
4500	6,10	12,92	4500	7,10	13,08
4750	10,50	15,42	4750	9,90	15,24
5000	11,40	16,05	5000	11,20	16,84
5250	12,30	16,41	5250	12,20	17,44
5500	13,11	16,90	5500	13,20	17,95
5750	14,00	17,53	5750	14,40	18,70
6000	14,90	17,93	6000	15,20	18,94
6250	15,60	18,49	<b>6098</b>	15,40	<b>18,98</b>
<b>6255</b>	16,20	<b>18,55</b>	6250	15,80	18,91
6500	16,55	18,47	6500	16,50	18,88
6750	16,80	18,32	6750	17,00	18,78
7000	17,30	18,30	7000	17,60	18,45
7250	17,70	17,55	7250	17,90	17,93
7500	18,20	17,19	7500	18,10	17,74
7750	18,37	16,79	7750	18,50	17,41
<b>7952</b>	<b>18,53</b>	16,50	8000	18,70	16,65
8000	18,53	16,09	<b>8122</b>	<b>18,80</b>	15,79
8250	18,53	15,47	8250	18,80	14,65
8500	18,39	15,00	8500	18,60	14,28
8750	18,30	13,50	8750	18,30	13,58
9000	18,10	12,42	9000	18,00	11,91
9250	17,60	10,48	9250	17,60	9,82
9500	17,00	9,09	9500	17,10	9,04
9750	16,20	8,16	9750	16,67	7,94
10000	15,80	7,23	10000	15,74	7,37

**Tabel 3.** Konsumsi bahan bakar sebelum dilakukan *porting*

NO	RPM	t			b	pbb	mf			
		T1	T2	T3			mf1	mf2	mf3	rata-rata
PREMIUM										
1	4000				10		0,72	0,65	0,64	0,67
		40,45	44,96	45,30		0,81				
2	5000				10		0,84	0,80	0,80	0,81
		34,83	36,45	36,43		0,81				
3	6000				10		0,94	0,93	0,91	0,93
		30,91	31,19	31,87		0,81				
4	7000				10		1,26	1,27	1,29	1,27
		23,22	22,88	22,65		0,81				
5	8000				10		1,44	1,18	1,29	1,30
		20,21	24,74	22,67		0,81				
6	9000				10		1,13	1,16	1,04	1,11
		25,90	25,24	28,07		0,81				
7	10000				10		1,04	0,94	0,91	0,96
		28,09	31,04	32,17		0,81				
PERTAMAX										
1	4000				10		0,60	0,58	0,58	0,59
		42,88	45,00	44,60		0,72				
2	5000				10		0,77	0,68	0,70	0,71
		33,79	38,25	37,08		0,72				
3	6000				10		0,90	0,78	0,87	0,85
		28,75	33,44	29,92		0,72				
4	7000				10		1,00	0,96	0,92	0,96
		25,96	27,09	28,12		0,72				
5	8000				10		1,10	1,40	0,92	1,14
		23,53	18,48	28,11		0,72				
6	9000				10		0,92	0,99	0,84	0,92
		28,02	26,19	30,98		0,72				
7	10000				10		0,85	0,82	0,77	0,81
		30,37	31,77	33,79		0,72				

**Tabel 4.** Konsumsi bahan bakar sesudah *porting*

NO	RPM	t			b	pbb	mf			
		T1	T2	T3			mf1	mf2	mf3	rata-rata
<b>PREMIUM</b>										
1	4000				10		0,71	0,64	0,63	0,66
		41,35	45,88	46,59		0,81				
2	5000				10		0,76	0,78	0,78	0,77
		38,49	37,35	37,29		0,81				
3	6000				10		0,89	0,84	0,87	0,87
		32,73	34,57	33,61		0,81				
4	7000				10		1,23	1,41	1,22	1,29
		23,66	20,64	23,95		0,81				
5	8000				10		1,23	1,16	1,21	1,20
		23,63	25,22	24,01		0,81				
6	9000				10		1,08	1,13	1,04	1,08
		26,91	25,72	28,16		0,81				
7	10000				10		0,84	0,83	0,86	0,84
		34,64	35,17	34,04		0,81				
<b>PERTAMAX</b>										
1	4000				10		0,56	0,58	0,61	0,59
		45,88	44,45	42,46		0,72				
2	5000				10		0,77	0,68	0,70	0,71
		33,79	38,25	37,08		0,72				
3	6000				10		0,90	0,78	0,84	0,84
		28,75	33,44	30,92		0,72				
4	7000				10		0,96	0,96	0,89	0,94
		26,96	27,09	29,12		0,72				
5	8000				10		1,10	1,21	0,92	1,08
		23,53	21,48	28,11		0,72				
6	9000				10		0,89	0,96	0,87	0,91
		29,23	26,92	29,84		0,72				
7	10000				10		0,75	0,89	0,75	0,80
		34,37	28,99	34,79		0,72				



**Mototech**  
Indonesia

PT. Mototech Indonesia, Komoditas, Manufaktur, Distribusi, Perdagangan, Jasa, dan Jasa Jasa Jasa

SPORTYNO V3.3  
 DYNAMOMETER: MOTOTECH RFD  
 ROLLER INERTIA: 1.446

Displacement Correction  
 Correction factor: ISO 1585  
 NOTE: Load cell included

KMPH	Date/Time
966	04/06/2014 13:15:32

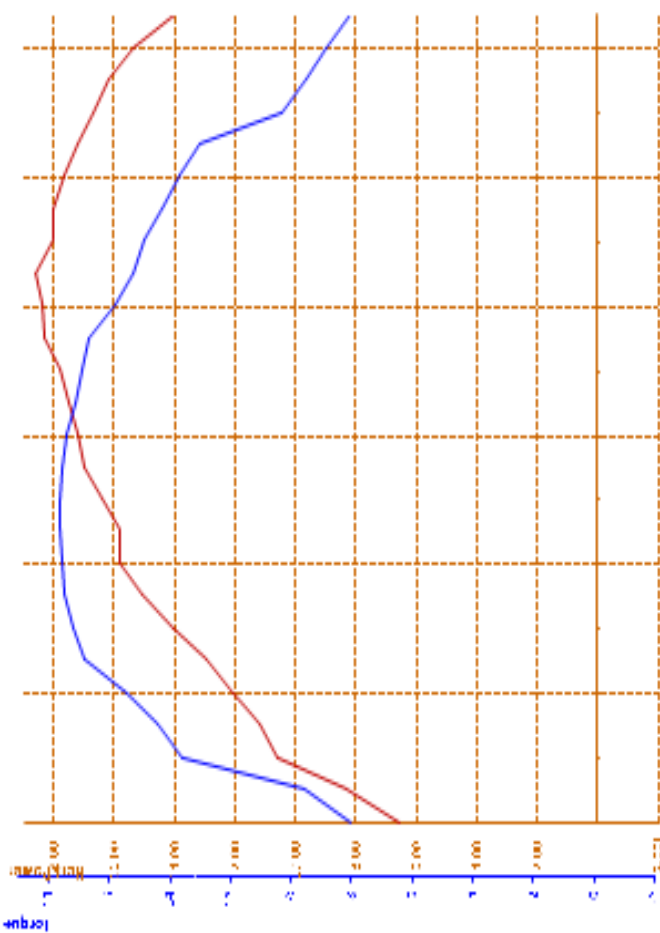
TEST NAME: TIGER 200 STANDARD T017  
 MAX POWER: 18.60 (18.60) / 8064  
 MAX TORQUE: 17.80 (17.80) / 6483  
 Temp: 30.60C  
 Humidity: 71%

DATA FOR TEST: TIGER 200 PORTING T017

Comment: PREMIUM

RPM	HP (HP)	TQ (N*MP3)	T
4250	6.80	8.20	0.52
4500	8.30	9.70	0.54
4750	10.60	13.24	0.56
5000	11.20	14.59	0.58
5250	12.10	15.64	0.60
5500	13.00	16.90	1.02
5750	14.10	17.36	1.12
6000	15.10	17.63	1.24
6250	15.80	17.75	1.34
6483	15.80	17.80	1.44
6500	16.40	17.70	1.46
6750	17.00	17.71	1.56
7000	17.20	17.60	1.68
7250	17.50	17.33	1.80
7500	17.80	17.07	1.92
7750	18.30	16.85	2.04
8000	18.40	16.90	2.16
8064	18.60	16.42	2.18
8250	18.00	14.90	2.28
8500	18.00	14.42	2.42
8750	17.70	13.82	2.56
9000	17.20	13.31	2.70
9250	16.70	10.30	2.84
9500	16.20	9.66	3.02
9750	15.40	9.09	3.18
10000	14.00	8.13	3.36

LOSSES: 0.0 HP 0.00N\*MP3  
 TOTAL ENGINE: 18.60HP 17.80N\*MP3



Grafik 1. Grafik Torsi dan Daya

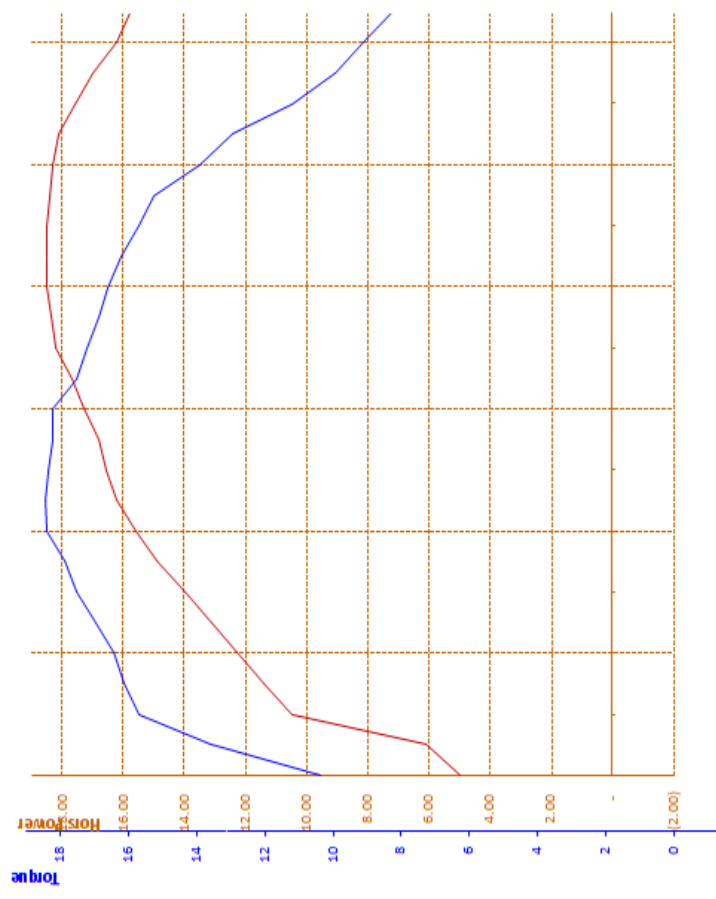


SPORTVNO V3.3  
 DYNAMOMETER: MOTOTECH RPD  
 ROLLER INERTIA: 1.446

Displacement Correction  
 Correction factor: ISO 1585  
 NOTE: Load cell Included

TEST NAME	MAX POWER	MAX TORQUE	Temp. °C	Humidity %	Pressure	KMH	Date/time
TIGER 200 PORTING T017	18.53 (18.53)7947	18.55 (18.55)6255	34,6 0C	55%	1000.0 mbar	99.9	12/01/2015 09:12:45

DATA FOR TEST : TIGER 200 PORTING T017



Comment:  
 POKING PREMIUM

LOSSES: 0.0 HP 0.0N\*m\*M  
 TOTAL ENGINE: 18.53HP 18.550N\*m\*M

Grafik 2. Grafik Torsi dan Daya



SPORTYND V3.3  
 DYNAMOMETER: MOTOTECH RP2  
 ROLLER INERTIA: 1.446

Displacement Correction  
 Correction factor: ISO 1585  
 NOTE: Load cell included

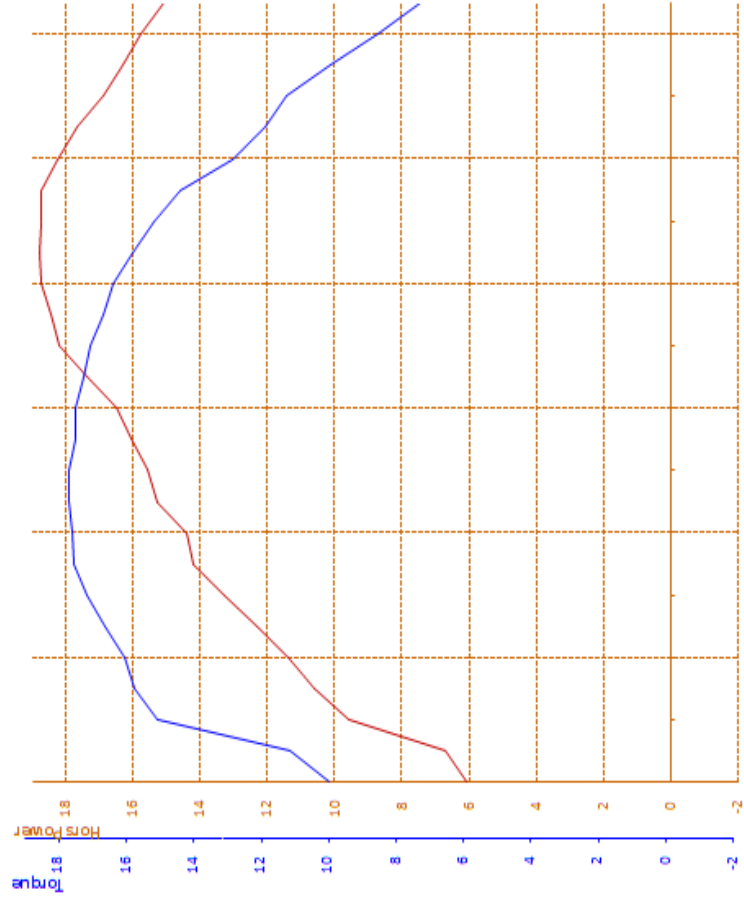
TEST NAME	MAX POWER	MAX TORQUE	Temp. °C	Humidity %	Pressure	KMH	Dateline
TIGER 200 STANDAR T017	18.80 (18.80)HP	17.92 (17.92)NM	30.40C	63%	1000.0 mbar	98.2	04/06/2014 14:46:00

DATA FOR TEST : TIGER 200 PORTING T017

Comment:  
 PERTAMAX

RPM	HP (HP)	TQ (N*M)	T
4250	6.08	10.19	0.52
4500	6.75	11.35	0.54
4750	9.60	15.29	0.68
5000	10.64	16.00	0.80
5250	11.40	16.25	0.92
5500	12.35	16.83	1.04
5750	13.30	17.38	1.14
6000	14.25	17.76	1.26
6250	14.42	17.82	1.36
6500	15.28	17.90	1.48
6534	15.58	17.92	1.48
6750	16.06	17.75	1.60
7000	16.53	17.74	1.70
7250	17.41	17.50	1.82
7500	18.20	17.28	1.94
7750	18.48	16.92	2.06
8000	18.77	16.63	2.18
8130	18.80	16.05	2.24
8250	18.77	15.40	2.32
8500	18.77	14.60	2.46
8750	18.27	13.06	2.58
9000	17.69	12.10	2.74
9250	16.93	11.44	2.88
9500	16.34	10.15	3.04
9750	15.77	8.71	3.22
10000	15.11	7.45	3.40

LOSSES: 0.0HP 0.0N\*M  
 TOTAL ENGINE: 18.8HP 17.92N\*M



Grafik 3. Grafik Torsi dan Daya



SPORIDYNO V3.3  
DYNAMOMETER: MOTOTECH RPD  
ROLLER INERTIA: 1.446

Displacement Correction  
Correction factor: ISO 1585  
NOTE: Load cell included

TEST NAME	MAX POWER	MAX TORQUE	Temp. °C	Humidity %	Pressure	KMH	Date/Time
TIGER 200 PORTING T017	18.80 (18.80)1814	18.98 (18.98)1814	30.80C	68%	1000.0 mbar	98.1	12/01/2015 10:06:00

DATA FOR TEST : TIGER 200 PORTING T017



Comment:  
PORTING PERTAMAX

RPM	HP (HP)	TQ (N*M)	T
4250	6.40	11.39	0.52
4500	7.10	13.08	0.84
4750	9.90	15.24	0.66
5000	11.20	16.84	0.78
5250	12.20	17.44	0.90
5500	13.20	17.95	1.02
5750	14.40	18.70	1.14
6000	15.20	18.94	1.24
6098	18.80	18.98	1.28
6250	15.80	18.91	1.36
6500	16.50	18.88	1.48
6750	17.00	18.78	1.58
7000	17.60	18.45	1.70
7250	17.90	17.93	1.82
7500	18.10	17.74	1.94
7750	18.50	17.41	2.06
8000	18.70	16.65	2.18
8122	18.80	15.79	2.24
8250	18.80	14.65	2.32
8500	18.60	14.28	2.46
8750	18.30	13.58	2.60
9000	18.00	11.91	2.74
9250	17.60	9.82	2.90
9500	17.10	9.04	3.06
9750	16.80	7.94	3.24
10000	15.60	7.37	3.44

LOSSES: 0.0HP 0.0N\*TM  
TOTAL ENGINE: 18.8HP 18.98N\*TM

Grafik 4. Grafik Torsi dan Daya