

APPENDIX 1

Table 4.1 Pre-test Result

No	Participant	Experimental group	Control Group
1	Participant 1	10	13
2	Participant 2	8	10
3	Participant 3	11	16
4	Participant 4	12	11
5	Participant 5	14	11
6	Participant 6	6	10
7	Participant 7	3	14
8	Participant 8	9	11
9	Participant 9	8	9
10	Participant 10	4	12
11	Participant 11	11	9
12	Participant 12	10	9
13	Participant 13	5	13
14	Participant 14	0	14
15	Participant 15	10	13
16	Participant 16	3	11
17	Participant 17	11	12

18	Participant 18	9	14
19	Participant 19	3	9
20	Participant 20	10	9
21	Participant 21	9	11
22	Participant 22	9	12
23	Participant 23	8	10
24	Participant 24	14	10
25	Participant 25	8	10
26	Participant 26	11	13
27	Participant 27	6	15
28	Participant 28	14	11
29	Participant 29	14	13
30	Participant 30	6	11
31	Participant 31	11	-
32	Participant 32	8	-
Mean		8.59375	11.53333333

APPENDIX 2

Table 4.2 Post-test

No	Participant	Experimental group	Control Group
1	Participant 1	12	8
2	Participant 2	10	8
3	Participant 3	11	9
4	Participant 4	13	7
5	Participant 5	12	0
6	Participant 6	8	7
7	Participant 7	3	11
8	Participant 8	10	8
9	Participant 9	6	11
10	Participant 10	7	0
11	Participant 11	15	7
12	Participant 12	12	8
13	Participant 13	11	10
14	Participant 14	9	8
15	Participant 15	11	9
16	Participant 16	0	7
17	Participant 17	10	8

18	Participant 18	9	10
19	Participant 19	11	6
20	Participant 20	12	8
21	Participant 21	10	12
22	Participant 22	7	0
23	Participant 23	4	7
24	Participant 24	12	5
25	Participant 25	10	9
26	Participant 26	7	9
27	Participant 27	7	5
28	Participant 28	13	8
29	Participant 29	13	5
30	Participant 30	3	9
31	Participant 31	11	7.3
32	Participant 32	6	-
Mean		9.21875	7,3

APPENDIX 6

ANOVA

Pre Control Group

	Sum of Squares	df	Mean Square	F	Sig.
Between Groups	181.583	9	20.176	2.532	.036
Within Groups	175.292	22	7.968		
Total	356.875	31			

APPENDIX 6

Pre-test of reading

1) Arrange the following sentences into a good paragraph

1. I was very happy when I realized I could ride motorcycle.
 2. Nonetheless, I got nervous when I passed the narrow street.
 3. I lost my control and fell to the ditch.
 4. One day, my father bought an old motorcycle.
 5. My father taught me how to ride the motorcycle.
 6. My father was very patient and gave me directions.
 7. In the beginning, everything ran well.
- a) 7-3-1-5-2-6-4
 - b) 5-4-3-7-6-1-2
 - c) 1-2-3-5-4-7-6
 - d) 4-5-6-7-1-2-3

The following text is for questions 2 and 3

G570 4334DDU Laptop with large screen. The laptop also comes with a spatial experience of the screen and it has advanced function features that work efficiently. It is more user-friendly than ever. G570 433DDU 15.6-Inch Laptop
Feature:

1. 15.6 – Inch Screen ; Integrated Intel HD 3000 Graphics
2. Windows 7 Home Premium 64-bit, 4 hours Battery Life
3. 2.5 GHz Intel Core i5-2450M
4. 4 GB DIMM RAM

- 2) Normally, this laptop can be used for Hours.
- a) Two and half
 - b) Four
 - c) Seven
 - d) Sixty Four
- 3) From the text we know that
- a) The laptop is as user friendly as the previous edition.
 - b) The laptop has advance function features.
 - c) The battery can be used 6 hours.
 - d) The screen of the laptop is small.

The following text is for question 4 and 5

Students Organization of SMP 182

To: All class captions

Please attend the monthly meeting. It will be held

Date: Saturday, May 11, 2013

Time: After school

Place: Osis room

We will discuss the farewell party for the grade IX students. Your attendances will be highly appreciated

OSIS Chairman

Osis Secretary

4) The monthly meeting is to

- a) Request a monthly meeting
- b) Attend at Osis room
- c) Discuss the farewell
- d) Appreciate the grade IX students

5) "We will discuss the farewell party for the grade IX students".

The underlined word refers to.....

- a) All grade IX students
- b) OSIS chairman and OSIS secretary
- c) All the teacher and students of the school
- d) The OSIS committee and all class

The following text is for questions 6 to 9

Crispy Hash Brown Recipe

Ingredients:

3 tbsp olive oil, canola oil, or grape seed oil
1 lb russet baking potatoes, peeled and grated, salt and pepper.

Method:

1. Heat 3 tbsp of oil in a large frying pan on medium heat.
2. Squeeze out as much moisture as you can from the grated potatoes. It's easier to do this with potatoes ricer. If you don't have it, you can use paper towel to squeeze it.
3. Add the grated potatoes on the hot frying pan, spread them out along the bottom of the pan. Sprinkle some salt and pepper on the potatoes. If they have been fried to golden brown, they are ready for a flip. Continue to cook until they are golden brown on the bottom. Put them on the serving plate. Serve for 4 people.

- 6) What should we do first to make crispy hash brown?
- a) Peel and grate the fried potatoes.
 - b) Heat the oil in frying pan.
 - c) Squeeze the grated potatoes.
 - d) Sprinkle some salt and pepper.
- 7) How many portions can we serve based on the recipe above?
- a) Three
 - b) Four
 - c) Five

d) Six

8) “Squeeze out as much moisture as you can” (step2).

The word “moisture” has similar meaning with.

a) Water

b) Lotion

c) Splash

d) Remain

9) “If you don’t have it (step 2)

What does the underlined word refer to?

a) Frying pan

b) Paper towel

c) Serving plate

The following text is for questions 10 and 11

To: My beloved mother January 1, 2013

Hopefully this birthday give you spirit and joy to enjoy your life.

“Happy Birthday and Happy New Year”

Have a healthy, nice, and happy life mom.

From your daughter

Yuni

- 10) What is Yuni's purpose to send the special card?
- a) To congratulate happy new year to her best friend
 - b) To invite someone to come to her birthday party
 - c) To congratulate happy birthday to her beloved mother
 - d) To shear problem with her best friend
- 11) What will Yuni hope for her mom?
- a) Healthy, nice and happy
 - b) Wealthy, nice and happy
 - c) Healthy, nice and happy less
 - d) Healthy , nice less and happy

The following text is for question 12 to 14

All of Students Grade 9,
You are invited to:
GRADUATION PARTY 2010SMP AL-BAROKAH
Day/date: Saturday, 3rd June 2012-11-10
Time : 10.00 am – 13.00 pm
Venue : Meeting hall room of SMP AL-BAROKAH Jl. Melatino: 03 Lumajang
Come and join us.

- Invitation cards are available at the OSIS room

- 12) The word of “venue” on the text above is close in meaning.....
- a) Where
 - b) Street
 - c) Place
 - d) Home

13) Where will the graduation party be held?

- a) At the OSIS room
- b) At the SMP Al-Barokah
- c) At the school is meeting hall room
- d) At the canteen

14) Come and join **us**.

The bold type above refers to.....

- a) School
- b) The 9 grade students
- c) Room
- d) OSIS

The following text is for question 15 and 17

BUS COMPANY	JOURNEY	COST	JOURNEY TIME	TIME DEPARTURE
Safari Dharma Raya	Jkt to Jogja	230.000	8 Hours	6 a.m
Putra Remaja	Jkt to Jogja	270.000	8 Hours	9 a.m
Lorena	Jkt to Jogja	180.000	9 Hours	4.30 p.m
AKAS	Jkt to Jogja	179.000	9 Hours	11 a.m
Dahlia	Jkt to Jogja	169.000	10 Hours	1 p.m

15) What bus shall we take if we want to arrive in Yogyakarta in the afternoon?

- a) Dahlia
- b) Akas
- c) Putera Remaja
- d) Safari Dharma Raya

16) If we go to Yogyakarta by taking Putera Remaja bus, we will need

than Safari Dharma Raya bus.

- a) More money
- b) Much money
- c) More time
- d) Less time

17) You and your partner are invited to attend Eleanor Mckays's 15th birthday

in the Cocino Green House.

24th January 2008 at 7.00 p.m

How old will Eleanor Mckays be in 2016?

- a) 20
- b) 21
- c) 22
- d) 23

The following text is for question 18 to 20

Tarragon Corn Chowder Recipe	
Ingredients:	
4 ears corn	- 3 bay leaves
3 tbsp unsalted butter	- 4 small potatoes, cut into chunks
1 cup chopped onion	- Salt
1 cup chopped fennel bulb	- A cup white wine
2 minced garlic	- 1-2 tbsp fresh chopped tarragon
Method:	
(1)	Grill the corn directly over heat 10-15 minute to get extra flavor.
(2)	Cut the corn kernels away from the cobs.
(3)	Boil 6 cups water and bay leaves and add the corn cobs to make corn broth.
(4)	Heat the pot; add butter, chopped onion, fennel and garlic. Sauté for about 5 minutes.
(5)	Add the white wine and boil them down by half. Add potatoes to the pot with onions and fennel, then pour in the corn broth. Stir well and add salt to taste. Simmer gently until potatoes are tender.
(6)	Last, add the fresh tarragon to the pot.

18) What should we do before adding the potatoes to the pot?

- a) Add onions and white wine to the pot
- b) Boil the saute and white wine
- c) Stir well the tender potatoes
- d) Pour fennel to the corn broth

19) How much water do we need to make corn broth?

- a) 2 cups
- b) 3 cups

c) 4 cups

d) 6 cups

20) "Simmer gently until the potatoes are tender."(step 5) The underlined word means.....

a) Cook

b) Fry

c) Bake

d) Grill

APPENDIX 7

Post test of reading

The following text is for questions number 1 and 2.

**Santa Will Be Coming Down
A chimney This Year
THE ADDRESS IS DIFFERENT
THE HOUSE IS NEW
BUT THE DOOR IS ALWAYS OPEN
FOR FRIENDS LIKE YOU!**

**JOIN US SATURDAT, DECEMBER 5
AT 7:00 PM FOR COCKTAILS**

CECILY AND BRANDON THOMSON

REGRET: 919 345 2654

- 1) What does the Thomson family do?
 - a. Introduce Santa to their friends
 - b. Be open the door for their friends
 - c. Inform their new house to their friends
 - d. Invite their friends to a cocktail party

- 2) From the text we can say that.....
 - a. Cecily and Brandon have different addresses
 - b. Santa is going to move to a new house this year
 - c. Santa always opens the door for Thomson family
 - d. The Thomson family will move to a new house

Read the following text to answer questions number 3

<p>DUE TO MANY SHARP CORALS, THE VISITOR ARE PROHIBITED TO SWIM ALONG THIS AREA</p>

- 3) Where do we usually find the text?
 - a. At the lake
 - b. At the beach
 - c. At the river bank
 - d. At the swimming pool

Read the following text to answer questions number 4 and 5

WHITE TEA

- Lose up 25 pounds in 25 days
- 3x more Antioxidant than Green Tea
- Fight fatigue & increase energy level
- Reduce **every fine lines & wrinkles**
- Enhance immune system

FREE SHIPPING FEE FOR THIS MONTH

- 4) What is the benefit of drinking White Tea?
- a. Reduce Antioxidant
 - b. Decrease Energy Levels
 - c. Enhance Immune System
 - d. Gain up to 3 pounds in a day
- 5) The purpose of the text above is.....
- a. To inform how to use the product
 - b. To advertise the product
 - c. To describe the benefits of the product
 - d. To tell the ingredients of the product

Read the following text to answer questions number 6 to 8

How to Repel Mice

Mice might look cute, but they can be harmful pets that destroy household items, eat and mess with food and can spread severe diseases through their feces and parasites they carry. Here are some useful tips on how to repel house mice:

- 1) Use peppermint, put the peppermint near wall corners
- 2) Pour generous amount of peppermint oil on cotton balls
- 3) Place the saturated cotton balls on areas where mice are possibly seen around counter tops, under the sofas in your living room
- 4) Put them behind shelves, wall corners or on the floor beneath your kitchen sink

- 6) Why do we use peppermint to repel mice? Because.....
 - a. Peppermint is fresh to breathe
 - b. Mice love the peppermint
 - c. Mice will die of breathing mint
 - d. Mice hate the smell of peppermint
- 7) From the text above, we can conclude that....
 - a. Mice spread severe diseases through feces
 - b. Peppermint is useful to repel mice
 - c. Mice love peppermint
 - d. We can place oil everywhere to repel mice

8) "Put them behind shelves...."

The word "Them" reverse to....

- a. Pets
- b. Peppermint
- c. Cotton balls
- d. Peppermint oil

Read the following text to answer questions number 9 and 10

Please Come and Celebrate with us at a

Surprise Graduation Party
In honour of our son's hard work and effort!

Mathew has gain a BA
(Hoes Graphic Design from Glasgow School of ART)
Join us on
Saturday March 25th, 2012 at 07:30 PM
The Castle Rooms, Uddingston
See you there!
Tony and Louise Gets
Please R.S.V.P By Monday March 13th, Proud Mum-Louise
Gets,
Orchardlton Cottage, Main Street, Rothesay, Isle of Bute

9) Where is the party?

- a. Mathew Orchardlton Cottage

- b. Glasgow School of ART
- c. Uddingston
- d. The Castle Rooms

10) From the text we can say that.....

- a. The party will be held in Orchardlton Cottage
- b. Tony and Louise Gets are Mathew's parents
- c. Mathew must work hard to pass the examination
- d. You should confirm To Mathew before coming to the party

Read the following text to answer questions number 11 and 12

COLD BREAKER	
LIKE YOU NEVER FEEL ANY COLD	
Fast relief for;	
Congestion	100 tablets
Runny nose	USP
Coughs	200 mg
Headache	
Fever	
AVAILABLE IN EVERY STORE IN MDONESIA	

11) Which of the following sickness cannot be relieved by this medicine?

- a. Headache
- b. Coughs
- c. Cancer
- d. Fever

12) What is the writer's purpose to write the text above?

- a. To inform the process of making cold braker
- b. To persuade people to use the product
- c. To explain the ingredients of the product
- d. To describe the illness that can be cured

Read the following text to answer questions number 13 to 15

How to stop nose bleeding

- 1) First, loosen the clothing around your neck
- 2) Put a cotton pad in the bleeding nostril
- 3) Then sit down with your head leaning forward
- 4) Squeeze your nose until it stops bleeding
- 5) If your nose continues to bleed, call a doctor

13) From the text we know that the last thing to do to stop nose bleeding is....

- a. See a doctor for a professional help
- b. Change the cotton pad in the nostril
- c. Lie down on the floor to stop bleeding

d. Keep on squeezing the bleeding nostril

14) From the text we are suggested that we should.....

a. Not lean backward when have nose bleeding

b. Call a doctor immediately in a case of nose bleeding

c. Squeeze your nose until it stop bedding

d. Never put a cotton pad in the bleeding nostril

15) "...Until it stops bleeding."

The underlined word reverses to.....

a. Head

b. Cloth

c. Nose

d. Cotton

Read the following text to answer questions number 16 and 17

Students Organization of SMP Negeri 4

Jl. Samoja 5 Bandung 40275 Tlp. 022-7312394

To: Fino of class 11 B

Would you please attend our meeting that will be held:

- Day/Date: Saturday, March 11th 2013
- Time: 11 AM
- Place: Multimedia room
- Agenda: Final preparation for Wall Magazine competition 2013

Please come on time, see you there!

Andy
Chairperson

Devina
Secretary

16) From the text, we know that....

- a. The meeting is held in Jl. Samoja, Bandung
- b. The meeting will discuss about Multimedia room
- c. Fino is expected not to be late in the meeting
- d. Devina is the Chairperson of the students organization

17) “.....See you there.”

The yunderlined word reverses to....

- a. Devina
- b. Chairperson
- c. Fino
- d. Andy

Read the following text to answer questions number 18

**Please
Keep the lavatory
Clean
For the next user**

18) What does the notice mean?

- a. We should keep the lavatory
- b. The lavatory must be kept clean by any user
- c. We have to clean the lavatory

- d. The lavatory user is pleased to clean it

Read the following text to answer questions number 19 and 20

How to make patty cakes

Ingredients:

- 3 tablespoons of butter
- ¼ cup castor sugar
- 1 egg
- ¼ teaspoon of vanilla
- 1 cup self-raising flour
- Pinch salt
- ¼ cup milk
- Butter icing

Methods;

- 1) Beat butter and sugar until creamy
- 2) Add lightly egg and vanilla. Beat them well
- 3) Sift flour and salt together
- 4) Fold in dry ingredients alternately with milk. Mix well
- 5) Drop heaped teaspoons full of mixture into well greased patty teens or papers
- 6) Bake in moderately hot oven for 10 to 15 minutes
- 7) Cool on wire rack. Then decorate it with butter icing

19) What is the last step you should do in making the cake?

- a. Bake in a moderately hot oven for 10 to 15 minutes
- b. Ice with butter icing when the cakes are cool
- c. Beat butter and sugar to cream
- d. Sift flour and salt together

20) How much sugar do we need to make patty cakes?

- a. ¼ teaspoon
- b. 3 tablespoons

c. $\frac{1}{4}$ cup

d. 1 cup

Lesson Plan 1-Treatment 1-Appendix 8

No.	Class Activities /Meeting	Time Allocated
1.	<p>Pre Activities</p> <p>1. Pre-active</p> <ul style="list-style-type: none"> ● Greeting ● Achievement of the goals <p>Informing the goals of the lesson telling the lesson</p> <ul style="list-style-type: none"> ● Prayer ● Registration 	10 minutes
2.	<p>Main activities</p> <p>a) Presentation</p> <ul style="list-style-type: none"> ● Ask students to listen to the teacher's instructions By the teacher. For example when the teacher explain about the exercise. ● Giving presentation slide show about skimming ● Asking the students if they understand about the topic about skimming that has been explain by the teacher through the slide show. ● Discussing the task given by the teacher with the whole class. The task is to find the answer from the reading task on the slide. <p>b) Practice (group/class discussion)</p> <ul style="list-style-type: none"> ● Make a group ● Each group will get different types of text..Each group need to discuss it. 	70 minutes
3.	<p>c) Production</p> <ul style="list-style-type: none"> ● Analyze the text using skimming and scanning technique. <p>Post activities</p> <ul style="list-style-type: none"> ● Giving Feedback about how they do the task group as the whole class and how they understand about the topic of skimming. ● Summarizing by write down what they have got when they learn today. ● Saying Goodbye 	10 minutes

Power Point of Skimming (APPENDIX 9)



Skimming is used to quickly gather the most important information or "gist". It's not essential to understand each word when you are skimming.

Run your eyes over the text, noting important information. Use skimming to quickly get up to speed on a current business situation.



WHEN TO USE IT ?



- Brief overview of a text
- When you're NOT looking for one specific answer
- When you have to read a lot of materials in a short amount of time
- E.g. What was the neighbor's advice?

EXAMPLES OF SKIMMING:

- The Newspaper – to quickly get the general news of the day
- Magazines – to quickly discover which articles you would like to read in more detail
- Business and Travel Brochures – to quickly get informed



SKIMMING – HOW?



- Read the first and last sentence of each paragraph.
- Don't read every word or every sentence. Let your eyes skim over the text, taking in key words.
- Continue to think about the meaning of the text.

HOW TO SKIM



- Read the first and last paragraph
- Read headings, subheadings, titles, subtitles, and illustrations
- Read the first sentence of every paragraph
- Skimming works well with dates, names and places
- Read the summary or last paragraph

SKIMMING

- Quickly identify main ideas of a text
- Skimming is 3 to 4 times faster regular reading
- Used when there is a lot of material and a short amount of time



EXERCISE

Rainbows are often seen when the sun comes out after or during a rainstorm. Rainbows are caused when sunlight shines through drops of water in the sky at a specific angle. Then while sunlight enters a raindrop, it exits the raindrop a different color. When light exits lots of different raindrops at different angles, it produces the red, orange, yellow, green, blue, indigo, and violet that you see in a rainbow. Together, these colors are known as the spectrum. These colors can sometimes be seen in waterfalls and fountains as well.

Did you know that there are double rainbows? In a double rainbow, light reflects twice inside water droplets and form two arcs. In most double rainbows, the colors of the top arc are opposite from those in the bottom arc. In other words, the order of colors starts with purple on top and ends with the red of bottom. Believe it or not, rainbows sometimes appear as white arcs at night. These rainbows are called moonbows. Moonbows are caused by moonlight (rather than sunlight) shining through drops of water.

ADOPTED FROM

Jeff Ward
Lock Haven
University

Carrie
Leggatt

APPENDIX 10

Treatment 1

Group 1

The Following Text is for Questions 1 and 2

Announcement

This Thursday, 17th of August is the Independence day. Don't miss the Independence Day festival! The festival begins at 08.00 in every district in the Jakarta city. Gather in front of our school at 07.30 to see the parade with the principal. Don't miss it!

1) What is the announcement about?

A. Independence Day festival in Jakarta city

B. The parade with principal in every district in Jakarta

C. The activities at school during Independence Day festival

D. Telling the students to see the parade in front of the school

2) What should students do according to the text?

A. To gather at school half an hour before parade

B. To see the parade at 7.30 in front of the school

C. To parade with the principal in the Independence Day

D. To begin the festival in front of the school

APPENDIX 11

Group 2

The Following Text is for Questions 3 and 4

Dear Sarah,

We are pleased to inform you that 6th alumni Homecoming SMP Insan Mandiri is slated on November 22, 2013 from 09 am to 03.00 pm in SMP Insan mandiri Main Buliding. And urge you to be one with us as the committee of IMAA. The meeting of the committee will be scheduled on October, 24, 2013.

We cordially invite you to attend the meeting.

I hope you will not miss the event , take part and share joys with us. Your presence will make the occasion complete.

Yours sincerely,


Surya Adhitama (Insan Mandiri Alumni Asosiation (IMAA) President)

- 3) The text is written to
- A. Inform someone to celebrate SMP Insan Mandiri
- B. Invite someone to an alumni homecoming meeting
- C. Celebrate the alumni homecoming Insan Mandiri
- D. Hold fund raising in SMP Insan Mandiri
- 4) When will the Alumni Homecoming held?
- A. On November 22th, 2013
- B. On October, 24th 2013
- C. at 09.00 in the afternoon
- D. Before 03.00

APPENDIX 12

Group 3

The Following Text is for Questions 5 and 6



**REAL FOOD
FOR YOUR
BUSY LIFESTYLE
TACHO DORITOS**

Grilled shrimp with lettuce,
avocado and mayonnaise
sauce, all placed on top of a
corn or flour tortilla

5) What is the purpose of the text?

- A. To advertise real food
- B. To tell busy lifestyle
- C. To advertise tacho Doritos
- D. To explain about tacho Doritos

6) “Real food for your lifestyle”

- A. a style of someone
- B. Someone’s living
- C. Living in a style
- D. Standard living

APPENDIX 17

Group 4

The Following Text is for Questions 7 and 9

LET'S GET NOW!!
SAMSUNG GT-C3322
DISCOUNT 50%



Feature:

- Dual Sim Standby
- Camera 2MP
- Bluetooth A2DP
- Java MIDP 2.0
- Slot microSD up to 16GB
- Battery Li-ion 1000 mAh
- TFT, 256K colors, 2.2 inches
- EDGE class 10, 236.8 kbps

Price: ~~Rp. 500.000,-~~
Rp. 250.000,-

ROMA CELLULAR PHONE
Pramuka Street 20 Yogyakarta. Telp: 0274 566794

- 7) What is advertised in the text?
- A. A home phone
 - B. A mobile phone
 - C. A landline phone
 - D. A used cell phone
- 8) What is the maximum size of the micro SD compatible to the product?
- A. 15 GB
 - B. 16 GB

C. 17 GB

D. 18 GB

9) From the text, we can conclude that this advertisement is valid for

A. All cell phones produced by Samsung

B. All Samsung cell phones sold in the shop

C. All devices sold in Roma Cellular Phone

D. A certain model of cell phones sold in a shop

Treatment 2 – APPENDIX 18

No.	Class Activities /Meeting	Time Allocated
1.	<p>Pre Activities</p> <p>1. Pre-active</p> <ul style="list-style-type: none"> ● Greeting ● Achievement of the goals <p>Informing the goals of the lesson telling the lesson</p> <ul style="list-style-type: none"> ● Prayer ● Registration 	10 minutes
2.	<p>Main activities</p> <p>a) Presentation</p> <ul style="list-style-type: none"> ● Ask students to listen to the teacher’s instructions <p>By the teacher. For example when the teacher explain about the exercise.</p> <ul style="list-style-type: none"> ● Giving presentation slide show about scanning ● Asking the students if they understand about the topic about scanning that has been explain by the teacher through the slide show. ● Discussing the task given by the teacher with the whole class. The task is to find the answer from the reading task on the slide. <p>b) Practice (group/class discussion)</p> <ul style="list-style-type: none"> ● Make a group ● Each group needs to guess the answer of the question that teacher will be give. <p>c) Production</p> <ul style="list-style-type: none"> ● Analyze the text using skimming and scanning technique. <p>Post activities</p> <ul style="list-style-type: none"> ● Giving Feedback about how they do the task group as the whole class and how they understand about the topic of scanning. ● Summarizing by write down what they have got when they learn today. ● Saying Goodbye 	70 minutes
3.		10 minutes

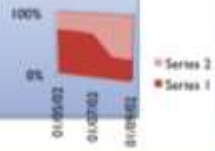
Power Point of Scanning(APPENDIX 19)

Scanning

Scanning is a reading technique to be used when you want to find specific information quickly. In scanning you have a question in your mind and you read a passage only to find the answer, ignoring unrelated information.

Examples of Scanning:

- A google search list on the internet.
- A bus / airplane schedule
- A conference guide
- A graph



Scanning



- A way of reading to look for specific information in a text.
- For looking up a phone number, for browsing TV schedules, timetables, lists, catalogues or web pages for information.
- Eg. How many sons does the mom have?

Scanning

- Used to search for key terms
- When you know what you are looking for you can through texts to find the information
- Good to use when determining whether a source will have the answers you are looking for



Scanning – How?



- Don't read every word or every sentence.
- Let your eyes move quickly across the page until you find what you are looking for.
- Use clues on the page, such as heading and titles, number, names to help you

How to scan

- State the specific information you are looking for.
- Try to anticipate how the answer will appear and what clues you might use to help you locate the answer. For example, if you were looking for a certain date, you would quickly read the paragraph looking only for numbers.
- Use headings and any other aids that will help you identify which sections might contain the information you are looking for.
- Selectively read and skip through sections of the passage.

How to Scan

- First look at how the author organizes his information
- Look for bold faces, italics, or different sized fonts
- The author may also put key information in the margins of pages



Exercises

Dear Sarah,
We are pleased to inform you that 8th year's Homecoming SWP (mean Mandri) is slated on November 22, 2013 from 6:00 am to 10:00 pm in SWP (mean mandri) Main Building. And urge you to be one with us as the committee of MAA. The meeting of the committee will be scheduled on October 24, 2013.
We cordially invite you to attend the meeting.
I hope you will not miss the event... take part and share joy with us. Your presence will make the occasion complete.
Yours sincerely,
Surya Adhiana (mean Mandri A/Lums Association (MAA) President)

Adopted from



APPENDIX 20

Treatment 2

Text 1

Dear
Rina Ayuningsih and Family
The home has just been built for our new family and
now it is time to shear our *bliss* with you
We invite you and family to come to our party which
will be held on
Day/date: Sunday, 12 August 2013
Time : 10.00-13.00
Place : Jln.Angrek VII No.201 Ciater Permai
Pamualang Tangerang Selatan
Your presence really makes this moment as complete
happiness. Home sweet home
Happy Family,
Andy Hadjam& Family

APPENDIX 21

Text 2

Important!

For Grade 7 and Grade 8 students

Attention!

December has come! It is a special month. The story telling competition will be held as usual. Go and get it! Join now!

There are interesting prizes for the three best winners.

Practise your English and enroll for the competition soon.

Registration

Mr. Suryono (Administration Office)

8 a.m. to 2 p.m.

Monday to Friday, before December 20.

APPENDIX 22

Text 3

12 November, 2015
To: All the committee of the Student Organization SMP N 2 Pandan Raya
As shown in the school program, our school will celebrate its 10th anniversary next December. Therefore, we would like to invite you to attend the meeting:
Day /Date : Saturday , 13 November, 2015 Place : Student Organization Room Time : 1 - 3 pm
We have some crucial items to discuss: deciding the date and the place of the celebration, the prizes we will give the winners, etc. Due to the importance of this meeting, your attendance is a must.
Please come on time.
Chair person Student Organization Suhendra

APPENDIX 23

Text 4

Fish Sticks

Ingredients :

- ½ cup whole wheat bread crumbs
- ½ teaspoon paprika
- ½ teaspoon salt
- 1 large egg
- ¼ teaspoon cracked black pepper
- 8 ounces cod fillets
- Cooking spray

Steps :

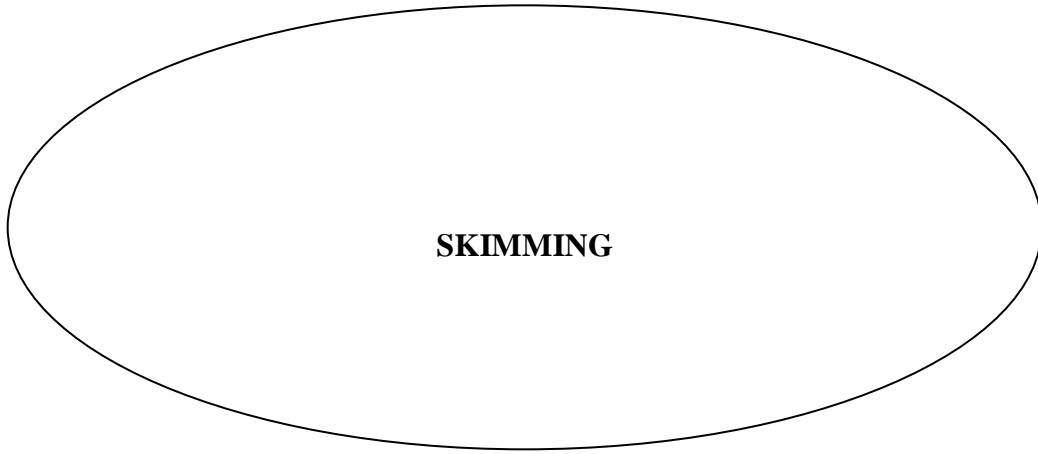
1. First of all, preheat the oven to 400 F
2. Secondly, combine the bread crumbs, paprika, and ½ teaspoon salt on a shallow plate.
3. Then, beat the egg with a fork. After that set the two dishes aside.
4. Next, cut the fish into several stick shapes. Season with salt and ½ teaspoon pepper.
5. Dredge the fish and transfer the fish to the prepared baking sheet and lightly coat with cooking spray.
6. Finally, bake in the preheated oven for 8-10 minutes or until the crumbs are brown and firm.

Treatment 3-APPENDIX 24

No.	Class Activities /Meeting	Time Allocated
1.	<p>Pre Activities</p> <p>1. Pre-active</p> <ul style="list-style-type: none"> ● Greeting ● Achievement of the goals <p>Informing the goals of the lesson telling the lesson</p> <ul style="list-style-type: none"> ● Prayer ● Registration 	10 minutes
2.	<p>Main activities</p> <p>a) Presentation</p> <ul style="list-style-type: none"> ● The teacher make mind map on the board with the title of skimming and scanning. ● Ask the students to write what they remember from previous meeting about skimming and scanning. <p>b) Practice (group/class discussion)</p> <ul style="list-style-type: none"> ● Make a group ● Make a text that can be do by skimming and scanning <p>c) Production</p> <ul style="list-style-type: none"> ● Analyze the text using skimming and scanning technique. 	70 minutes
3.	<p>Post activities</p> <ul style="list-style-type: none"> ● Giving Feedback about how they do the task group as the whole class and how they understand about the topic of scanning. ● Summarizing by write down what they have got when they learn today. ● Saying Goodbye 	10 minutes

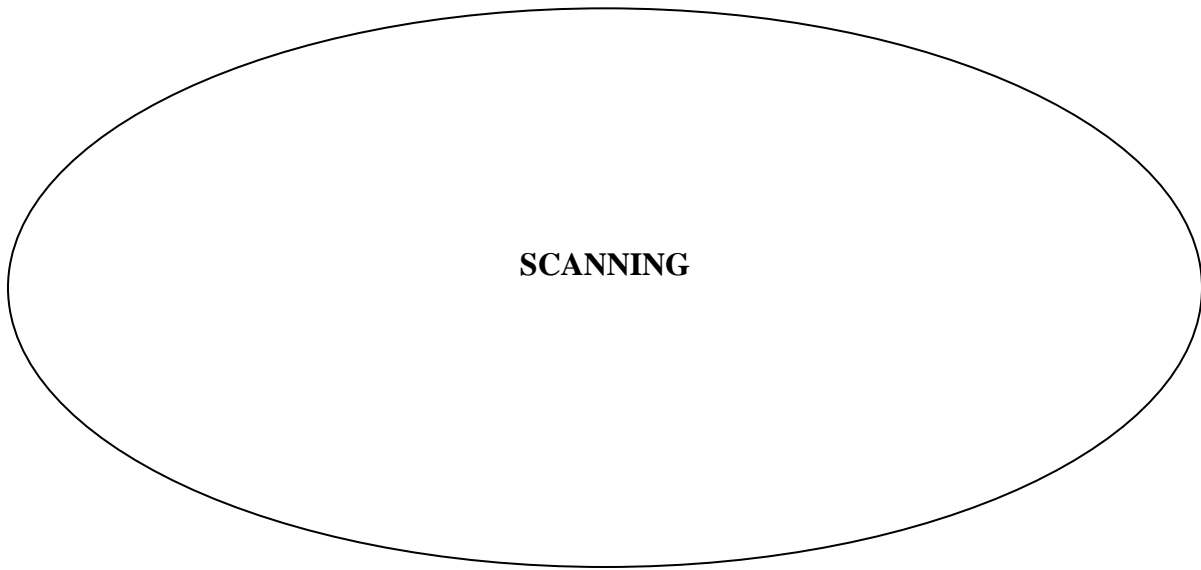
APPENDIX 25

Mind Map of Skimming



APPENDIX 26

Mind Map of Scanning



Treatment 4 – APPENDIX 27

No.	Class Activities /Meeting	Time Allocated
1.	<p>Pre Activities</p> <p>1. Pre-active</p> <ul style="list-style-type: none"> ● Greeting ● Achievement of the goals <p>Informing the goals of the lesson telling the lesson</p> <ul style="list-style-type: none"> ● Prayer ● Registration 	10 minutes
2.	<p>Main activities</p> <p>a) Presentation</p> <ul style="list-style-type: none"> ● Revise the whole materi about skimming and scanning <p>b) Practice (group/class discussion)</p> <ul style="list-style-type: none"> ● Make a group ● Each Group will need to make a text that can be done by skimming and scanning ● Swap the text to other group <p>c) Production</p> <ul style="list-style-type: none"> ● Analyze the text using skimming and scanning technique. 	70 minutes
3.	<p>Post activities</p> <ul style="list-style-type: none"> ● Giving Feedback about how they do the task group as the whole class and how they understand about the topic of scanning. ● Summarizing by write down what they have got when they learn today. ● Saying Goodbye 	10 minutes

Lesson Plan for Control Group –Appendix 28

First day

No.	Class Activities /Meeting	Time Allocated
1.	<p>Pre Activities</p> <p>1. Pre-active</p> <ul style="list-style-type: none"> ● Greeting ● Achievement of the goals informing the goals of the lesson telling the lesson ● Prayer ● Registration 	10 minutes
2.	<p>Main activities</p> <p>a) Pre-reading</p> <ul style="list-style-type: none"> ● Ask students to listen to the teacher’s instructions <p>By the teacher. For example when the teacher explain about the exercise.</p> <ul style="list-style-type: none"> ● Read the recount text together <p>b) While-reading</p> <ul style="list-style-type: none"> ● Answer the task that is given from the teacher by answering the questions based on the text. <p>c) Post-reading</p>	70 minutes

3.	<ul style="list-style-type: none">● These exercises are more concerned with summing up the content of the recount text. <p>Post activities</p> <ul style="list-style-type: none">● Giving Feedback about how they do the task group as the whole class and how they understand about the topic.● Summarizing by write down what they have got when they learn today.● Saying Goodbye	10 minutes
----	--	------------

APPENDIX 29

Text 1

Read the text and answer questions 11 to 15.

The Cherry Tree

By: M.L. Weems

When George Washington was about six years old, he was made the wealthy master of a hatchet of which, like most little boys, he was extremely fond. He went about chopping everything that came his way.

One day, as he wandered about the garden amusing himself by hacking his mother's pea-sticks, he found a beautiful, young English cherry tree, of which his father was most proud. He tried the edge of his hatchet on the trunk of the tree and barked it so that it died.

Some time after this, his father discovered what had happened to his favorite tree. He came into the house in great anger, and demanded to know who the mischievous person was who had cut away the bark. Nobody could tell him anything about it.

Just then George, with his little hatchet, came into the room.

"George," said his father, "do you know who has killed my beautiful little cherry tree yonder in the garden? I would not have taken five guineas for it!"

This was a hard question to answer, and for a moment George was staggered by it, but quickly recovering himself he cried: "I cannot tell a lie, father, you know I cannot tell a lie! I did cut it with my little hatchet."

The anger died out of his father's face, and taking the boy tenderly in his arms, he said: "My son, that you should not be afraid to tell the truth is more to me than a thousand trees! yes, though they were blossomed with silver and had leaves of the purest gold!"

Source: September 3, 2010 <<http://www.inspirationalstories.com/1/106.html>>

11) What can you learn from the story ?

- a) We have to be honest
- b) We should care and love each other
- c) We shall not blame other people if we don't have a proof
- d) We shall solve any problems calmly and wisely

12) What does the third paragraph tell us about?

- a) The death of a cherry tree
- b) The naught boy
- c) The angry man
- d) The honest boy

13) "He tried the edge of his hatchet on the trunk of the tree and barked it so that it died"

(paragraph 2)

The word "it" refers to _____

- a) The garden
- b) George's hatchet
- c) His mother's pea-sticks

d) A young English cherry tree

14) "Sometime after this, his father discovered what had happened....."(Paragraph 3)

What is the synonym of the underlined word?

a) Revealed

b) Protected

c) Searched

d) Found out

15) George used _____ to bark his father's favourite tree.

a) A knife

b) A handsaw

c) An ax

d) A sickle

Lesson Plan for Control Group –Appendix 30

Second day

No.	Class Activities /Meeting	Time Allocated
1.	<p>Pre Activities</p> <p>1. Pre-active</p> <ul style="list-style-type: none">● Greeting● Achievement of the goals <p>Informing the goals of the lesson telling the lesson</p> <ul style="list-style-type: none">● Prayer● Registration	10 minutes
2.	<p>Main activities</p> <p>a) Pre-reading</p> <ul style="list-style-type: none">● Ask students to listen to the teacher’s instructions <p>By the teacher. For example when the teacher explain about the exercise.</p> <p>b) While-reading</p> <ul style="list-style-type: none">● Answer the question that is given from the teacher based on the recount text <p>c) Post-reading</p>	70 minutes

3.	<ul style="list-style-type: none">● These exercises are more concerned with summing up the content of the recount text. <p>Post activities</p> <ul style="list-style-type: none">● Summarizing by write down what they have got when they learn today.	10 minutes
----	--	------------

Appendix 31

Text 2

For numbers 1-8.

I love dogs very much. I keep some dogs in my house. They are Casper, Midas, Brownie and Dottie. Casper is a dachshund. He's short with long body and four strong legs. Brownie is a collie. She has long and thick fur. What colour is her fur? Brown, of course that's why I call her Brownie. Dottie is a Dalmatian. She has a slim body and four long legs. She has thin fur and dots all over her body. The last is Midas. He is a bulldog. He has a large head, a short neck and thick short legs. He's very strong. I always take care of my dogs' every day.

1. What kind of text is the text above?
 - a. Recount c. Narrative
 - b. Descriptive d. Report
2. The generic structure of the text is
 - a. description – identification
 - b. Identification – description
 - c. Orientation – events – Reorientation
 - d. Reorientation – events – Orientation
3. 'They are Casper, Midas, Brownie and Dottie' .

The sentence is the of the text.

a. Description c. Identification

b. Orientation d. Events

4. ' He's short with long body and four strong legs'

The sentence is one of the of the text.

a. Events c. Descriptions

b. Orientations d. Identifications

5. How many dogs does the writer have?

a. 1

b. 2

c. 3

d. 4

6. What does Casper look like?

a. short with long body and strong legs

b. Brown, with long and thick fur

c. slim body, long legs

d. thin fur and dots

7. Why does the writer call the collie, Brownie? The writer calls the collie, Brownie

because

a. she likes brownies c. she has brown fur

b. she has brown ear d. she like it

8. What kind of dog is Dottie? Dottie is a ...

a. Dalmatian

b. Daschun

c. Bulldog

d. Collie

Third Day-APPENDIX 32

No.	Class Activities /Meeting	Time Allocated
1.	<p>Pre Activities</p> <p>1. Pre-active</p> <ul style="list-style-type: none"> ● Greeting ● Achievement of the goals <p>Informing the goals of the lesson telling the lesson</p> <ul style="list-style-type: none"> ● Prayer ● Registration 	10 minutes
2.	<p>Main activities</p> <p>a) Pre-reading</p> <ul style="list-style-type: none"> ● Ask students to listen to the teacher's instructions <p>By the teacher. For example when the teacher explain about the exercise.</p> <ul style="list-style-type: none"> ● Read the recount text together <p>b) While-reading</p> <ul style="list-style-type: none"> ● Answer the task that is given from the teacher by answering the questions based on the text. <p>c) Post-reading</p>	70 minutes

3.	<ul style="list-style-type: none">● Checking the answer together by swapping the answer sheet with the classmate <p>Post activities</p> <ul style="list-style-type: none">● Giving Feedback about how they do the task group as the whole class and how they understand about the topic today.● Saying Goodbye	10 minutes
----	---	------------

APPENDIX 34

Text 3

For numbers 21 – 25.

It (21)... my birthday party last week. My family (22) ... me a small party. I (23) my best friends to the party. There were about 15 people in the party (24) ... my parents, and my sister, Putri. It was great surprise that my uncle, Awang (25) ... come too. He works in a small company in Bengkulu, Sumatera.

21. a. is

b. are

c. was

d were

22. a. give

b. gave

c. gives

d. is giving

23. a. invite

b. invited

c. inviting

d. was inviting

24. a. include

b. includes

c. included

d. including

25. a. can

b. may

c. could

d. might

For numbers 31-33. Arrange the jumble words into the correct sentence!

31. usually – I – my pets – feed – every Morning

a. 1 – 2 – 3 – 4 – 5

b. 2 – 1 – 4 – 3 – 5

c. 3 – 4 – 1 – 2 – 5

d. 4 – 3 – 2 – 1 – 5

32. RafflesiaArnoldi – flower – in – the largest – is – the world

a. 4 - 2 - 5 - 1 - 3 - 6

b. 4 - 2 - 1 - 5 - 3 - 6

c. 4 - 2 - 3 - 6 - 5 - 1

d. 4 - 2 - 3 - 5 - 6 - 1

33. I and my family - for picnic - to Kaliurang - went - last month

a. 1 - 2 - 3 - 4 - 5 b. 1 - 3 - 4 - 5 - 2 c. 1 - 5 - 2 - 4 - 3 d. 1 - 4 - 3 - 2 - 5

Forth Day – APPENDIX 35

No.	Class Activities /Meeting	Time Allocated
1.	<p>Pre Activities</p> <p>1. Pre-active</p> <ul style="list-style-type: none"> ● Greeting ● Achievement of the goals <p>Informing the goals of the lesson telling the lesson</p> <ul style="list-style-type: none"> ● Prayer ● Registration <p>Main activities</p>	10 minutes
2.	<p>a) Pre-reading</p> <ul style="list-style-type: none"> ● Ask students to listen to the teacher’s instructions <p>By the teacher. For example when the teacher explain about the exercise.</p> <ul style="list-style-type: none"> ● Discuss about the text what they think about the recount text <p>b) While-reading</p> <ul style="list-style-type: none"> ● Answer the question carefully based on the recount text. <p>c) Post-reading</p> <ul style="list-style-type: none"> ● These exercises are more concerned with summing up the content of the recount text. 	70 minutes

3.	<p>Post activities</p> <ul style="list-style-type: none">● Giving Feedback about how they do the task group as the whole class and how they understand about the topic of skimming.● Summarizing by write down what they have got when they learn today.● Saying Goodbye	10 minutes
----	--	------------

APPENDIX 36

Text 4

Last week, I and my dad went to a store. We went there to buy some candies. In the store, the candies looked so good. I would have bought a lot of them but my dad said I could only have three. I gave the store owner the money for the candies. As we left the store, I ate one of the candies. It was yummy. I hope we come back soon.

9. What kind of text is the text above?

- a. Report
- b. Recount
- c. Narrative
- d. Descriptive

10. The generic structure of the text is

- a. description – identification
- b. Identification – description
- c. Orientation – events – Reorientation

d. Reorientation – events – Orientation

11. 'Last week, I and my dad went to a store'.

The sentence is the of the text.

a. Description

b. Orientation

c. Identification

d. Events

12. "I would have bought a lot of them but my dad said I could only have three. I gave the store owner the money for the candies. As we left the store, I ate one of the candies."

The sentences is the ... of the text

a. Description

b. Orientation

c. Identification

d. Events

13. Who went to the store?

a. I and

b. my dad

c. the writer

d. the writer and his dad.

14. Why did they want to go to the store?

a. The writer wanted some candies

b. The writer liked the candies

c. They knew the owner well

d. The candies looked good

15. What did the writer feel about the candies? The candies were

a. bad b. Good c. the best candy d. delicious