


Appendix 1. Research Permission


PEMERINTAH DAERAH DAERAH ISTIMEWA YOGYAKARTA
BADAN KESATUAN BANGSA DAN POLITIK
 Jl. Jenderal Sudirman No 5 Yogyakarta – 55233
 Telepon: (0274) 551136, 551275, Fax (0274) 551137

Yogyakarta, 28 Juli 2016
 Kepada Yth :
 Gubernur Jawa Tengah
 Up. Kepala Badan Penanaman Modal Daerah
 Provinsi Jawa Tengah
 Di
 SEMARANG

Nomor : 074/2147/Kesbangpol/2016
 Perihal : Rekomendasi Penelitian

Memperhatikan surat :
 Dari : Fakultas Pendidikan Bahasa, Universitas Muhamadiyah
 Yogyakarta
 Nomor : 403/ A.7/ VIII/ VII/ 2016
 Tanggal : 21 Juli 2016
 Perihal : Permohonan Izin Penelitian

Setelah mempelajari surat permohonan dan proposal yang diajukan, maka dapat diberikan surat rekomendasi tidak keberatan untuk melaksanakan riset/penelitian dalam rangka penyusunan skripsi dengan judul proposal "The effectiveness of using Pop-up Book to Improve Students' Vocabulary Mastery at the Fifth Grades of SD N 2 Trikarso", kepada:


Nama : SUHARNI
 NIM : 20120540099
 No. HP/Identitas : 089674544123/ 3305145110930004
 Prodi /Jurusan : Pendidikan Bahasa Inggris
 Fakultas : Pendidikan Bahasa, Universitas Muhamadiyah Yogyakarta
 Lokasi Penelitian : SD N 2 Trikarso Sruweng Kebumen, Provinsi Jawa Tengah
 Waktu Penelitian : 01 Agustus 2016 s.d 01 Oktober 2016

Sehubungan dengan maksud tersebut, diharapkan agar pihak yang terkait dapat memberikan bantuan / fasilitas yang dibutuhkan.

Kepada yang bersangkutan diwajibkan :


1. Menghormati dan mentaati peraturan dan tata tertib yang berlaku di wilayah riset/penelitian;
2. Tidak dibenarkan melakukan riset/penelitian yang tidak sesuai atau tidak ada kaitannya dengan judul riset/penelitian dimaksud;
3. Menyerahkan hasil riset/penelitian kepada Badan Kesbangpol DIY.
4. Surat rekomendasi ini dapat diperpanjang maksimal 2 (dua) kali dengan menunjukkan surat rekomendasi sebelumnya, paling lambat 7 (tujuh) hari kerja sebelum berakhirnya surat rekomendasi ini.

Rekomendasi Ijin Riset/Penelitian ini dinyatakan tidak berlaku, apabila ternyata pemegang tidak mentaati ketentuan tersebut di atas.
 Demikian untuk menjadikan maklum.

a.n. KEPALA
 BADAN KESBANGPOL DIY
 KABID. POLDAGRI DAN KEMASYARAKATAN

 ARIS ARIYANTO SH. MM
 NIP.196801281998031003

Tembusan disampaikan Kepada Yth :
 1. Gubernur DIY (sebagai laporan)
 2. Dekan Fakultas Pendidikan Bahasa, Universitas Muhamadiyah Yogyakarta;

Appendix 2. Research Permission


PEMERINTAH KABUPATEN KEBUMEN
BADAN PERENCANAAN PEMBANGUNAN DAERAH
(BAPPEDA)
 Jl. Veteran No. 2 Telp/Fax. (0287) 381570, Kebumen - 54311

Kebumen, 10 Agustus 2016

Nomor : 071 - 1 / 355 / 2016
 Lampiran : -
 Hal : Ijin Penelitian

Kepada:
 Yth. Kepala SD N 2 Trikarso
 di
Tempat

Menindaklanjuti surat rekomendasi Bupati Kebumen nomor 072/858/2016 tanggal 10 Agustus 2016 tentang Ijin Penelitian/Survey, maka dengan ini diberitahukan bahwa pada Instansi/wilayah Saudara akan dilaksanakan penelitian oleh :


1. Nama / NIM : Suharni / 20120540099
 2. Pekerjaan : Mahasiswa UMY Yogyakarta
 3. Alamat : Trikarso RT 02 RW 01 Sruweng Kebumen
 4. Penanggung Jawab : Gendroyono, S.Pd., M.Pd
 5. Judul Penelitian : The Effectiveness of Using Pop-up Book to Improve Students Vocabulary Mastery at The Fifth Grades of SD N 2 Trikarso
 6. Waktu : 10 Agustus 2016 s/d 01 Oktober 2016

Dengan ketentuan-ketentuan sebagai berikut :

a. Pelaksanaan survey/penelitian tidak disalahgunakan untuk tujuan tertentu yang dapat mengganggu kestabilan Pemerintah.

b. Setelah survey/penelitian selesai diharuskan melaporkan hasil-hasilnya kepada BAPPEDA Kabupaten Kebumen.


Demikian surat ijin ini dibuat untuk dapat digunakan sebagaimana mestinya.

A.n. KEPALA BAPPEDA KABUPATEN KEBUMEN
 Kabid Penyusunan dan Penganggaran Program,

MUHAMAD ARIFIN, S.Si, M.T
 Pembina
 NIP. 19680722 199903 1 001

Tembusan : disampaikan kepada Yth.

1. Kepala Dinas Dikpora Kab. Kebumen
 2. Yang bersangkutan;
 3. Arsip

Appendix 3. Research Completion

 PEMERINTAH KABUPATEN KEBUMEN
DINAS PENDIDIKAN PEMUDA DAN OLAAHRAGA
UPTD DIKPORA UNIT KECAMATAN SRUWENG
SEKOLAH DASAR NEGRI 2 TRIKARSO
Alamat : Ds. Trikarso, Kec. Sruweng, Kab. Kebumen

SURAT KETERANGAN
NO. 423.6/48/2016

Yang bertanda tangan dibawah ini Kepala SD N 2 Trikarso menerangkan bahwa :

Nama : Suharni


NIM : 20120540099

Prodi : Pendidikan Bahasa Inggris

Fakultas Pendidikan Bahasa Universitas Muhammadiyah Yogyakarta

Yang bersangkutan telah melaksanakan penelitian di SD N 2 Trikarso dengan judul "The Effectiveness of Using Pop-up Book to Improve Students' Vocabulary Mastery at The Fifth Grade of SD N 2 Trikarso" pada tanggal 30 Agustus sampai dengan 15 September 2016.

Dengan demikian surat keterangan ini dibuat untuk digunakan sebagaimana mestinya.


Kebumen, 27 September 2016
Murningsih, S.Pd.
NIP. 19620824 198201 2 006

Appendix 4. Lesson Plans

Lesson Plan 1

School	: SD N 2 Trikarso
Subject	: English (Transportation)
Class	: V
Skills	: Speaking and Writing
Time Allocation	: 2 × 35

A. Standard Competence

6. Expressing instruction and simple information in the classroom context.
8. Spelling and copying simple English text in the classroom context.

B. Basic Competence

- 6.1 Responding instruction with oral response, able to give the example of doing an action and giving an instruction.
- 8.1 Spelling simple English words with appropriate punctuation and engage the use of word, phrase and sentences that relate with transportation.

C. Indicator

1. Understanding simple vocabulary about transportation.
2. Pronouncing simple vocabulary about transportation.
3. Using the instruction accurately.

D. Learning Objectives

1. Students are able to comprehend the new vocabulary about transportation.
2. Students are able to pronounce the new vocabulary about transportation.
3. Students are able to use and response the instruction accurately.

E. Learning Material

Vocabulary

Land Transportation (Transportasi Darat)	
Car	Mobil
Motorcycle	Sepeda motor
Pedicab	Becak
Train	Kereta
Truck	Truk
Bus	Bis
Cart	Kereta kuda
Bicycle	Sepeda
Scooter	Vespa
Water Transportation (Transportasi Air)	
Ship	Kapal
Sailing boat	Perahu layar
Speedboat	Perahu motor
Ferry	Kapal feri
Canoe	Perahu lesung
Raft	Rakit
Air Transportation (Transportasi Udara)	
Plane	Pesawat
Hot air balloon	Balon udara
Helicopter	Helikopter
Jet	Jet

Air	Udara
Land	Darat
Water	Air
Bookshop	Toko buku
Bus stop	Halte
Bus station	Terminal
Cinema	Bioskop
Harbor	Pelabuhan
Market	Pasar
Railway station	Stasiun
Ride	Mengendarai
Wheel	Roda
Move	Berpindah
Fast	Cepat
Engine	Mesin
Driver	Supir
Passenger	Penumpang

F. Learning Methods

Exploration, Elaboration and Confirmation

G. Teaching and Learning Process

No.	Activities	Time Allocation
1	Pre-Learning Activities - Greeting - Praying before learning activities begun	5 minutes

	<ul style="list-style-type: none"> - Checking students' attendance list - Telling the students today's topic 	
2	<p>Main Learning Activities:</p> <p>Exploration</p> <ul style="list-style-type: none"> - Ask the students to mention some English words of land transportation. - Ask the students to mention some English words of water transportation. - Ask the students to mention some English words of air transportation. <p>Elaboration</p> <ul style="list-style-type: none"> - Teacher writes English vocabulary about transportation on the blackboard. - The students write the vocabulary that has written by the teacher. - Teacher pronounces the vocabulary that has written. - Students repeat what the teacher has pronounced. - Students try to guess the Indonesian 	<p>5 minutes</p> <p>50 minutes</p>

	<p>meaning</p> <ul style="list-style-type: none"> - The teacher explains the Indonesian meaning. - Teacher wipes the blackboard and asks students to close their book. - The teacher gives the pop-up book and asks students to guess the English word of each picture in the pop-up and writes it beside the picture. - After the students have finished with their work, the teacher asks some students to read their answer. - Teacher gives the correct answer and the students check their answer and if there is incorrect answer they correct it. <p>Confirmation</p> <ul style="list-style-type: none"> - Giving feedback to students about the learning activities - Motivate students to have more spirit to learn English - Making conclusion 	<p>5 minutes</p>
--	--	------------------

3	Post Activities <ul style="list-style-type: none">- Giving an opportunity for students to ask questions about the materials- Asking students some questions about the materials- Informing the next materials- Praying	5 Minutes
---	--	------------------

H. Learning Sources

Wp.robertsabuda.com

Fokus Bahasa Inggris kelas V semester 2

Modul EKSIS Bahasa Inggris kelas 5 semester 2

I. Learning Media

Pop-up book, paper.

Lesson Plan 2

School	: SD N 2 Trikarso
Subject	: English (Transportation)
Class	: V
Skills	: Writing and Listening
Time Allocation	: 2 × 35

A. Standard Competence

5. Understanding simple instruction and the interaction in the classroom context.
8. Spelling and copying simple English text in the classroom context.

B. Basic Competence

- 5.1 Responding the instruction appropriately in the classroom context and about transportation context.
- 8.1 Spell simple English words appropriately with appropriate punctuation and engage the use of word, phrase and sentences that relate with transportation.

C. Indicator

1. Understanding simple vocabulary about transportation.
2. Pronouncing simple vocabulary about transportation.
3. Describing transportation.

D. Learning Objectives

1. Students are able to comprehend the new vocabulary about transportation.
2. Students are able to pronounce the new vocabulary about transportation.
3. Students are able to make a simple description about transportation.

E. Learning Material

The Description of some transportation

1. That is a hot air balloon. It is a kind of air transportation. It is moved by the hot air.
2. That is a motorcycle. It is a land of transportation. The rider should wear a helmet when they are riding a motorcycle.
3. That is a plane. It is a kind of air transportation. It is moved by its engine and it can bring many passengers.
4. That is a car. It is a kind of land transportation. It has four wheels.
5. Look! That is a bus. It is a land of transportation. It is a public transportation.
6. That is a pedicab. It has three wheels. It is moved when the driver is pedaling.
7. That is a bicycle. It has two wheels.
8. That is a train. It is land transportation. It can move fast.
9. That is a ship. It is water transportation. It can across oceans.
10. That is a sailing boat. It is water transportation. It is moved when airs push the sails.

F. Learning Methods

Exploration, Elaboration and Confirmation

G. Teaching and Learning Process

No.	Activities	Time Allocation
1	<p>Pre-Learning Activities</p> <ul style="list-style-type: none"> - Greeting - Praying before learning activities begun - Checking students' attendance list - Telling the students today's topic 	5 minutes
2	<p>Main Learning Activities:</p> <p>Exploration</p> <ul style="list-style-type: none"> - Ask the students how bus is look like? <p>Elaboration</p> <ul style="list-style-type: none"> - Teacher explains an example description of transportation. - The teacher gives papers that consist of sentences that describe the transportation. - Teacher asks the students to listen the teacher and fill the missing words in the 	<p>5 minutes</p> <p>50 minutes</p>

	<p>description.</p> <ul style="list-style-type: none"> - Teacher asks the students to guess the description and stick it the pop-up book that appropriate with the picture. - Teacher asks some students to read their answer. - Teacher explains the correct answer. - Teacher reads the description and the students repeat after the teacher. <p>Confirmation</p> <ul style="list-style-type: none"> - Giving feedback to students about the learning activities - Motivate students to have more spirit to learn English - Making conclusion 	5 minutes
3	<p>Post Activities</p> <ul style="list-style-type: none"> - Giving an opportunity for students to ask questions about the materials - Asking students some questions 	5 Minutes

	about the materials	
	- Informing the next materials	
	- Praying	

H. Learning Sources

Wp.robertsabuda.com

Fokus Bahasa Inggriskelas V semester 2

Modul EKSIS Bahasa Inggriskelas 5 semester 2

I. Learning Media

Pop-up book, paper.

Lesson Plan 3

School	: SD N 2 Trikarso
Subject	: English (Transportation)
Class	: V
Skills	: Reading, Writing and Speaking
Time Allocation	: 2 × 35

A. Standard Competence

6. Expressing the instruction and the simple information in the classroom context.
7. Understanding a simple English text in the classroom context.
8. Spelling and copying simple English written in the classroom context.

B. Basic Competence

- 6.1 Responding the instruction with oral response, able to give the example of doing an action and giving an instruction.
- 7.1 Read a text clearly and appropriate with the pronunciation, stress and intonation that is included word, phrase, and simple sentences and simple texts.
- 8.1 Spell simple English words appropriately with appropriate punctuation and engage the use of word, phrase and sentences that relate with transportation.

C. Indicator

1. Understanding simple vocabulary about transportation.
2. Pronouncing simple vocabulary about transportation.
3. Using question words accurately.

D. Learning Objectives

1. Students are able to comprehend the new vocabulary about transportation.
2. Students are able to pronounce the new vocabulary about transportation.
3. Students are able to make a dialog about transportation.

E. Learning Material

The way to

Where do/does ...(subject) want to go?

Do is used for subject you, they, I, and we.

Does is used for subject he, she, noun/it or name.

Examples:

1. A: Where do you want to go?
B: I want to go to Kebumen.
2. A: Where does he want to go?
B: He wants to go to bank.
3. A: Where does Lia want to go?
B: She wants to go to school

- a. To ask what kind of transportation that is used, is by using the instruction below:

How do (subject) go to ? **or** How does (subject) go to ?

Do is used for subject you and they.

Does is used for subject he, she and name.

Examples:

1. A: How do you go to Kebumen?

B: I go to Kebumen by motorcycle.

2. A: How does he go to bank?

B: He goes to bank by car.

3. A: How does Lia go to school?

B: lia goes to school by bicycle.

F. Learning Methods

Exploration, Elaboration and Confirmation

G. Teaching and Learning Process

No.	Activities	Time Allocation
1	Pre-Learning Activities <ul style="list-style-type: none"> - Greeting - Praying before learning activities begun - Checking students' attendance list - Telling the students today's 	5 minutes

	topic	
2	<p data-bbox="470 383 805 416">Main Learning Activities:</p> <p data-bbox="470 454 624 488">Exploration</p> <ul style="list-style-type: none"> <li data-bbox="518 528 975 707">- Ask the students the way to ask where a person want to go by using English. <li data-bbox="518 748 991 927">- Ask the students the way to ask what kind of transportation other person will use by using English. <p data-bbox="470 1041 624 1075">Elaboration</p> <ul style="list-style-type: none"> <li data-bbox="518 1115 975 1294">- Teacher explains the way to ask where the other person want to go. <li data-bbox="518 1335 991 1514">- Teacher explains the way to ask how the other person reaches the place. <li data-bbox="518 1554 975 1666">- Teacher distributes some pop-up picture. <li data-bbox="518 1706 975 1886">- Students make examples dialog about the transportation in pop-up. <li data-bbox="518 1924 943 1957">- Ask some students to present 	<p data-bbox="1021 454 1142 488">5 minutes</p> <p data-bbox="1021 969 1158 1003">50 minutes</p>

	<p>their dialog.</p> <p>Confirmation</p> <ul style="list-style-type: none"> - Giving feedback to students about the learning activities - Motivate students to have more spirit to learn English - Making conclusion 	5 minutes
3	<p>Post Activities</p> <ul style="list-style-type: none"> - Giving an opportunity for students to ask questions about the materials - Asking students some questions about the materials - Informing the next materials - Praying 	5 Minutes

H. Learning Sources

Wp.robertsabuda.com

Fokus Bahasa Inggriskelas V semester 2

Modul EKSIS Bahasa Inggriskelas 5 semester 2

I. Learning Media

Pop-up book, paper.

Appendix 5. Pre-test

Pre-test 1

Name :

Number :

Choose the correct answer by crossing (×) a, b, c, or d!

Pilihlah jawaban yang benar dengan member tanda silang (×) pada huruf a, b, c, atau d!

1. Mr. Lusiano goes to the office by ...



- a. Cart
- b. Taxi
- c. Bus
- d. Train

2. That is a ...



- a. Canoe
- b. Ship
- c. Ferry
- d. Sailing boat

3. This is air transportation. It is ...



- a. Ferry
- b. Sailing boat
- c. Pedicab
- d. Hot air balloon

4. These are water transportations, except ...



5. You can see a ... in the airport.



a. Ship

- b. Bus
c. Plane
d. Train

6. Bus stop at the

- a. Bus stop
b. Right side
c. Bus land
d. Traffic light

7. The boys will go to the temple by

- a. Bus
b. Taxi
c. Car
d. Canoe



8. I go to school by

- a. Bus
b. Pedicab
c. Bicycle
d. Motorcycle



www.gurugowes.com

9. She goes to hospital by.....

- a. Pedicab
b. Bus



c. Scooter

a. Motorcycle

d. Bicycle


b. Car

10. Mr. Roni goes to Sulawesi

c. Plane

by

d. Ship



Complete the sentences below!

Lengkapilah kalimat-kalimat dibawah ini!

1. Acan cross the ocean.



2. Mr. Kojan is a



3. They usually go to school by ...



4. I like seeingin the harbour.

5. A plane stops at the



Pre-test 2

Name :

Number :

I. Choose the correct answer by crossing (×) a, b, c, or d!

Pilihlah jawaban yang benar dengan member tanda silang (×) pada huruf a, b, c, atau d!

1. Balapan is a name of



- a. Harbour
- b. Railway station
- c. Bus station
- d. Airport

2. Bus stop means...

- a. Halte bus
- b. Tempat parkir bus
- c. Tempat pertukaran bus
- d. Tempat pangkalan

3. A : “How will you go to Kalimantan?”

B : “ I will go there by”



- a. Train
- b. Plane
- c. Ship
- d. Bus

4. There is aon the road.



- a. Boat
- b. Ship
- c. Canoe

- d. Cart
5. That is a it has three wheels.
- a. Pedicab
- b. Cart
- c. Scooter
- d. Motorcycle
6. This is a traditional water transportation. It is
- a. Ship
- b. Sailing boat
- c. Ferry
- d. Raft
7. Tanjung perak is a name of
- a. Bus station
- b. Railway station
- c. Airport
- d. Harbour
8. Cart is a transportation.
- a. Land
- b. Water
- c. Air
- d. Hot water
9. Someone who operates a train, is a ...
- a. Driver
- b. Engineer
- c. Pilot
- d. Navigator
10. This is an air transportation. It is
- a. Ferry
- b. Sailing boat
- c. Pedicab
- d. Hot air ballon

II. Fill in the missing letters!

Isilah huruf-huruf yang hilang dibawah ini

1. S _ _ _ i _ _ b _ _ t

2. T _ _ _ _

3. P _ _ _ _ _ b

4. M _ _ _ r _ _ _ l _

5. H _ _ _ _ r _ _ l _ _ _ _

Pre-test 3

Name :

Number :

I. Match!**Jodohkan!**

- | | |
|--------------------|-----------------------|
| 1. Raft | a. Pesawat |
| 2. Cart | b. Rakit |
| 3. Bicycle | c. Mobil |
| 4. Speedboat | d. Perahu motor cepat |
| 5. Pedicab | e. Balon udara |
| 6. Scooter | f. Sepeda |
| 7. Hot air balloon | g. Kereta api |
| 8. Train | h. Vespa |
| 9. Car | i. Becak |
| 10. Plane | j. Kereta kuda |

II. Complete the dialogues below!

Lengkapilah dialoge-dialog berikut ini!

1. A : Where they want to go?

B : They want to go to

A : How do they go to ?

B : They go to by



2. A: Where does your mother want to go?

B: She wants to go to the

A: How does she go to the ?

B: She goes to the..... by



3. A: Where does the boy want to go?

B: He wants to go to the

A: How does he go to the

B: He goes to the by



Appendix 6. Post-test

Post-test 1

Name :

Number :

Choose the correct answer by crossing (×) a, b, c, or d!

Pilihlah jawaban yang benar dengan member tanda silang (×) pada huruf a, b, c, atau d!

1. This is air transportation. It
is ...



- a. Ferry
- b. Sailing boat
- c. Pedicab
- d. Hot air balloon

2. Mr. Lusiano goes to the
office by ...



- a. Cart
- b. Taxi
- c. Bus
- d. Train

3. That is a ...



- a. Canoe
- b. Ship
- c. Ferry
- d. Sailing boat

4. These are water
transportations, except ...



5. Bus stop at the

- a. Bus stop
- b. Right side
- c. Bus land
- d. Traffic light

6. I go to school by

- a. Bus
- b. Pedicab
- c. Bicycle



d. Motorcycle

7. The boys will go to the temple by

- a. Bus
- b. Taxi
- c. Car
- d. Canoe



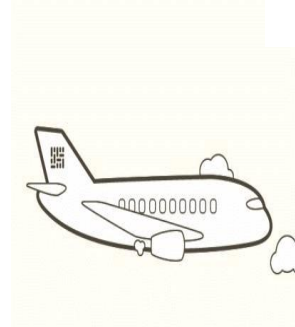
8. You can see a ... in the airport.



- a. Ship
- b. Bus
- c. Plane
- d. Train

9. She goes to hospital by.....

- a. Pedicab
- b. Bus
- c. Scooter
- d. Bicycle



10. Mr. Roni goes to Sulawesi

by

a. Motorcycle

b. Car

c. Plane

d. Ship

Complete the sentences below!

Lengkapilah kalimat-kalimat dibawah ini!

1. Mr. Kojan is a



2. Acan cross the ocean.



3. I like seeing in the harbour



4. They usually go to school by ...



5. A plane stops at the



Post-test 2

Name :

Number :

I. Choose the correct answer by crossing (×) a, b, c, or d!

Pilihlah jawaban yang benar dengan member tanda silang (×) pada huruf a, b, c, atau d!

1. Balapan is a name of



e. Harbour

f. Railway station

g. Bus station

h. Airport

2. Someone who operates a train, is a ...

e. Driver

f. Engineer

g. Pilot

h. Navigator

3. Bus stop means...

e. Halte bus

f. Tempat parkir bus

g. Tempat pertukaran bus

h. Tempat pangkalan angkutan

4. A : “How will you go to Kalimantan?”

B : “ I will go there by



e. Train

f. Plane

g. Ship

h. Bus

5. There is aon the road.



- e. Boat
 f. Ship
 g. Canoe
 h. Cart
6. Cart is a transportation.
 e. Land
 f. Water
 g. Air
 h. Hot water
7. That is a it has three wheels.
 e. Pedicab
 f. Cart
 g. Scooter
 h. Motorcycle
8. This is an air transportation.
 It is
- e. Ferry

- f. Sailing boat

g. Pedicab

h. Hot air balloon

9. This is traditional water transportation. It is

e. Ship

f. Sailing boat

g. Ferry

h. Raft

10. Tanjung perak is a name of

....

e. Bus station

f. Railway station

g. Airport

h. Harbour

II. Fill in the missing letters!

Isilah huruf-huruf yang hilang dibawah ini

1. T _ _ _ _
2. S _ _ _ i _ _ b _ _ t
3. H _ _ _ _ r _ _ l _ _ _ _
4. P _ _ _ _ _ b
5. M _ _ _ r _ _ _ l _

Post-test 3

Name :

Number :

III. Match!Jodohkan!

- | | |
|--------------------|-----------------------|
| 1. Cart | a. Pesawat |
| 2. Raft | b. Rakit |
| 3. Pedicab | c. Mobil |
| 4. Speedboat | d. Balon udara |
| 5. Bicycle | e. Perahu motor cepat |
| 6. Train | f. Kereta api |
| 7. Hot air balloon | g. Sepeda |
| 8. Scooter | h. Vespa |
| 9. Plane | i. Becak |
| 10. Car | j. Kereta kuda |

IV. Complete the dialogues below!

Lengkapilah dialoge-dialog berikut ini!

1. A: Where does your mother want to go?

B: She wants to go to the

A: How does she go to the ?

B: She goes to the..... by



2. A : Where they want to go?

B : They want to go to

A : How do they go to ?

B : They go to by



3. A: Where does the boy want to go?

B: He wants to go to the

A: How does he go to the

B: He goes to the by



Appendix 7. Photos

Pre-test Activity



Learning Activity




Post-test Activity



<i>Students' Pre-test Score</i>				
Participant	Pre-test 1	Pre-test 2	Pre-test 3	Mean
P1	40	40	50	43.3
P2	40	50	60	50
P3	40	60	50	50
P4	20	40	20	26.7
P5	30	50	50	43.3
P6	50	50	60	53.3
P7	60	40	50	50
P8	40	40	50	43.3
P9	30	50	50	43.3
P10	50	40	40	43.3
P11	40	40	40	40
P12	50	70	80	66.7
P13	40	50	40	43.3
P14	50	70	80	66.7
P15	40	50	50	46.7
P16	20	40	50	36.7
P17	40	60	60	53.3
P18	60	70	80	70
P19	40	30	50	40
P20	40	40	60	46.7
P21	40	30	40	36.7
Average of all pre-test				47.3

<i>Students' Post-test Score</i>				
Participant	Post-test 1	Post-test 2	Post-test 3	Mean
P1	90	90	80	86.6
P2	80	100	90	90
P3	80	90	100	90
P4	60	80	70	70
P5	80	100	100	93.3
P6	90	100	90	93.3
P7	70	60	80	70
P8	70	100	100	90
P9	70	70	80	73.3
P10	70	80	100	83.3
P11	80	80	70	76.66
P12	100	100	100	100
P13	90	90	90	90
P14	90	100	100	96.6
P15	70	100	90	86.6
P16	60	70	70	66.6
P17	80	90	100	90
P18	100	90	100	96.6
P19	70	70	90	76.6
P20	100	100	90	96.6
P21	80	70	80	76.6

Appendix 1. Research Permission


 PEMERINTAH DAERAH DAERAH ISTIMEWA YOGYAKARTA
BADAN KESATUAN BANGSA DAN POLITIK
 Jl. Jenderal Sudirman No 5 Yogyakarta – 55233
 Telepon: (0274) 551136, 551275, Fax (0274) 551137

Nomor : 074/2147/Kesbangpol/2016
 Perihal : Rekomendasi Penelitian

Yogyakarta, 28 Juli 2016
 Kepada Yth :
 Gubernur Jawa Tengah
 Up. Kepala Badan Penanaman Modal Daerah
 Provinsi Jawa Tengah
 Di
 SEMARANG

Memperhatikan surat :
 Dari : Fakultas Pendidikan Bahasa, Universitas Muhamadiyah
 Yogyakarta
 Nomor : 403/ A.7/ VIII/ VII/ 2016
 Tanggal : 21 Juli 2016
 Perihal : Permohonan Izin Penelitian

Setelah mempelajari surat permohonan dan proposal yang diajukan, maka dapat diberikan surat rekomendasi tidak keberatan untuk melaksanakan riset/penelitian dalam rangka penyusunan skripsi dengan judul proposal "The effectiveness of using Pop-up Book to Improve Students' Vocabulary Mastery at the Fifth Grades of SD N 2 Trikarso", kepada:


Nama : SUHARNI
 NIM : 20120540099
 No. HP/Identitas : 089674544123/ 3305145110930004
 Prodi /Jurusan : Pendidikan Bahasa Inggris
 Fakultas : Pendidikan Bahasa, Universitas Muhamadiyah Yogyakarta
 Lokasi Penelitian : SD N 2 Trikarso Sruweng Kebumen, Provinsi Jawa Tengah
 Waktu Penelitian : 01 Agustus 2016 s.d 01 Oktober 2016

Sehubungan dengan maksud tersebut, diharapkan agar pihak yang terkait dapat memberikan bantuan / fasilitas yang dibutuhkan.

Kepada yang bersangkutan diwajibkan :


1. Menghormati dan mentaati peraturan dan tata tertib yang berlaku di wilayah riset/penelitian;
2. Tidak dibenarkan melakukan riset/penelitian yang tidak sesuai atau tidak ada kaitannya dengan judul riset/penelitian dimaksud;
3. Menyerahkan hasil riset/penelitian kepada Badan Kesbangpol DIY.
4. Surat rekomendasi ini dapat diperpanjang maksimal 2 (dua) kali dengan menunjukkan surat rekomendasi sebelumnya, paling lambat 7 (tujuh) hari kerja sebelum berakhirnya surat rekomendasi ini.

Rekomendasi Ijin Riset/Penelitian ini dinyatakan tidak berlaku, apabila ternyata pemegang tidak mentaati ketentuan tersebut di atas.
 Demikian untuk menjadikan maklum.

a.n. KEPALA
 BADAN KESBANGPOL DIY
 KABID. POLDAGRI DAN KEMASYARAKATAN

 ARIS ARIYANTO SH MM
 NIP.196801281998031003

Tembusan disampaikan Kepada Yth :
 1. Gubernur DIY (sebagai laporan)
 2. Dekan Fakultas Pendidikan Bahasa, Universitas Muhamadiyah Yogyakarta;

Appendix 2. Research Permission


PEMERINTAH KABUPATEN KEBUMEN
BADAN PERENCANAAN PEMBANGUNAN DAERAH
(BAPPEDA)
 Jl. Veteran No. 2 Telp/Fax. (0287) 381570, Kebumen - 54311

Kebumen, 10 Agustus 2016

Nomor : 071 - 1 / 355 / 2016
 Lampiran : -
 Hal : Ijin Penelitian

Kepada:
 Yth. Kepala SD N 2 Trikarso
 di
Tempat

Menindaklanjuti surat rekomendasi Bupati Kebumen nomor 072/858/2016 tanggal 10 Agustus 2016 tentang Ijin Penelitian/Survey, maka dengan ini diberitahukan bahwa pada Instansi/wilayah Saudara akan dilaksanakan penelitian oleh :


1. Nama / NIM : Suharni / 20120540099
 2. Pekerjaan : Mahasiswa UMY Yogyakarta
 3. Alamat : Trikarso RT 02 RW 01 Sruweng Kebumen
 4. Penanggung Jawab : Gendroyono, S.Pd., M.Pd
 5. Judul Penelitian : The Effectiveness of Using Pop-up Book to Improve Students Vocabulary Mastery at The Fifth Grades of SD N 2 Trikarso
 6. Waktu : 10 Agustus 2016 s/d 01 Oktober 2016

Dengan ketentuan-ketentuan sebagai berikut :

a. Pelaksanaan survey/penelitian tidak disalahgunakan untuk tujuan tertentu yang dapat mengganggu kestabilan Pemerintah.

b. Setelah survey/penelitian selesai diharuskan melaporkan hasil-hasilnya kepada BAPPEDA Kabupaten Kebumen.


Demikian surat ijin ini dibuat untuk dapat digunakan sebagaimana mestinya.

A.n. KEPALA BAPPEDA KABUPATEN KEBUMEN
 Kabid Penyusunan dan Penganggaran Program,

MUHAMAD ARIFIN, S.Si, M.T
 Pembina
 NIP. 19680722 199903 1 001

Tembusan : disampaikan kepada Yth.

1. Kepala Dinas Dikpora Kab. Kebumen
 2. Yang bersangkutan;
 3. Arsip

Appendix 3. Research Completion

 PEMERINTAH KABUPATEN KEBUMEN
DINAS PENDIDIKAN PEMUDA DAN OLAAHRAGA
UPTD DIKPORA UNIT KECAMATAN SRUWENG
SEKOLAH DASAR NEGRI 2 TRIKARSO
Alamat : Ds. Trikarso, Kec. Sruweng, Kab. Kebumen

SURAT KETERANGAN
NO. 423.6/48/2016

Yang bertanda tangan dibawah ini Kepala SD N 2 Trikarso menerangkan bahwa :

Nama : Suharni


NIM : 20120540099

Prodi : Pendidikan Bahasa Inggris

Fakultas Pendidikan Bahasa Universitas Muhammadiyah Yogyakarta

Yang bersangkutan telah melaksanakan penelitian di SD N 2 Trikarso dengan judul "The Effectiveness of Using Pop-up Book to Improve Students' Vocabulary Mastery at The Fifth Grade of SD N 2 Trikarso" pada tanggal 30 Agustus sampai dengan 15 September 2016.

Dengan demikian surat keterangan ini dibuat untuk digunakan sebagaimana mestinya.


Kebumen, 27 September 2016
Murningsih, S.Pd.
NIP. 19620824 198201 2 006

Appendix 4. Lesson Plans

Lesson Plan 1

School	: SD N 2 Trikarso
Subject	: English (Transportation)
Class	: V
Skills	: Speaking and Writing
Time Allocation	: 2 × 35

J. Standard Competence

6. Expressing instruction and simple information in the classroom context.
8. Spelling and copying simple English text in the classroom context.

K. Basic Competence

- 6.1 Responding instruction with oral response, able to give the example of doing an action and giving an instruction.
- 8.1 Spelling simple English words with appropriate punctuation and engage the use of word, phrase and sentences that relate with transportation.

L. Indicator

4. Understanding simple vocabulary about transportation.
5. Pronouncing simple vocabulary about transportation.
6. Using the instruction accurately.

M. Learning Objectives

4. Students are able to comprehend the new vocabulary about transportation.

5. Students are able to pronounce the new vocabulary about transportation.
6. Students are able to use and response the instruction accurately.

N. Learning Material

Vocabulary

Land Transportation (Transportasi Darat)	
Car	Mobil
Motorcycle	Sepeda motor
Pedicab	Becak
Train	Kereta
Truck	Truk
Bus	Bis
Cart	Kereta kuda
Bicycle	Sepeda
Scooter	Vespa
Water Transportation (Transportasi Air)	
Ship	Kapal
Sailing boat	Perahu layar
Speedboat	Perahu motor
Ferry	Kapal feri
Canoe	Perahu lesung
Raft	Rakit
Air Transportation (Transportasi Udara)	
Plane	Pesawat
Hot air balloon	Balon udara
Helicopter	Helikopter
Jet	Jet
Air	Udara
Land	Darat

Water	Air
Bookshop	Toko buku
Bus stop	Halte
Bus station	Terminal
Cinema	Bioskop
Harbor	Pelabuhan
Market	Pasar
Railway station	Stasiun
Ride	Mengendarai
Wheel	Roda
Move	Berpindah
Fast	Cepat
Engine	Mesin
Driver	Supir
Passenger	Penumpang

O. Learning Methods

Exploration, Elaboration and Confirmation

P. Teaching and Learning Process

No.	Activities	Time Allocation
1	Pre-Learning Activities <ul style="list-style-type: none"> - Greeting - Praying before learning activities begun - Checking students' attendance list - Telling the students today's topic 	5 minutes

	<p>meaning.</p> <ul style="list-style-type: none"> - Teacher wipes the blackboard and asks students to close their book. - The teacher gives the pop-up book and asks students to guess the English word of each picture in the pop-up and writes it beside the picture. - After the students have finished with their work, the teacher asks some students to read their answer. - Teacher gives the correct answer and the students check their answer and if there is incorrect answer they correct it. <p>Confirmation</p> <ul style="list-style-type: none"> - Giving feedback to students about the learning activities - Motivate students to have more spirit to learn English - Making conclusion 	5 minutes
3	<p>Post Activities</p> <ul style="list-style-type: none"> - Giving an opportunity for students to 	6 minutes

	<p>ask questions about the materials</p> <ul style="list-style-type: none"> - Asking students some questions about the materials - Informing the next materials - Praying 	
--	--	--

Q. Learning Sources

Wp.robertsabuda.com

Fokus Bahasa Inggris kelas V semester 2

Modul EKSIS Bahasa Inggris kelas 5 semester 2

R. Learning Media

Pop-up book, paper.

Lesson Plan 2

School : SD N 2 Trikarso
 Subject : English (Transportation)
 Class : V

Skills : Writing and Listening

Time Allocation : 2×35

J. Standard Competence

5. Understanding simple instruction and the interaction in the classroom context.

8. Spelling and copying simple English text in the classroom context.

K. Basic Competence

5.1 Responding the instruction appropriately in the classroom context and about transportation context.

8.1 Spell simple English words appropriately with appropriate punctuation and engage the use of word, phrase and sentences that relate with transportation.

L. Indicator

4. Understanding simple vocabulary about transportation.

5. Pronouncing simple vocabulary about transportation.

6. Describing transportation.

M. Learning Objectives

4. Students are able to comprehend the new vocabulary about transportation.

5. Students are able to pronounce the new vocabulary about transportation.

6. Students are able to make a simple description about transportation.

N. Learning Material

The Description of some transportation

11. That is a hot air balloon. It is a kind of air transportation. It is moved by the hot air.

12. That is a motorcycle. It is a land of transportation. The rider should wear a helmet when they are riding a motorcycle.
13. That is a plane. It is a kind of air transportation. It is moved by its engine and it can bring many passengers.
14. That is a car. It is a kind of land transportation. It has four wheels.
15. Look! That is a bus. It is a land of transportation. It is a public transportation.
16. That is a pedicab. It has three wheels. It is moved when the driver is pedaling.
17. That is a bicycle. It has two wheels.
18. That is a train. It is land transportation. It can move fast.
19. That is a ship. It is water transportation. It can across oceans.
20. That is a sailing boat. It is water transportation. It is moved when airs push the sails.

O. Learning Methods

Exploration, Elaboration and Confirmation

P. Teaching and Learning Process

No.	Activities	Time Allocation
1	Pre-Learning Activities <ul style="list-style-type: none"> - Greeting - Praying before learning activities begun 	5 minutes

	<ul style="list-style-type: none"> - Checking students' attendance list - Telling the students today's topic 	
2	<p>Main Learning Activities:</p> <p>Exploration</p> <ul style="list-style-type: none"> - Ask the students how bus is look like? <p>Elaboration</p> <ul style="list-style-type: none"> - Teacher explains an example description of transportation. - The teacher gives papers that consist of sentences that describe the transportation. - Teacher asks the students to listen the teacher and fill the missing words in the description. - Teacher asks the students to guess the description and stick it the pop-up book that appropriate with the picture. - Teacher asks some students to read their answer. 	<p>5 minutes</p> <p>50 minutes</p>

	<ul style="list-style-type: none"> - Teacher explains the correct answer. - Teacher reads the description and the students repeat after the teacher. <p>Confirmation</p> <ul style="list-style-type: none"> - Giving feedback to students about the learning activities - Motivate students to have more spirit to learn English - Making conclusion 	5 minutes
3	<p>Post Activities</p> <ul style="list-style-type: none"> - Giving an opportunity for students to ask questions about the materials - Asking students some questions about the materials - Informing the next materials - Praying 	6 minutes

Q. Learning Sources

Wp.robertsabuda.com

Fokus Bahasa Inggris kelas V semester 2

Modul EKSIS Bahasa Inggris kelas 5 semester 2

R. Learning Media

Pop-up book, paper.

Lesson Plan 3

School : SD N 2 Trikarso
Subject : English (Transportation)
Class : V
Skills : Reading, Writing and Speaking
Time Allocation : 2 × 35

J. Standard Competence

6. Expressing the instruction and the simple information in the classroom context.

7. Understanding a simple English text in the classroom context.

8. Spelling and copying simple English written in the classroom context.

K. Basic Competence

6.1 Responding the instruction with oral response, able to give the example of doing an action and giving an instruction.

7.1 Read a text clearly and appropriate with the pronunciation, stress and intonation that is included word, phrase, and simple sentences and simple texts.

8.1 Spell simple English words appropriately with appropriate punctuation and engage the use of word, phrase and sentences that relate with transportation.

L. Indicator

4. Understanding simple vocabulary about transportation.
5. Pronouncing simple vocabulary about transportation.
6. Using question words accurately.

M. Learning Objectives

4. Students are able to comprehend the new vocabulary about transportation.
5. Students are able to pronounce the new vocabulary about transportation.
6. Students are able to make a dialog about transportation.

N. Learning Material

The way to

Where do/does(subject) want to go?

Do is used for subject you, they, I, and we.

Does is used for subject he, she, noun/it or name.

Examples:

4. A: Where do you want to go?

B: I want to go to Kebumen.

5. A: Where does he want to go?

B: He wants to go to bank.

6. A: Where does Lia want to go?

B: She wants to go to school

e. To ask what kind of transportation that is used, is by using the instruction below:

How do (subject) go to ? **or** How does (subject) go to ?

Do is used for subject you and they.

Does is used for subject he, she and name.

Examples:

4. A: How do you go to Kebumen?

B: I go to Kebumen by motorcycle.

5. A: How does he go to bank?

B: He goes to bank by car.

6. A: How does Lia go to school?

B: lia goes to school by bicycle.

O. Learning Methods

	<ul style="list-style-type: none"> - Teacher explains the way to ask how the other person reaches the place. - Teacher distributes some pop-up picture. - Students make examples dialog about the transportation in pop-up. - Ask some students to present their dialog. <p>Confirmation</p> <ul style="list-style-type: none"> - Giving feedback to students about the learning activities - Motivate students to have more spirit to learn English - Making conclusion 	5 minutes
3	<p>Post Activities</p> <ul style="list-style-type: none"> - Giving an opportunity for students to ask questions about the materials - Asking students some questions about the materials - Informing the next materials 	6 minutes

	- Praying	
--	-----------	--

Q. Learning Sources

Wp.robertsabuda.com

Fokus Bahasa Inggris kelas V semester 2

Modul EKSIS Bahasa Inggris kelas 5 semester 2

R. Learning Media

Pop-up book, paper.

Appendix 5. Pre-test

Pre-test 1

Name :

Number :

Choose the correct answer by crossing (×) a, b, c, or d!

Pilihlah jawaban yang benar dengan member tanda silang (×) pada huruf a, b, c, atau d!

11. Mr. Lusiano goes to the
office by ...

e. Cart

f. Taxi

g. Bus

h. Train



12. That is a ...



- e. Canoe
- f. Ship
- g. Ferry
- h. Sailing boat

13. This is air transportation. It is ...



- e. Ferry
- f. Sailing boat
- g. Pedicab
- h. Hot air balloon

14. These are water transportations, except ...

e.



f.



g.



h.



15. You can see a ... in the airport.



e. Ship

f. Bus

g. Plane

- h. Train
- 16. Bus stop at the
- e. Bus stop
- f. Right side
- g. Bus land
- h. Traffic light

17. The boys will go to the temple by

- e. Bus
- f. Taxi
- g. Car
- h. Canoe



18. I go to school by

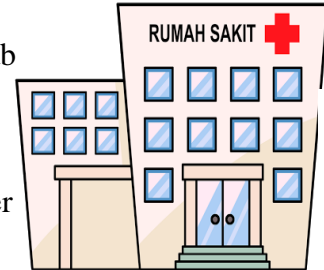
- e. Bus



- f. Pedicab
- g. Bicycle
- h. Motorcycle

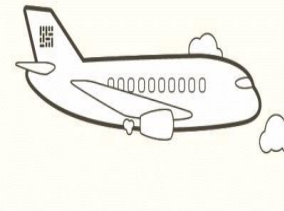
19. She goes to hospital by.....

- e. Pedicab
- f. Bus
- g. Scooter
- h. Bicycle



Mr. Roni goes to Sulawesi

- by
- e. Motorcycle
- f. Car



- g. Plane
- h. Ship

Complete the sentences below!

Lengkapilah kalimat-kalimat dibawah ini!

6. Acan cross the ocean.



7. Mr. Kojan is a



8. They usually go to school by ...



9. I like seeingin the harbour.



10. A plane stops at the



Pre-test 2

Name :

Number :

I. Choose the correct answer by crossing (×) a, b, c, or d!

Pilihlah jawaban yang benar dengan member tanda silang (×) pada huruf a, b, c, atau d!

11. Balapan is a name of



i. Harbour

j. Railway station

k. Bus station

l. Airport

12. Bus stop means...

i. Halte bus

j. Tempat parkir bus

k. Tempat pertukaran bus

l. Tempat pangkalan
angkutan

13. A : “How will you go to
Kalimantan?”

B : “ I will go there by”



i. Train
j. Plane
k. Ship
l. Bus

14. There is aon the road.



i. Boat
j. Ship
k. Canoe
l. Cart

15. That is a it has three
wheels.

i. Pedicab
j. Cart
k. Scooter
l. Motorcycle

16. This is a traditional water
transportation. It is

i. Ship
j. Sailing boat
k. Ferry
l. Raft

17. Tanjung perak is a name of
....

i. Bus station
j. Railway station
k. Airport
l. Harbour

18. Cart is a transportation.

i. Land
j. Water
k. Air

l. Hot water

19. Someone who operates a

train, is a ...

i. Driver

j. Engineer

k. Pilot

l. Navigator

20. This is an air transportation.

It is

i. Ferry

j. Sailing boat

k. Pedicab

l. Hot air ballon

II. Fill in the missing letters!

Isilah huruf-huruf yang hilang dibawah ini

6. S _ _ _ i _ _ b _ _ t

7. T _ _ _ _ _

8. P _ _ _ _ _ b

9. M _ _ _ r _ _ _ l _

10. H _ _ _ _ r _ _ l _ _ _ _

Pre-test 3

Name :

Number :

V. Match!Jodohkan!

- | | |
|---------------------|-----------------------|
| 11. Raft | n. Perahu motor cepat |
| 12. Cart | o. Balon udara |
| 13. Bicycle | p. Sepeda |
| 14. Speedboat | q. Kereta api |
| 15. Pedicab | r. Vespa |
| 16. Scooter | s. Becak |
| 17. Hot air balloon | t. Kereta kuda |
| 18. Train | |
| 19. Car | |
| 20. Plane | |

k. Pesawat

l. Rakit

m. Mobil

VI. Complete the dialogues below!

Lengkapilah dialoge-dialog berikut ini!

4. A : Where they want to go?

B : They want to go to

A : How do they go to ?

B : They go to by



5. A: Where does your mother want to go?

B: She wants to go to the

A: How does she go to the ?

B: She goes to the..... by



6. A: Where does the boy want to go?

B: He wants to go to the

A: How does he go to the

B: He goes to the by



Appendix 6. Post-test

Post-test 1

Name :

Number :

Choose the correct answer by crossing (×) a, b, c, or d!

Pilihlah jawaban yang benar dengan member tanda silang (×) pada huruf a, b, c, atau d!

11. This is air transportation. It

is ...



- e. Ferry
- f. Sailing boat
- g. Pedicab
- h. Hot air balloon

12. Mr. Lusiano goes to the office by ...



- a. Cart
- f. Taxi
- g. Bus
- h. Train

13. That is a ...



- e. Canoe
- f. Ship
- g. Ferry
- h. Sailing boat

14. These are water transportations, except ...



15. Bus stop at the

- e. Bus stop
- f. Right side
- g. Bus land
- h. Traffic light

16. I go to school by

- e. Bus
- f. Pedicab
- g. Bicycle



h. Motorcycle

17. The boys will go to the temple by

- e. Bus
- f. Taxi
- g. Car
- h. Canoe



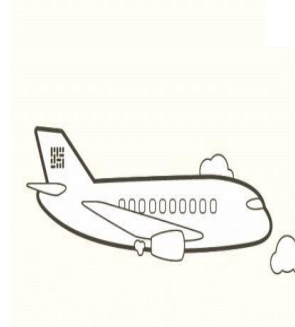
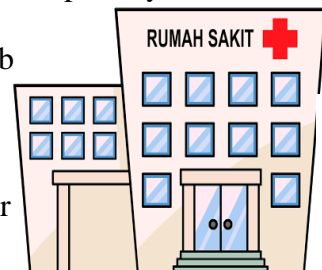
18. You can see a ... in the airport.



- e. Ship
- f. Bus
- g. Plane
- h. Train

19. She goes to hospital by.....

- e. Pedicab
- f. Bus
- g. Scooter
- h. Bicycle



20. Mr. Roni goes to Sulawesi

by

e. Motorcycle

f. Car

g. Plane

h. Ship

Complete the sentences below!

Lengkapilah kalimat-kalimat dibawah ini!

6. Mr. Kojan is a



7. Acan cross the ocean.



8. I like seeing in the harbour



9. They usually go to school by ...



10. A plane stops at the



Post-test 2

Name :

Number :

I. Choose the correct answer by crossing (×) a, b, c, or d!

Pilihlah jawaban yang benar dengan member tanda silang (×) pada huruf a, b, c, atau d!

11. Balapan is a name of



m. Harbour

n. Railway station

o. Bus station

p. Airport

12. Someone who operates a train, is a ...

m. Driver

n. Engineer

o. Pilot

p. Navigator

13. Bus stop means...

m. Halte bus

n. Tempat parkir bus

o. Tempat pertukaran bus

p. Tempat pangkalan angkutan

14. A : “How will you go to Kalimantan?”

B : “ I will go there by



m. Train

n. Plane

o. Ship

p. Bus

15. There is aon the road.



- m. Boat
- n. Ship
- o. Canoe
- p. Cart

16. Cart is a transportation.

- m. Land
- n. Water
- o. Air
- p. Hot water

17. That is a it has three wheels.

- m. Pedicab
- n. Cart
- o. Scooter
- p. Motorcycle

18. This is an air transportation.

It is

- m. Ferry

n. Sailing boat

o. Pedicab

p. Hot air balloon

19. This is traditional water transportation. It is

m. Ship

n. Sailing boat

o. Ferry

p. Raft

20. Tanjung perak is a name of

....

m. Bus station

n. Railway station

o. Airport

p. Harbour

II. Fill in the missing letters!

Isilah huruf-huruf yang hilang dibawah ini

6. T _ _ _ _

7. S _ _ _ i _ _ b _ _ t

8. H _ _ _ _ r _ _ l _ _ _ _

9. P _ _ _ _ _ b

10. M _ _ _ r _ _ _ l _

Post-test 3

Name :

Number :

VII. Match!Jodohkan!

- | | |
|---------------------|-----------------------|
| 11. Cart | n. Balon udara |
| 12. Raft | o. Perahu motor cepat |
| 13. Pedicab | p. Kereta api |
| 14. Speedboat | q. Sepeda |
| 15. Bicycle | r. Vespa |
| 16. Train | s. Becak |
| 17. Hot air balloon | t. Kereta kuda |
| 18. Scooter | |
| 19. Plane | |
| 20. Car | |

k. Pesawat

l. Rakit

m. Mobil

VIII. Complete the dialogues below!

Lengkapilah dialoge-dialog berikut ini!

4. A: Where does your mother want to go?

B: She wants to go to the

A: How does she go to the ?

B: She goes to the..... by



5. A : Where they want to go?

B : They want to go to

A : How do they go to ?

B : They go to by



6. A: Where does the boy want to go?

B: He wants to go to the

A: How does he go to the

B: He goes to the by



Appendix 7. Photos

Pre-test Activity



Learning Activity



Post-test Activity



<i>Students' Pre-test Score</i>				
Participant	Pre-test 1	Pre-test 2	Pre-test 3	Mean
P1	40	40	50	43.3
P2	40	50	60	50
P3	40	60	50	50
P4	20	40	20	26.7

P5	30	50	50	43.3
P6	50	50	60	53.3
P7	60	40	50	50
P8	40	40	50	43.3
P9	30	50	50	43.3
P10	50	40	40	43.3
P11	40	40	40	40
P12	50	70	80	66.7
P13	40	50	40	43.3
P14	50	70	80	66.7
P15	40	50	50	46.7
P16	20	40	50	36.7
P17	40	60	60	53.3
P18	60	70	80	70
P19	40	30	50	40
P20	40	40	60	46.7
P21	40	30	40	36.7
Average of all pre-test				47.3

<i>Students' Post-test Score</i>				
Participant	Post-test 1	Post-test 2	Post-test 3	Mean
P1	90	90	80	86.6
P2	80	100	90	90
P3	80	90	100	90
P4	60	80	70	70

P5	80	100	100	93.3
P6	90	100	90	93.3
P7	70	60	80	70
P8	70	100	100	90
P9	70	70	80	73.3
P10	70	80	100	83.3
P11	80	80	70	76.66
P12	100	100	100	100
P13	90	90	90	90
P14	90	100	100	96.6
P15	70	100	90	86.6
P16	60	70	70	66.6
P17	80	90	100	90
P18	100	90	100	96.6
P19	70	70	90	76.6
P20	100	100	90	96.6
P21	80	70	80	76.6