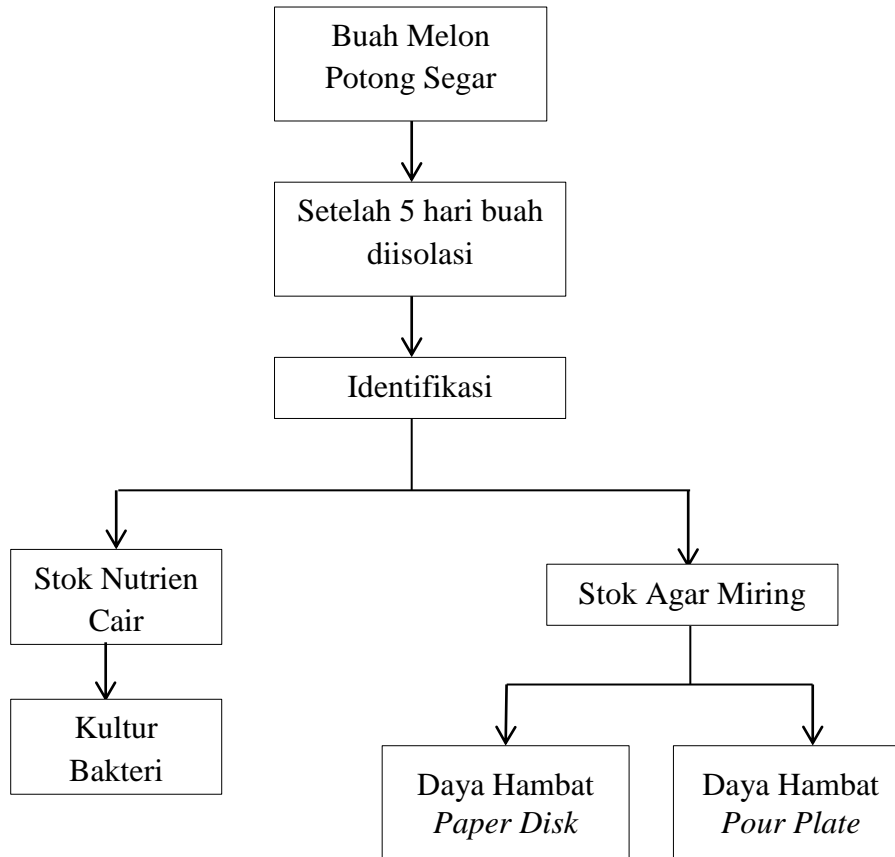


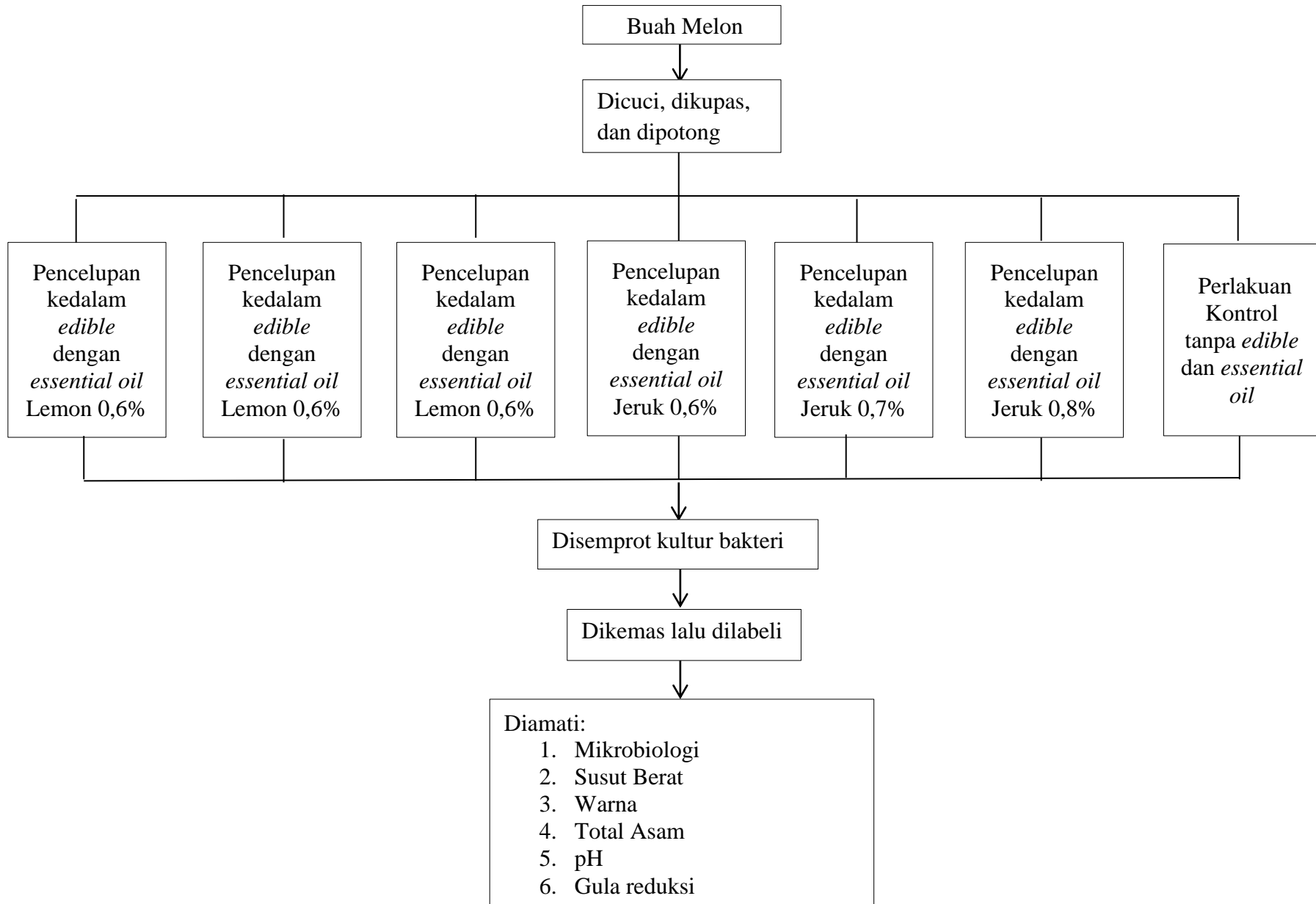
LAMPIRAN

Lampiran 1. Skema Penelitian.

A. Isolasi, Identifikasi dan Uji Daya Hambat



B. Aplikasi *Edible Coating* Berantimikroba *Essential Oil* Lemon dan Jeruk



Lampiran 2. Lay Out Penelitian

B UL (2)	A UL (3)	C UL (1)	G UL (3)	F UL (3)
B UL (3)	D UL (3)	F UL (1)	E UL (1)	G UL (2)
G UL (1)	B UL (1)	E UL (3)	F UL (2)	E UL (2)
C UL (3)	D UL (2)	C UL (2)	D UL (1)	A UL (2)
A UL (1)				

Lampiran 3. Perhitungan Kultur Bakteri

$$\sum \text{MO Melon Segar} = 10^3 = x$$

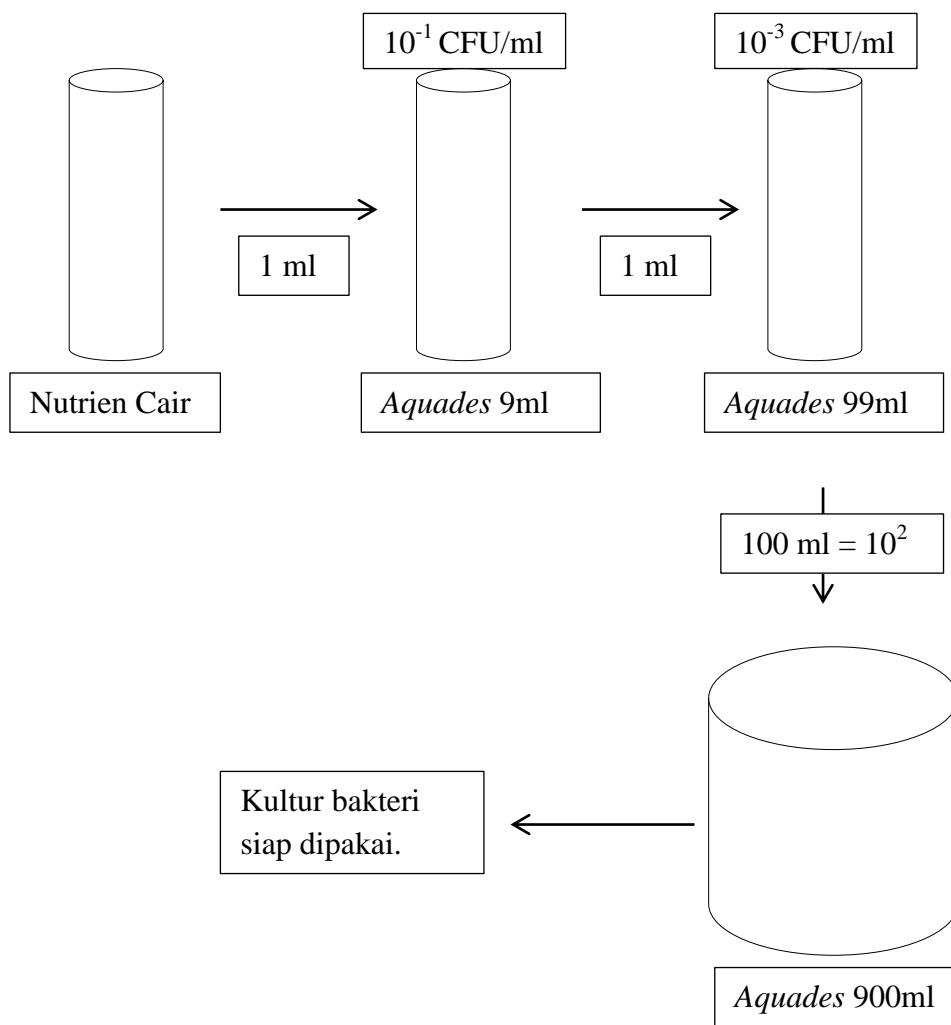
$$\sum \text{MO Kultur Bakteri} = 10^8 = y$$

$$X=Y$$

$$V_1 M_1 = V_2 M_2$$

$$V_1 10^8 = 1000 \times 10^3$$

$$V_1 = \frac{1000 \times 10^3}{10^8} = 10^2$$



Lampiran 4. Hasil Sidik Ragam

a. Susut Bobot

1. Hari ke-5

Sumber Ragam	DB	Jumlah Kuadrat	Kuadrat tengah	F Hitung	Prob>F
Model	6	0,00216429	0,00036071	4,54	0,0093s
Eror	14	0,00111267	0,00007948		
Total	20	0,00327695			

Keterangan: *s* (significant).

2. Hari ke-10

Sumber Ragam	DB	Jumlah Kuadrat	Kuadrat tengah	F Hitung	Prob>F
Model	6	0,00637790	0,00106298	2,40	0,0836 ns
Eror	14	0,006121333	0,00044381		
Total	20	0,01259124			

Keterangan: *ns* (non-significant)

3. Hari ke- 15

Sumber Ragam	DB	Jumlah Kuadrat	Kuadrat tengah	F Hitung	Prob>F
Model	6	0,05291848	0,00881975	5,64	0,0037s
Eror	14	0,02191133	0,00156510		
Total	20	0,07482981			

Keterangan : *s* (significant).

b. Total Asam

1. Hari ke-0

Sumber Ragam	DB	Jumlah Kuadrat	Kuadrat tengah	F Hitung	Prob>F
Model	6	0	0	0	ns
Eror	14	0	0	0	
Total	20	0			

Keterangan: *ns* (non-signifikant).

2. Hari ke-5

Sumber Ragam	DB	Jumlah Kuadrat	Kuadrat tengah	F Hitung	Prob>F
Model	6	0,29558714	0,04926452	11,14	0,0001s
Eror	14	0,06194000	0,00442429		
Total	20	0,35752714			

Keterangan: *s* (signifikant).

3. Hari ke-10.

Sumber ragam	DB	Jumlah Kuadrat	Kuadrat tengah	F Hitung	Prob>F
Model	6	0,92330914	0,15388486	30,20	0,0001s
Eror	14	0,07132667	0,00509476		
Total	20	0,994663581			

Keterangan: s (*signifikant*).

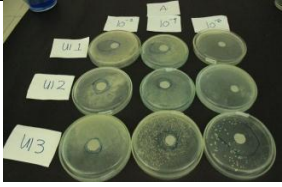
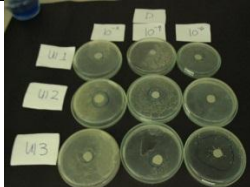

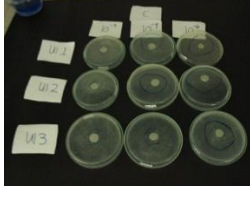
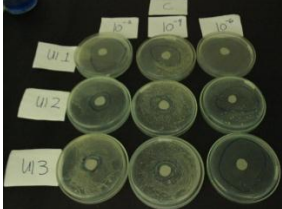
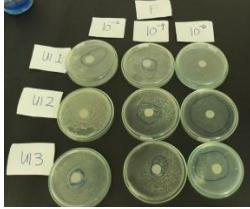
4. Hari ke-15

Sumber Ragam	DB	Jumlah Kuadrat	Kuadrat tengah	F Hitung	Prob>F
Model	6	0,18838590	0,3139765	6,21	0,0024s
Eror	14	0,07075467	0,00505390		
Total	20	0,25914057			

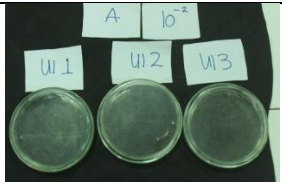
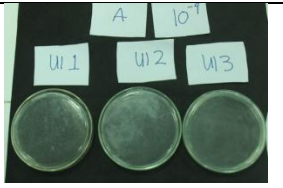

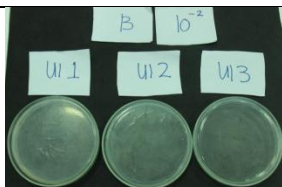
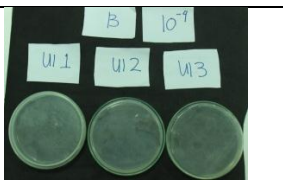
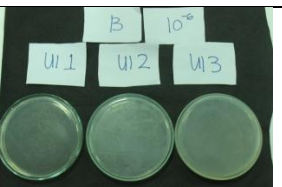
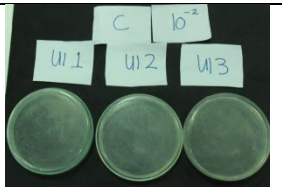
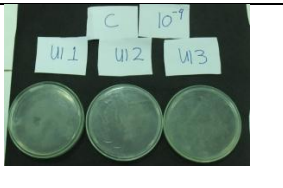
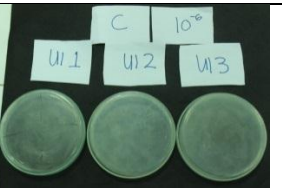
Keterangan: s (*signifikant*).






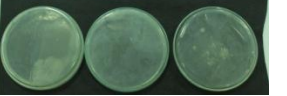



Lampiran 5. Dokumentasi Penelitian

A. Daya Hambat Metode *Paper Disk*




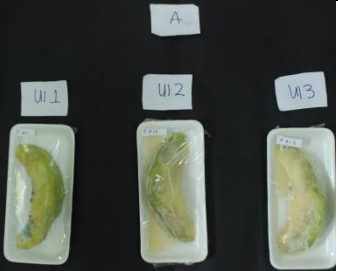


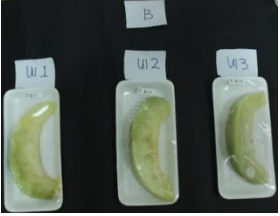


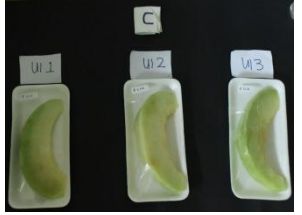
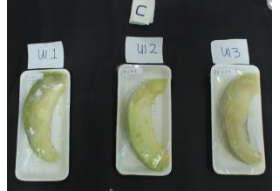
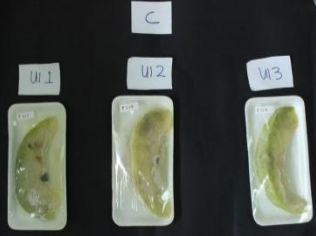
Perlakuan	Dokumentasi	Perlakuan	Dokumentasi
Lemon 0,6%		Jeruk 0,6%	
Lemon 0,7%		Jeruk 0,7%	
Lemon 0,8%		Jeruk 0,8%	








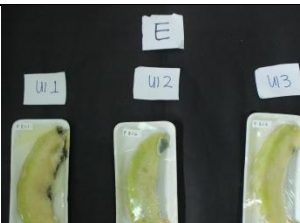




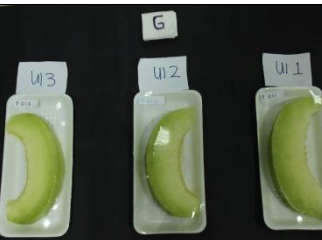



B. Daya Hambat Metode *Pour Plate*

Perlakuan	Pengenceran		
	10^{-2}	10^{-4}	10^{-6}
Lemon 0,6%			
Lemon 0,7%			
Lemon 0,8%			









<p>Jeruk 0,6%</p>	<p>D 10^{-2}</p> <p>U1 U2 U3</p> 	<p>D 10^{-1}</p> <p>U1 U2 U3</p> 	<p>D 10^{-0}</p> <p>U1 U2 U3</p> 
<p>Jeruk 0,7%</p>	<p>E 10^{-2}</p> <p>U1 U2 U3</p> 	<p>E 10^{-1}</p> <p>U1 U2 U3</p> 	<p>F 10^{-2}</p> <p>U1 U2 U3</p> 
<p>Jeruk 0,8%</p>	<p>F 10^{-2}</p> <p>U1 U2 U3</p> 	<p>F 10^{-1}</p> <p>U1 U2 U3</p> 	<p>F 10^{-0}</p> <p>U1 U2 U3</p> 

C. Uji Warna

<i>Essential Oil</i>	Hari 0	Hari 5	Hari 10	Hari 15
Lemon 0,6%				
Lemon 0,7%				
Lemon 0,8%				

<p>Jeruk 0,6 %</p>				
<p>Jeruk 0,7%</p>				
<p>Jeruk 0,8%</p>				
<p>Kontrol</p>				

D. Dokumentasi

			
Pengamatan	Tritasi	Hasil Tritasi	Gula Reduksi
			
Aplikasi	Pencelupan <i>edible coating</i>	Pencelupan CaCl_2	Pensemprotan Bakteri



Penyimpanan Melon Potng Segar



Daya hambat *pour plate*


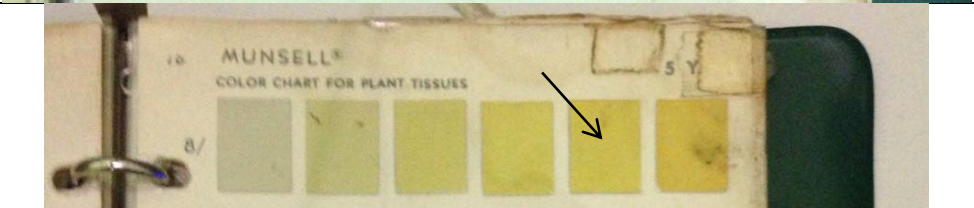



Penuangan media



Pembuatan kultur bakteri

E. Muncel Colour Chart

Keterangan	Foto
<p>2,5 green yellow 8/10</p>	
<p>5 yellow 8/10</p>	
<p>2,5 yellow 5/6</p>	
<p>2,5 yellow 5/4</p>	