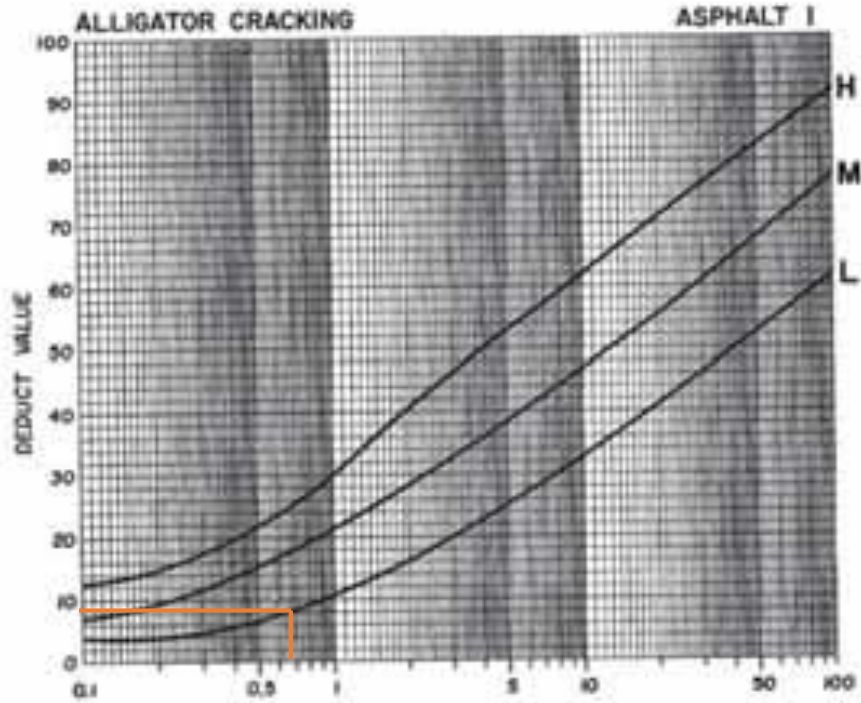
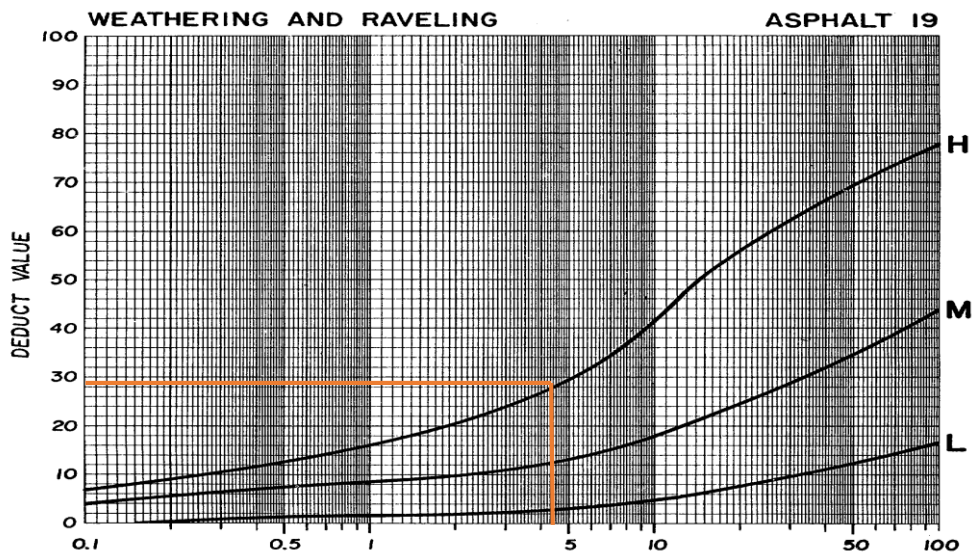


LAMPIRAN C

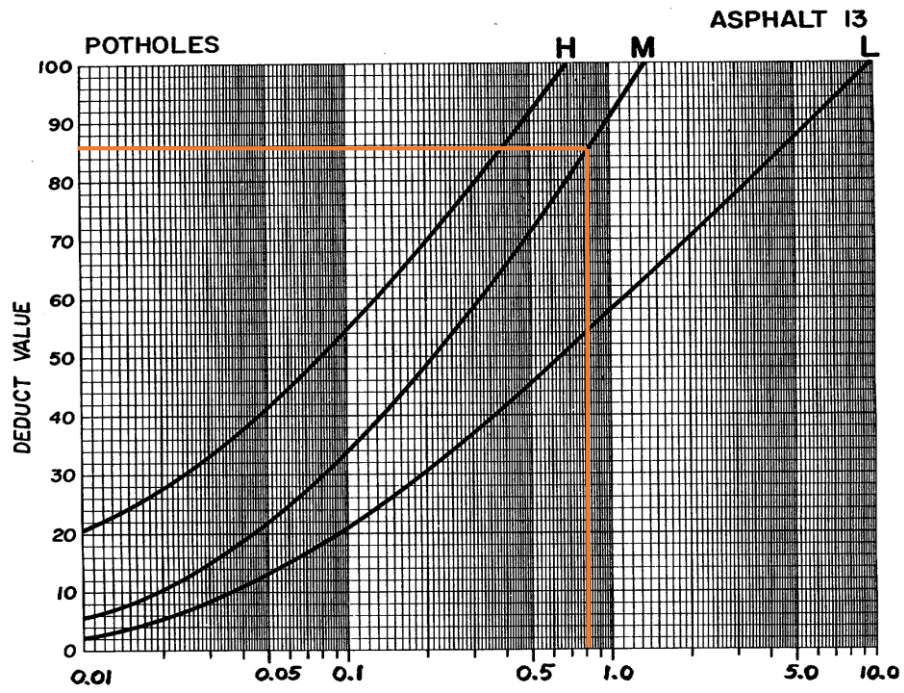
CONTOH PERHITUNGAN GRAFIK *DEDUCT VALUE*



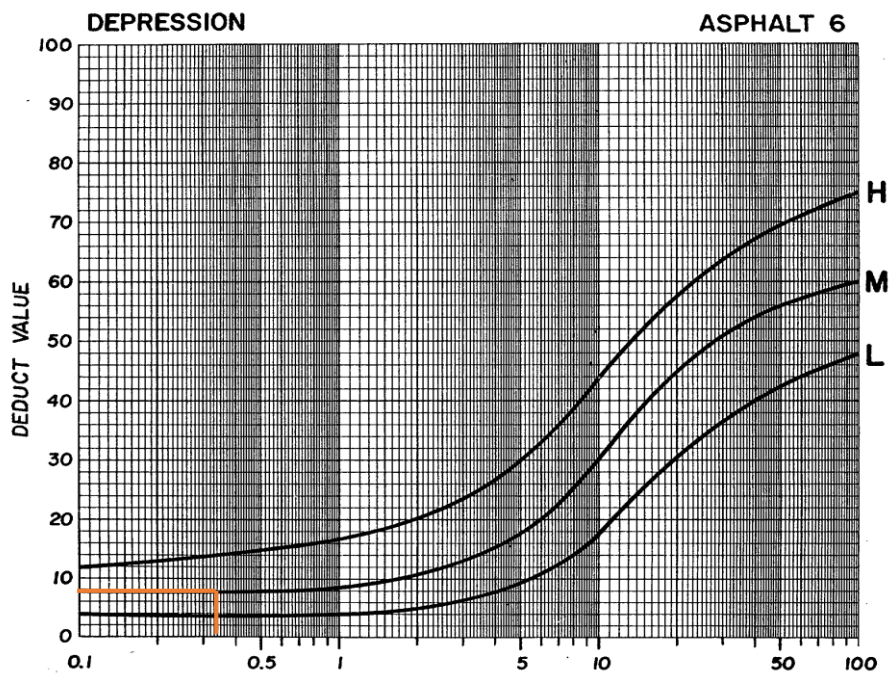
Gambar 1. Grafik *Deduct Value* Retak Buaya



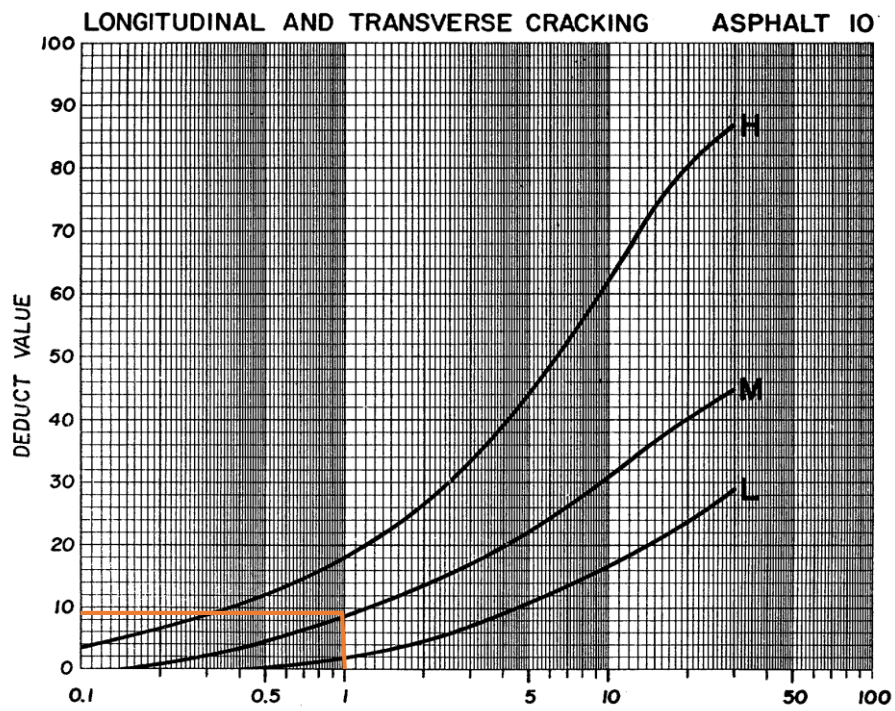
Gambar 2. Grafik *Deduct Value* Pelepasan Butir



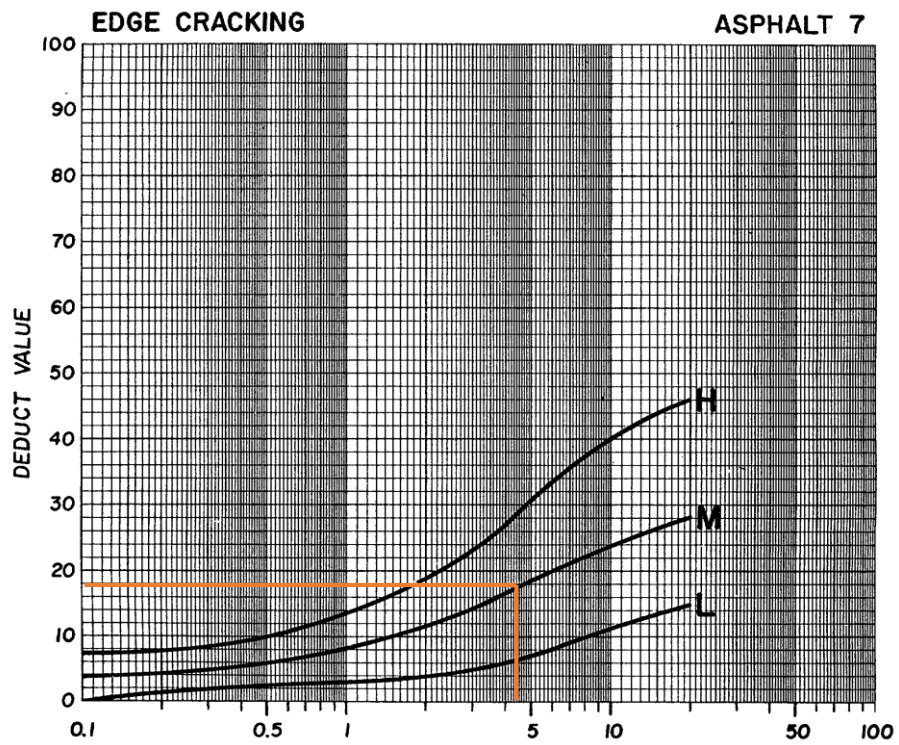
Gambar 3. Grafik *Deduct Value* Lubang



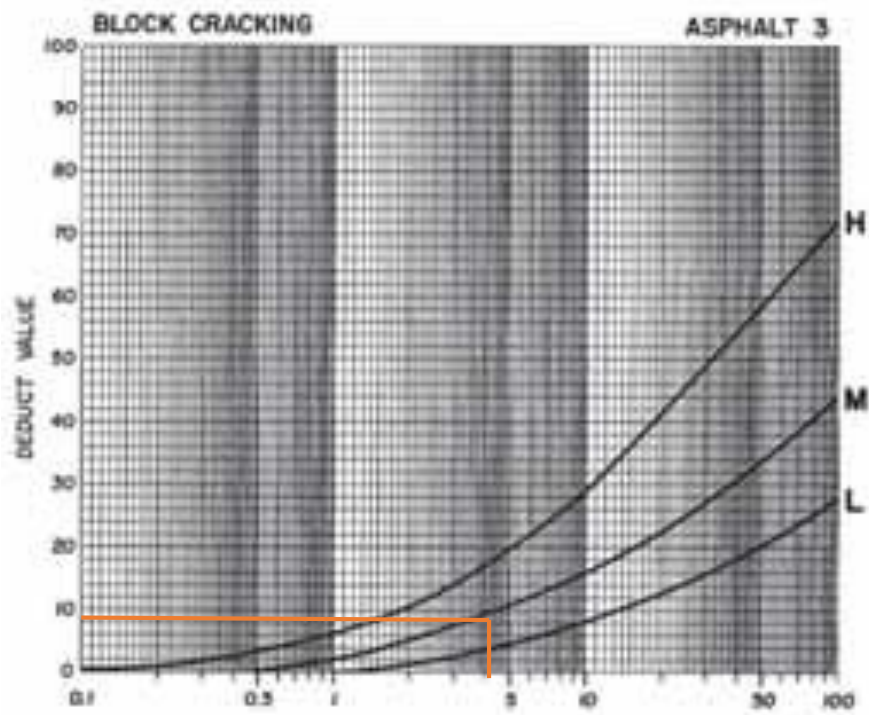
Gambar 4. Grafik *Deduct Value* Amblas



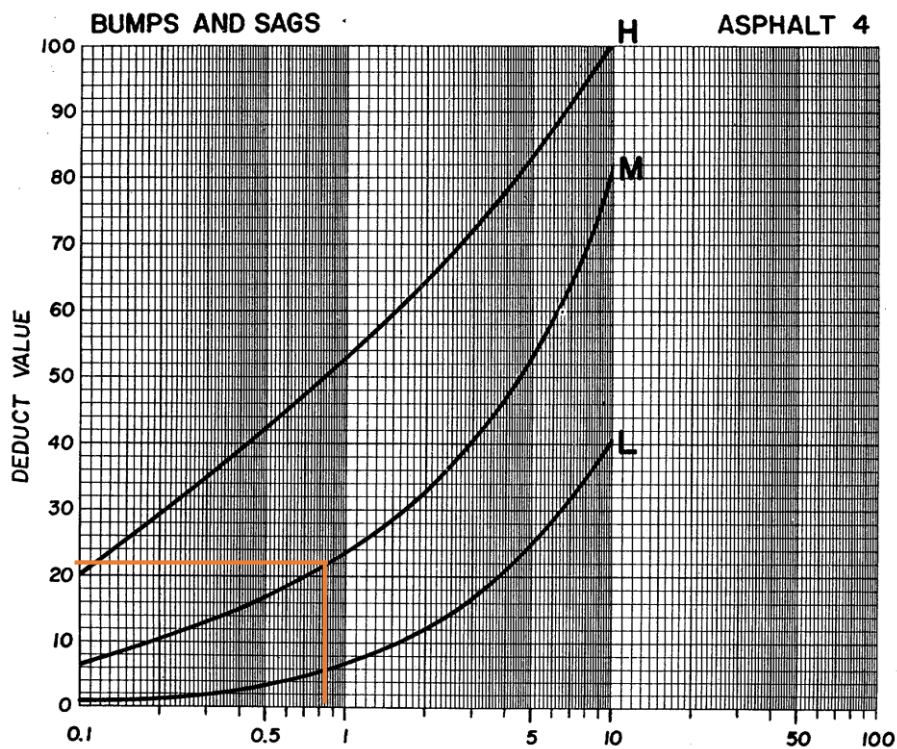
Gambar 5. Grafik *Deduct Value* Retak Memanjang/Melintang



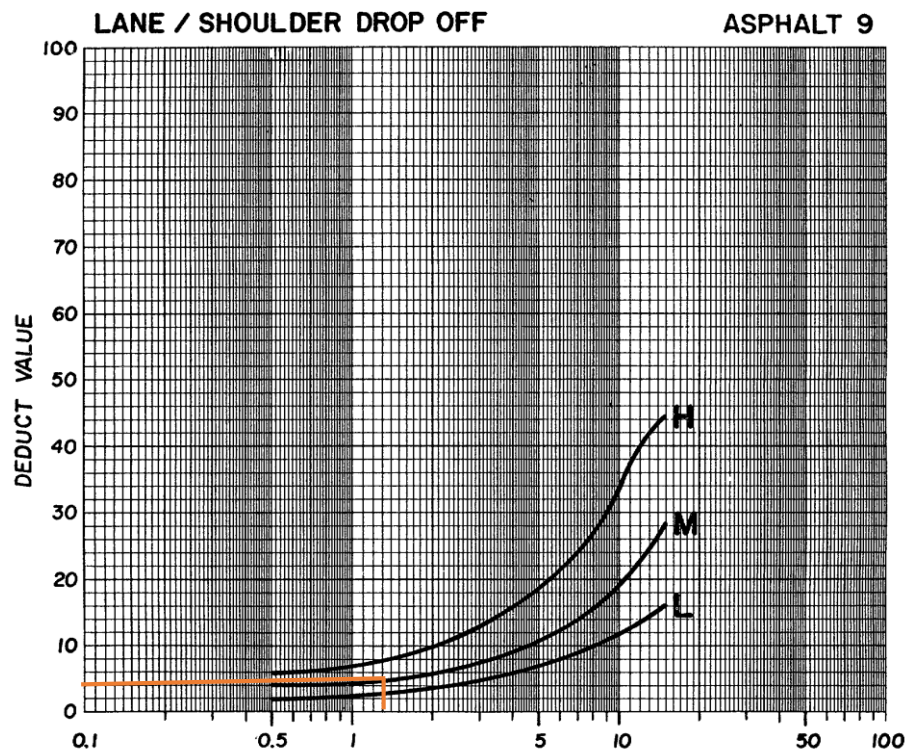
Gambar 6. Grafik *Deduct Value* Retak Pinggir



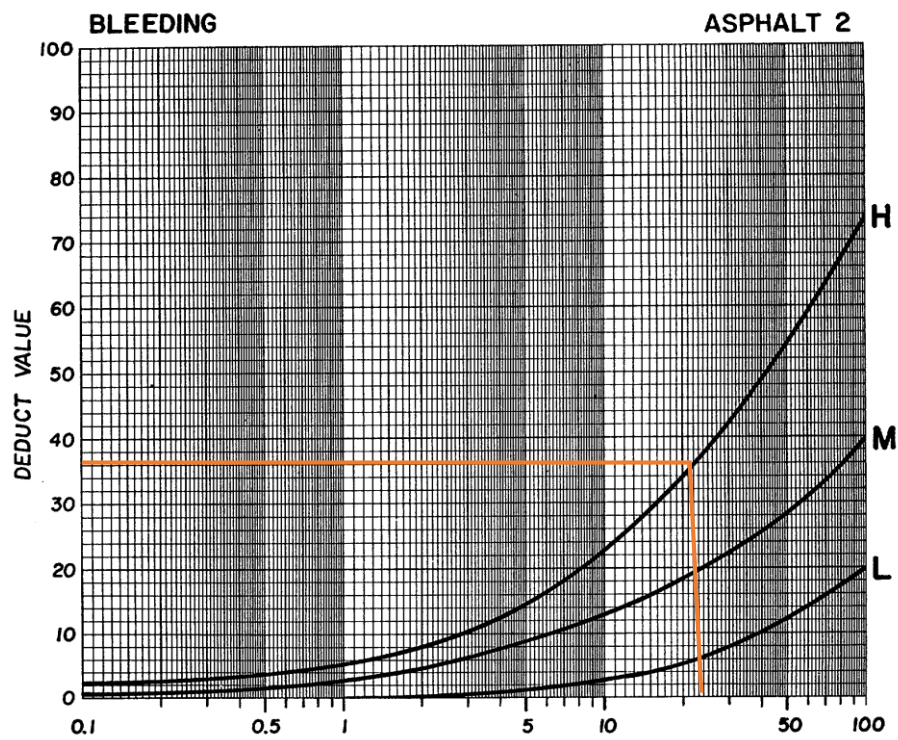
Gambar 7. Grafik *Deduct Value* Retak Kotak-Kotak



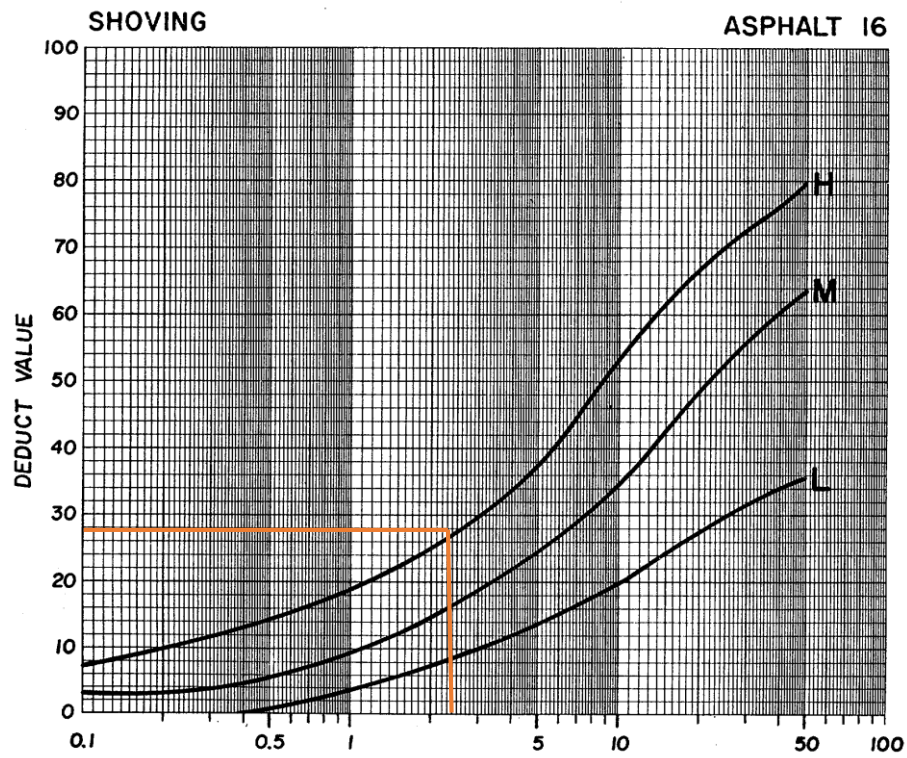
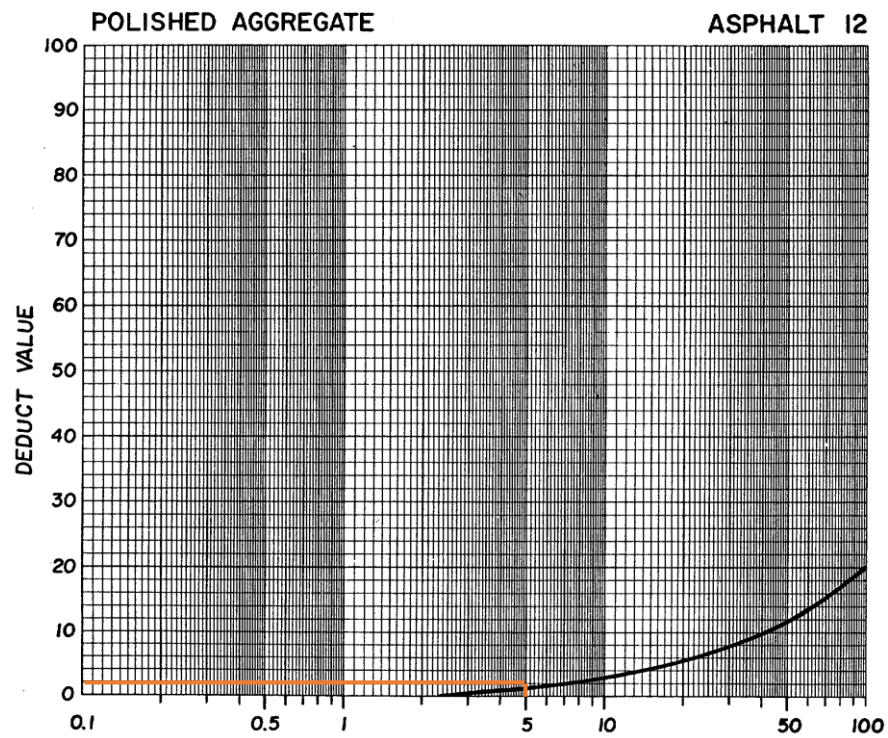
Gambar 8. Grafik *Deduct Value* Cekungan

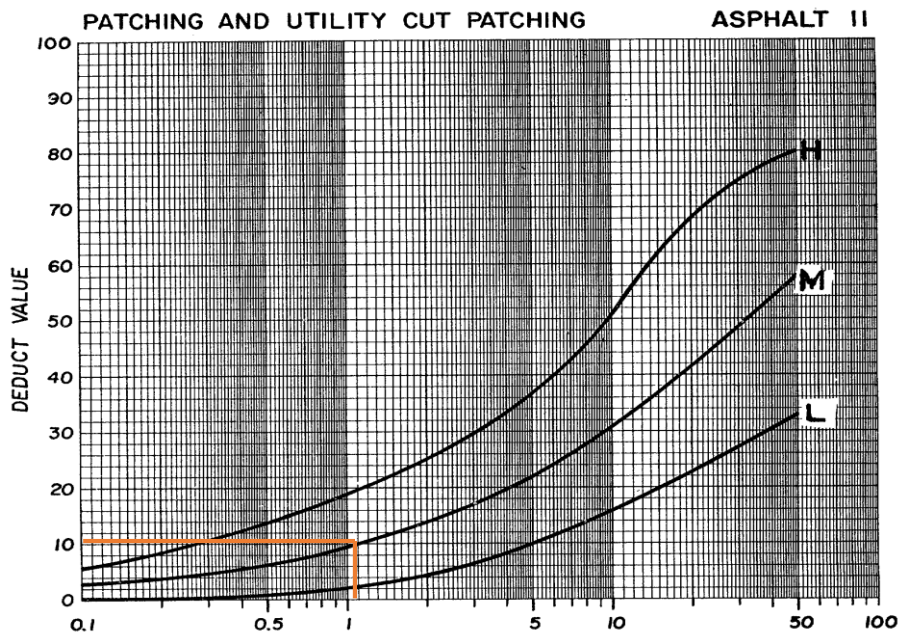


Gambar 9. Grafik *Deduct Value* Pinggiran Jalan Turun Vertikal

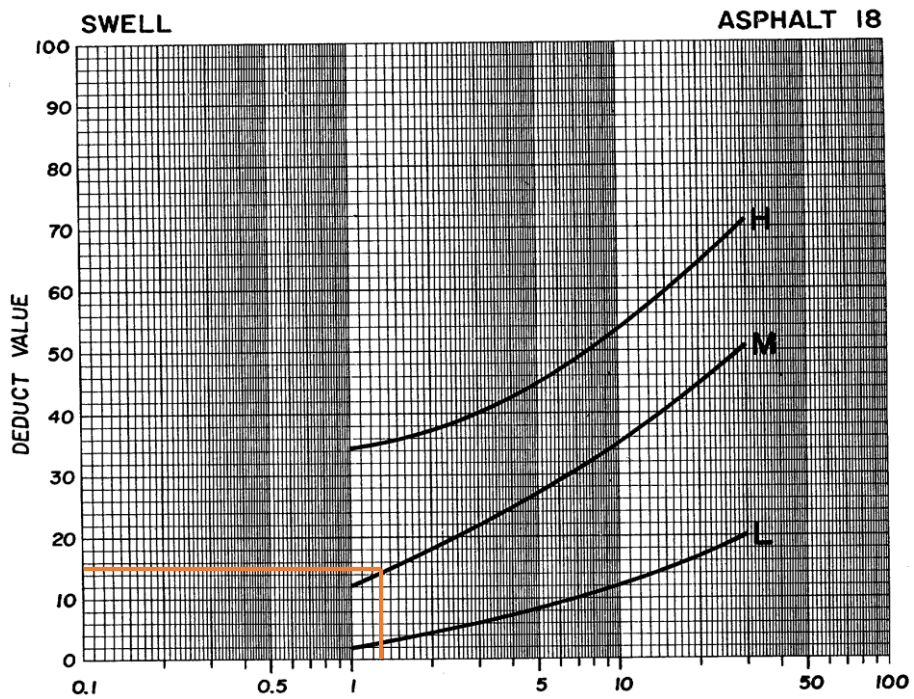


Gambar 10. Grafik *Deduct Value* Kegemukan

Gambar 11. Grafik *Deduct Value* SungkurGambar 12. Grafik *Deduct Value* Pengausan Agregat



Gambar 13. Grafik *Deduct Value* Tambalan



Gambar 14. Grafik *Deduct Value* Mengembang Jembul

LAMPIRAN D
HASIL PERHITUNGAN *CORRECTED DEDUCT VALUE*

STA	DEDUCT VALUE							TDV	q	CDV
5+000 S/D 5+100	29	8	85	9	9	18	9	167	7	75
5+100 S/D 5+200	16	28	45	10	9	24		132	6	64
5+200 S/D 5+300	22	28	13	4	2			69	3	44
5+300 S/D 5+400	10	30	18	33	5			96	5	49
5+400 S/D 5+500	9	28	19	24	62			142	5	80
5+500 S/D 5+600	9	9	58	16	7	48	9	156	7	73
5+600 S/D 5+700	10	60	1	4	30	10	0.5	115.5	4	71
5+700 S/D 5+800	1	35	4	9	34	29		112	3	78
5+800 S/D 5+900	14	30	80	15	4	9		152	5	84
5+900 S/D 6+000	1	9	18	80	41	1		150	4	82
6+000 S/D 6+100	21	62	9	7	3			102	4	64
6+100 S/D 6+200	39	4	70	10	18	18		159	5	88
6+200 S/D 6+300	4	97	6	39	8	9	15	178	6	83
6+300 S/D 6+400	39	8	15	3	15	81		161	5	88
6+400 S/D 6+500	35	17	44	25	10	39		170	6	80
6+500 S/D 6+600	6	21	28	39	9			103	5	58
6+600 S/D 6+700	44	5	9	41	5			104	5	59
6+700 S/D 6+800	19	8	50	44	2	5		128	5	72
6+800 S/D 6+900	39	39	23	19	16			136	5	78
6+900 S/D 7+000	2	70	39	9	1	25		146	4	86
7+000 S/D 7+100	38	2	8	5	38			91	4	56
7+100 S/D 7+200	41	22	9	50	17			139	5	78
7+200 S/D 7+300	4	0	16	16	19			55	3	34
7+300 S/D 7+400	18	91	51	30				190	4	95
7+400 S/D 7+500	10	70	2	46	21			149	4	82
7+500 S/D 7+600	48	80	0	11	3			142	3	85
7+600 S/D 7+700	52	80	30	9	0			171	4	91
7+700 S/D 7+800	51	19	6	39	11			126	5	65
7+900 S/D 7+900	10	9	39	25	82			165	5	84
7+900 S/D 8+000	80	48	21	9	2	5		165	5	82

STA	DEDUCT VALUE							TDV	Q	CDV
8+000 S/D 8+100	21	4	9	39	25	9		107	5	55
8+100 S/D 8+200	28	20	22	39	0			89	3	56
8+200 S/D 8+300	39	45	2	2	5			93	3	59
8+300 S/D 8+400	2	47	0	21	39	9		118	4	66
8+400 S/D 8+500	26	45	30	5	42	11		159	6	77
8+500 S/D 8+600	19	15	19	42	8			103	5	48
8+600 S/D 8+700	49	21	0	39	12			121	4	32
8+700 S/D 8+800	13	12	30	90	18			163	5	18
8+900 S/D 8+900	42	32	39	22	25	6		166	6	20
8+900 S/D 9+000	21	24	49	10	3	4		111	4	38
9+000 S/D 9+100	85	28	11	70				194	4	6
9+100 S/D 9+200	70	11	9	19	18			127	5	34
9+200 S/D 9+300	92	59	21	21				193	4	6
9+300 S/D 9+400	9	85	26	11	10			141	5	28
9+400 S/D 9+500	73	15	25					113	3	31